



# Shenandoah Neighborhood Traffic Calming Study

Miami, Florida



**Kimley»»Horn**

© 2018 Kimley-Horn and Associates, Inc.  
December 2018  
042258218

Shenandoah Neighborhood  
Traffic Calming Study  
Miami, Florida

*Prepared for:*  
City of Miami



Prepared by:  
Kimley-Horn and Associates, Inc.

**Kimley»»Horn**

©2018 Kimley-Horn and Associates, Inc.  
December 2018  
042258218

**TABLE OF CONTENTS**

INTRODUCTION ..... 1

STAKEHOLDER INVOLVEMENT..... 3

DATA COLLECTION ..... 5

FIELD OBSERVATIONS..... 6

TRAFFIC DATA ANALYSIS ..... 7

    Livability Analysis ..... 12

    Cut-Through Traffic Analysis..... 12

    Speed Analysis..... 39

    Traffic Data Analysis Conclusions..... 50

TRAFFIC CALMING IMPROVEMENT PLAN ..... 51

    Traffic Calming Treatments ..... 51

    Proposed Traffic Calming Improvement Plan..... 55

    Planning Level Cost Estimate ..... 80

CONCLUSIONS AND RECOMMENDATIONS ..... 81

**LIST OF FIGURES**

Figure 1: Study Area ..... 2

Figure 2: Local Residential Roadways Exceeding Livability (Zone A - F) ..... 21

Figure 3: A.M. Peak Period Travel Patterns (Zone A - F) ..... 27

Figure 4: P.M. Peak Period Travel Patterns (Zone A-F) ..... 33

Figure 5: 85th Percentile Speeds (Zone A-F) ..... 44

Figure 6: Phase 0 Traffic Calming Improvement Plan (Zone A-F) ..... 56

Figure 7: Phase 1 Traffic Calming Improvement Plan (Zone A-F) ..... 62

Figure 8: Phase 2 Traffic Calming Improvement Plan (Zone A-F) ..... 68

Figure 9: Phase 3 Traffic Calming Improvement Plan (Zone A-F) ..... 74

**LIST OF TABLES**

Table 1: Summary of Peak Season Traffic Volumes ..... 8

Table 2: Traffic Volume Comparison to Livability Thresholds ..... 16

Table 3: Summary of Speed Measurements (mph) ..... 40

Table 4: Cost Estimates ..... 80

**APPENDICES**

- Appendix A: Stakeholder Kick-Off Meeting Notes
- Appendix B: Traffic and Speed Data and FDOT Peak Season Category Factor Report
- Appendix C: Data Analyses and Summary Figures
- Appendix D: Summary of Treatments, Renderings, and Planning Level Cost Estimates

## INTRODUCTION


The City of Miami retained Kimley-Horn and Associates, Inc. to assess traffic conditions within the Shenandoah neighborhood generally bounded by SR 90/US 41/SW 8<sup>th</sup> Street to the north, SR 972/Coral Way/SW 22<sup>nd</sup> Street to the south, SR 933/SW 12<sup>th</sup> Avenue to the east, and SR 9/SW 27<sup>th</sup> Avenue to the west. The objective of this study was to determine appropriate traffic calming improvements to enhance the quality of life of neighborhood residents. Traffic calming improvements aim to minimize cut-through traffic intrusion within the residential neighborhood, maintain acceptable vehicle speeds, and help achieve livability in the neighborhood. This report presents input from the neighborhood stakeholders (residents and community leaders) and City of Miami staff, field observations, traffic volume data, vehicle speed data, an analysis of existing traffic conditions including livability, speed, and cut-through analyses, phased improvement plans, and planning level cost estimates for the proposed improvements. Figure 1 presents a map of the study area. Due to the large size of the study area, sub-zones were defined within the neighborhood to graphically present the analysis results and improvement plans. The sub-zones were defined as follows:

- Zone A, bounded by SR 90/US 41/SW 8<sup>th</sup> Street to the north, SW 16<sup>th</sup> Street to the south, SW 22<sup>nd</sup> Avenue to the east, and SR 9/SW 27<sup>th</sup> Avenue to the west.
- Zone B, bounded by SR 90/US 41/SW 8<sup>th</sup> Street to the north, SW 16<sup>th</sup> Street to the south, SW 17<sup>th</sup> Avenue to the east, and SW 22<sup>nd</sup> Avenue to the west.
- Zone C, bounded by SR 90/US 41/SW 8<sup>th</sup> Street to the north, SW 16<sup>th</sup> Street to the south, SR 933/SW 12<sup>th</sup> Avenue to the east, and SW 17<sup>th</sup> Avenue to the west.
- Zone D, bounded by SW 16<sup>th</sup> Street to the north, SR 972/Coral Way/SW 22<sup>nd</sup> Street to the south, SW 22<sup>nd</sup> Avenue to the east, and SR 9/SW 27<sup>th</sup> Avenue to the west.
- Zone E, bounded by SW 16<sup>th</sup> Street to the north, SR 972/Coral Way/SW 22<sup>nd</sup> Street to the south, SW 17<sup>th</sup> Avenue to the east, and SW 22<sup>nd</sup> Avenue to the west.
- Zone F, bounded by SW 16<sup>th</sup> Street to the north, SR 972/Coral Way/SW 22<sup>nd</sup> Street to the south, SR 933/SW 12<sup>th</sup> Avenue to the east, and SW 17<sup>th</sup> Avenue to the west.

Figure 1 presents a map of the study area and sub-zones.



NOT TO SCALE




**Legend:**  
 Study Boundary



Figure 1: Study Area  
 Shenandoah Neighborhood  
 Traffic Calming Study

## STAKEHOLDER INVOLVEMENT

A stakeholder kick-off meeting was held on Monday April 9, 2018 at Shenandoah Park (1800 SW 21<sup>st</sup> Avenue, Miami, Florida 33145). The primary purpose of the meeting was to gather input from the neighborhood stakeholders regarding existing traffic and safety issues needed to guide traffic data collection and observations efforts within the neighborhood. In general, the primary issues indicated by residents included speeding and traffic intrusion/cut-through traffic. Pertinent issues discussed include the following:

- Speeding is frequently observed along the following segments:
  - SW 22<sup>nd</sup> Avenue (especially since on-street parking was removed)
  - SW 21<sup>st</sup> Avenue between SW 16<sup>th</sup> Street and SW 20<sup>th</sup> Street
  - SW 20<sup>th</sup> Street between SW 13<sup>th</sup> Avenue and SW 14<sup>th</sup> Avenue (in front of school)
  - SW 13<sup>th</sup> Avenue between SW 8<sup>th</sup> Street and Coral Way/SW 22<sup>nd</sup> Street
- Speeding and safety around Shenandoah Middle School (1950 SW 19<sup>th</sup> Street, Miami, FL 33145), Shenandoah Elementary School (1023 SW 21<sup>st</sup> Avenue, Miami, FL 33135), and Coral Way K-8 Bilingual Center (1950 SW 13<sup>th</sup> Avenue, Miami, FL, 33145).
  - It was discussed that the County typically does not allow traffic calming treatments in school zones or next to hospitals.
- Vehicle crashes are frequent in the neighborhood. A recent crash at the intersection of SW 25<sup>th</sup> Avenue & SW 21<sup>st</sup> Street, which resulted in a fatality, was presented as an example.
- Stakeholders indicated that the median along SW 27<sup>th</sup> Avenue is very inconsistent with regards to left-turns. Left-turns are not allowed on SW 12<sup>th</sup> Street, SW 13<sup>th</sup> Street and SW 15<sup>th</sup> Street, which creates excessive traffic on SW 14<sup>th</sup> Street.
- Cut-through traffic was identified along the following segments:
  - SW 20<sup>th</sup> Street between SW 27<sup>th</sup> Avenue and SW 22<sup>nd</sup> Avenue
  - SW 17<sup>th</sup> Street between SW 27<sup>th</sup> Avenue and SW 22<sup>nd</sup> Avenue
  - SW 21<sup>st</sup> Street SW 27<sup>th</sup> Avenue and SW 17<sup>th</sup> Avenue
  - SW 19<sup>th</sup> Avenue between SW 8<sup>th</sup> Street and Coral Way/SW 22<sup>nd</sup> Street
  - SW 21<sup>st</sup> Avenue between SW 10<sup>th</sup> Street and Coral Way/SW 22<sup>nd</sup> Street
  - SW 24<sup>th</sup> Terrace between SW 27<sup>th</sup> Avenue and SW 22<sup>nd</sup> Avenue
    - Note that SW 24<sup>th</sup> Terrace is located outside of the study area

- Residents explained that, due to design flaws, existing roundabouts along SW 23<sup>rd</sup> Avenue and SW 24<sup>th</sup> Avenue are not properly working. The intersections of SW 24<sup>th</sup> Avenue & SW 16<sup>th</sup> Street and SW 24<sup>th</sup> Avenue & SW 18<sup>th</sup> Street are of special concern. It was also discussed that these roundabouts were part of a 2005 traffic calming plan. Additionally, it was discussed that the City of Miami is in process of implementing speed tables with a 5-inch height. This results in slowing passenger vehicles while minimally impacting emergency vehicles.
- Sight distance issues were mentioned at the intersection of SW 14<sup>th</sup> Avenue and SW 12<sup>th</sup> Street.
- Residents expressed concerns with the intersection of SW 8<sup>th</sup> Street and SW 17<sup>th</sup> Avenue. According to residents, illegal turns and speeding are often observed at this intersection.
- Stakeholders voiced concerns over the design and placement of the Southeast driveway of *El Palacio de Los Jugos*. According to residents, traffic entering the driveway often backs-up and affects operations along SW 16<sup>th</sup> Street.
- Vehicles travel in the wrong direction along SW 8<sup>th</sup> Street near SW 22<sup>nd</sup> Avenue due to the lack of proper signage indicating a one-way roadway.
- On-street parking on both sides of some streets does not allow for two-way traffic. One-way streets should be considered.
- Additional roundabouts within the neighborhood would slow traffic down. However, larger streets should be planted in the center island.
- More trees should be planted on SW 17<sup>th</sup> Avenue and SW 22<sup>nd</sup> Avenue.
- SW 16<sup>th</sup> Terrace is used to avoid roundabouts on SW 16<sup>th</sup> Street

Detailed meeting notes are contained in Appendix A.

DATA COLLECTION

Traffic data was collected at 193 locations in May and June 2018. Traffic data was collected while school was in-session and included 24-hour directional traffic volume counts and speed data. Traffic data was gathered from previous studies completed in 2016 and 2017 at 12 locations. A summary of the data collection locations, corresponding FDOT peak season correction factors (PSCF), and detailed traffic data are included in Appendix B.



Existing Speed Table  
(SW 20<sup>th</sup> Street)



Existing Roundabout  
(SW 18<sup>th</sup> Street and SW 24<sup>th</sup> Avenue)



## FIELD OBSERVATIONS

A field review was performed in conjunction with traffic data analyses to assess overall traffic characteristics within the neighborhood. Field observations determined that many roadways lack design characteristics that effectively manage traffic. A summary of field observations is listed below.

### Traffic Control Features and Roadway Characteristics:

- Posted speed limit in the study area is 30 mph along local residential roadways. However, posted speed limit signs are not prevalent throughout the neighborhood.
- Continuous sidewalks were noted throughout the study area.
- The neighborhood has a combination of curb-and-gutter and grass swales along residential roadways.
- Several roundabouts are present throughout the neighborhood.
- Several school zones are located throughout the neighborhood.

### Traffic Flow Observations:

- SR 933/SW 12<sup>th</sup> Avenue, SR 9/SW 27<sup>th</sup> Avenue, SR 90/US 41/SW 8<sup>th</sup> Street, and SR 972/Coral Way/SW 22<sup>nd</sup> Street are Florida Department of Transportation (FDOT) maintained arterial roadways adjacent to the study area.
- SW 22<sup>nd</sup> Avenue and SW 17<sup>th</sup> Avenue are Miami-Dade County maintained arterial roadways within the study area.
- SW 16<sup>th</sup> Street is a City maintained collector roadway within the study area.
- SW 24<sup>th</sup> Avenue, SW 13<sup>th</sup> Street, and SW 19<sup>th</sup> Street have the highest traffic volumes within the neighborhood. SW 24<sup>th</sup> Avenue north of SW 11<sup>th</sup> Terrace has the highest traffic volume among these roads. These observations were confirmed by the traffic count data.
- MDT Metrobus Routes 8 and 208 serve the study area along SR 90/US 41/SW 8<sup>th</sup> Street.
- MDT Metrobus Routes 12, 17, 24, and 500 serve the study area along SR 972/Coral Way/SW 22<sup>nd</sup> Street.
- MDT Metrobus Route 27 serves the study area along SR 9/SW 27<sup>th</sup> Avenue.
- MDT Metrobus Route 22 serves the study area along SW 22<sup>nd</sup> Avenue.
- MDT Metrobus Route 17 serves the study area along SW 17<sup>th</sup> Avenue.
- MDT Metrobus Route 12 serves the study area along SR 933/SW 12<sup>th</sup> Avenue.

## TRAFFIC DATA ANALYSIS

The objective of the data analyses is to identify the need and locations for traffic calming improvements within the neighborhood. These improvements are determined by (i) determining if livability thresholds are exceeded, (ii) assessing the existing traffic conditions within the neighborhood and evaluating traffic patterns, and (iii) determining if speeding is excessive by evaluating the 85<sup>th</sup> percentile travel speeds within the neighborhood.

The FDOT peak season factor was applied to the collected data to adjust the traffic to peak season volumes. A peak season factors ranging from 1.00 to 1.04 were applied to the collected and gathered data. A summary of the daily, A.M. peak hour, and P.M. peak hour traffic volumes is presented in Table 1. Detailed traffic data and the FDOT peak season factor category reports are included in Appendix B.

Table 1: Summary of Peak Season Traffic Volumes

Roadway Segment	Daily Traffic Volume	A.M. Peak Hour Beginning	A.M. Peak Volume	P.M. Peak Hour Beginning	P.M. Peak Volume
SW 9 <sup>th</sup> Street, East of SW 25 <sup>th</sup> Avenue	1,223	7:00	114	16:00	102
SW 10 <sup>th</sup> Street, East of SW 25 <sup>th</sup> Avenue	2,001	7:15	214	16:00	156
SW 11 <sup>th</sup> Street, East of SW 27 <sup>th</sup> Avenue	1,974	7:52	119	16:52	167
SW 12 <sup>th</sup> Street, East of SW 27 <sup>th</sup> Avenue	785	7:00	49	16:30	72
SW 13 <sup>th</sup> Street, West of SW 27 <sup>th</sup> Avenue	646	8:30	51	16:45	68
SW 14 <sup>th</sup> Street, East of SW 27 <sup>th</sup> Avenue	1,465	7:45	132	17:15	146
SW 15 <sup>th</sup> Street, East of SW 27 <sup>th</sup> Avenue	850	8:00	74	17:00	93
SW 16 <sup>th</sup> Terrace, East of SW 27 <sup>th</sup> Avenue	488	7:45	44	17:00	73
SW 17 <sup>th</sup> Street, East of SW 27 <sup>th</sup> Avenue	1,020	7:30	103	16:15	88
SW 18 <sup>th</sup> Street, East of SW 27 <sup>th</sup> Avenue	669	7:30	49	17:15	71
SW 19 <sup>th</sup> Street, East of SW 27 <sup>th</sup> Avenue	1,570	7:45	140	16:45	168
SW 19 <sup>th</sup> Terrace, East of SW 27 <sup>th</sup> Avenue	663	7:30	59	17:30	77
SW 20 <sup>th</sup> Street, West of SW 25 <sup>th</sup> Avenue	1,356	8:00	128	17:30	134
SW 21 <sup>st</sup> Street, East of SW 27 <sup>th</sup> Avenue	922	8:15	73	17:00	129
SW 21 <sup>st</sup> Terrace, East of SW 27 <sup>th</sup> Avenue	1,372	8:15	95	17:15	150
SW 25 <sup>th</sup> Avenue, North of SW 14 <sup>th</sup> Street	772	8:00	61	17:15	106
SW 25 <sup>th</sup> Avenue, South of SW 17 <sup>th</sup> Street	966	8:00	73	17:30	100
SW 25 <sup>th</sup> Avenue, South of SW 19 <sup>th</sup> Terrace	1,327	8:00	96	16:45	150
SW 25 <sup>th</sup> Avenue, North of SW 21 <sup>st</sup> Terrace	1,318	8:45	83	16:30	128
SW 9 <sup>th</sup> Street, East of SW 24 <sup>th</sup> Court	1,175	7:15	187	16:45	87
SW 10 <sup>th</sup> Street, East of SW 24 <sup>th</sup> Court	1,524	7:15	148	16:00	135
SW 12 <sup>th</sup> Street, West of SW 24 <sup>th</sup> Avenue	722	7:45	62	16:00	65
SW 13 <sup>th</sup> Street, West of SW 24 <sup>th</sup> Avenue	682	7:30	53	16:45	82
SW 15 <sup>th</sup> Street, West of SW 24 <sup>th</sup> Avenue	919	7:45	87	16:30	112
SW 16 <sup>th</sup> Terrace, West of SW 24 <sup>th</sup> Avenue	257	7:15	32	16:15	27
SW 17 <sup>th</sup> Street, West of SW 24 <sup>th</sup> Avenue	682	7:45	53	16:30	61
SW 18 <sup>th</sup> Street, West of SW 24 <sup>th</sup> Avenue	497	7:00	44	16:45	56
SW 19 <sup>th</sup> Street, West of SW 24 <sup>th</sup> Avenue	1,151	7:45	94	17:30	135
SW 20 <sup>th</sup> Street, East of SW 25 <sup>th</sup> Avenue	1,096	8:00	120	17:15	116
SW 21 <sup>st</sup> Terrace, West of SW 24 <sup>th</sup> Avenue	947	8:15	65	17:15	145
SW 24 <sup>th</sup> Avenue, South of SW 10 <sup>th</sup> Street	3,262	7:15	231	17:30	366
SW 24 <sup>th</sup> Avenue, South of SW 12 <sup>th</sup> Street	2,727	7:30	212	16:45	273
SW 24 <sup>th</sup> Avenue, South of SW 17 <sup>th</sup> Street	1,742	7:30	140	17:15	210
SW 24 <sup>th</sup> Avenue, South of SW 19 <sup>th</sup> Street	1,414	7:45	124	17:15	127
SW 9 <sup>th</sup> Street, East of SW 24 <sup>th</sup> Avenue	1,287	7:45	115	16:00	104
SW 10 <sup>th</sup> Street, East of SW 24 <sup>th</sup> Avenue	1,514	7:30	146	16:00	144
SW 11 <sup>th</sup> Street, East of SW 24 <sup>th</sup> Avenue	491	8:30	38	16:00	46
SW 11 <sup>th</sup> Terrace, East of SW 24 <sup>th</sup> Avenue	608	7:45	61	17:30	63
SW 12 <sup>th</sup> Street, East of SW 24 <sup>th</sup> Avenue	744	8:15	59	17:45	98
SW 13 <sup>th</sup> Street, East of SW 24 <sup>th</sup> Avenue	664	8:00	57	18:00	66
SW 14 <sup>th</sup> Street, East of SW 24 <sup>th</sup> Avenue	680	7:30	73	16:45	61
SW 15 <sup>th</sup> Street, West of 23 <sup>rd</sup> Avenue	793	8:15	65	17:00	77
SW 16 <sup>th</sup> Terrace, East of SW 24 <sup>th</sup> Avenue	486	7:52	47	17:30	53
SW 17 <sup>th</sup> Street, East of SW 24 <sup>th</sup> Avenue	434	7:30	40	17:15	44
SW 17 <sup>th</sup> Lane, West of 23 <sup>rd</sup> Avenue	248	7:30	20	16:30	22
SW 18 <sup>th</sup> Street, East of SW 24 <sup>th</sup> Avenue	517	7:00	41	16:15	45
SW 19 <sup>th</sup> Street, East of SW 24 <sup>th</sup> Avenue	1,012	7:45	86	17:00	119
SW 19 <sup>th</sup> Terrace, East of SW 24 <sup>th</sup> Avenue	474	8:15	54	17:15	53
SW 20 <sup>th</sup> Street, East of SW 24 <sup>th</sup> Avenue	550	7:30	60	17:00	72
SW 21 <sup>st</sup> Street, East of SW 24 <sup>th</sup> Avenue	905	8:00	70	17:15	145
SW 21 <sup>st</sup> Terrace, East of SW 24 <sup>th</sup> Avenue	946	8:15	60	17:30	124
SW 23 <sup>rd</sup> Avenue, South of SW 9 <sup>th</sup> Street	1,320	7:30	126	16:45	136

Table 1: Summary of Peak Season Traffic Volumes

Roadway Segment	Daily Traffic Volume	A.M. Peak Hour Beginning	A.M. Peak Volume	P.M. Peak Hour Beginning	P.M. Peak Volume
SW 23 <sup>rd</sup> Avenue, South of SW 10 <sup>th</sup> Street	756	7:30	68	18:00	71
SW 23 <sup>rd</sup> Avenue, South of SW 14 <sup>th</sup> Street	334	7:30	32	17:00	41
SW 23 <sup>rd</sup> Avenue, South of SW 17 <sup>th</sup> Lane	871	9:45	68	17:15	87
SW 23 <sup>rd</sup> Avenue, South of 21 <sup>st</sup> Street	1,359	-	-	-	-
SW 9 <sup>th</sup> Street, West of SW 22 <sup>nd</sup> Avenue	1,331	7:45	118	17:45	123
SW 10 <sup>th</sup> Street, West of SW 22 <sup>nd</sup> Avenue	1,370	7:30	140	17:00	137
SW 11 <sup>th</sup> Street, West of SW 22 <sup>nd</sup> Avenue	416	8:30	37	17:45	39
SW 11 <sup>th</sup> Terrace, West of SW 22 <sup>nd</sup> Avenue	710	7:30	79	17:30	77
SW 12 <sup>th</sup> Street, West of SW 22 <sup>nd</sup> Avenue	760	7:30	66	17:15	81
SW 13 <sup>th</sup> Street, West of SW 22 <sup>nd</sup> Avenue	718	7:15	68	16:15	75
SW 14 <sup>th</sup> Street, West of SW 22 <sup>nd</sup> Avenue	565	7:30	53	16:45	53
SW 15 <sup>th</sup> Street, West of SW 22 <sup>nd</sup> Avenue	925	7:45	76	17:15	82
SW 16 <sup>th</sup> Terrace, West of SW 22 <sup>nd</sup> Avenue	344	7:37	47	17:07	27
SW 17 <sup>th</sup> Street, West of SW 22 <sup>nd</sup> Avenue	621	8:00	53	17:00	53
SW 17 <sup>th</sup> Lane, West of SW 22 <sup>nd</sup> Avenue	72	8:45	7	16:45	9
SW 18 <sup>th</sup> Street, West of SW 22 <sup>nd</sup> Avenue	569	7:45	46	16:15	53
SW 19 <sup>th</sup> Terrace, West of SW 22 <sup>nd</sup> Avenue	361	7:45	39	17:30	45
SW 20 <sup>th</sup> Street, West of SW 22 <sup>nd</sup> Avenue	565	7:45	57	16:30	78
SW 21 <sup>st</sup> Street, West of SW 22 <sup>nd</sup> Avenue	985	8:15	94	16:45	156
SW 21 <sup>st</sup> Terrace, East of 23 <sup>rd</sup> Avenue	1,113	-	-	-	-
SW 21 <sup>st</sup> Ave, South of SW 9 <sup>th</sup> Street	447	7:30	68	17:00	39
SW 10 <sup>th</sup> Street, East of SW 22 <sup>nd</sup> Avenue	1,509	7:30	175	17:15	164
SW 11 <sup>th</sup> Street, East of SW 22 <sup>nd</sup> Avenue	419	7:30	67	17:00	39
SW 11 <sup>th</sup> Terrace, East of SW 22 <sup>nd</sup> Avenue	187	8:15	24	18:15	10
SW 12 <sup>th</sup> Street, East of SW 22 <sup>nd</sup> Avenue	1,187	7:30	143	16:45	117
SW 13 <sup>th</sup> Street, East of SW 22 <sup>nd</sup> Avenue	715	7:30	79	16:30	60
SW 14 <sup>th</sup> Terrace, East of SW 22 <sup>nd</sup> Avenue	805	7:45	74	16:00	79
SW 15 <sup>th</sup> Street, East of SW 22 <sup>nd</sup> Avenue	287	8:00	31	17:15	28
SW 16 <sup>th</sup> Street, East of SW 22 <sup>nd</sup> Avenue	5,819	8:00	489	17:22	588
SW 16 <sup>th</sup> Terrace, East of SW 22 <sup>nd</sup> Avenue	425	7:00	33	17:00	37
SW 17 <sup>th</sup> Street, East of SW 22 <sup>nd</sup> Avenue	1,171	7:30	192	17:15	114
SW 16 <sup>th</sup> Street East of SW 19 <sup>th</sup> Avenue	4,819	8:00	387	17:30	519
SW 19 <sup>th</sup> Street, East of SW 22 <sup>nd</sup> Avenue	1,780	7:45	181	17:15	190
SW 19 <sup>th</sup> Terrace, East of SW 22 <sup>nd</sup> Avenue	412	7:45	54	17:15	45
SW 20 <sup>th</sup> Street, East of SW 22 <sup>nd</sup> Avenue	553	7:45	a	17:15	62
SW 21 <sup>st</sup> Street, East of SW 22 <sup>nd</sup> Avenue	1,163	8:00	94	17:00	229
SW 21 <sup>st</sup> Terrace, East of SW 22 <sup>nd</sup> Avenue	1,486	8:30	144	17:00	179
SW 9 <sup>th</sup> Street, West of 20 <sup>th</sup> Avenue	918	7:30	60	17:30	93
SW 21 <sup>st</sup> Avenue, South of SW 12 <sup>th</sup> Street	923	7:45	173	16:45	106
SW 21 <sup>st</sup> Avenue, South of SW 14 <sup>th</sup> Terrace	1,021	7:30	186	17:00	97
SW 21 <sup>st</sup> Avenue, South of SW 21 <sup>st</sup> Street	1,081	8:00	108	17:00	103
SW 9 <sup>th</sup> Street, West of SW 19 <sup>th</sup> Avenue	1,134	8:00	84	18:15	93
SW 10 <sup>th</sup> Street, West of SW 19 <sup>th</sup> Avenue	1,585	7:30	233	17:15	143
SW 12 <sup>th</sup> Street, West of SW 19 <sup>th</sup> Avenue	794	8:00	35	17:00	113
SW 13 <sup>th</sup> Street, West of SW 19 <sup>th</sup> Avenue	642	7:45	67	17:15	72
SW 14 <sup>th</sup> Terrace, West of SW 19 <sup>th</sup> Avenue	723	7:30	83	17:00	75
SW 16 <sup>th</sup> Street, West of SW 19 <sup>th</sup> Avenue	6,490	8:00	602	17:15	661
SW 16 <sup>th</sup> Terrace, West of 19 <sup>th</sup> Avenue	606	7:45	73	17:45	59
SW 17 <sup>th</sup> Terrace, West of SW 19 <sup>th</sup> Avenue	260	7:30	48	17:00	23
SW 18 <sup>th</sup> Street, West of SW 19 <sup>th</sup> Avenue	501	7:45	115	17:45	34
SW 19 <sup>th</sup> Street, West of SW 19 <sup>th</sup> Avenue	1,120	7:45	165	16:00	145
SW 20 <sup>th</sup> Street, West of SW 19 <sup>th</sup> Avenue	423	7:30	72	16:00	42

Table 1: Summary of Peak Season Traffic Volumes

Roadway Segment	Daily Traffic Volume	A.M. Peak Hour Beginning	A.M. Peak Volume	P.M. Peak Hour Beginning	P.M. Peak Volume
SW 21 <sup>st</sup> Street, West of SW 19 <sup>th</sup> Avenue	1,330	7:45	143	17:00	233
SW 21 <sup>st</sup> Terrace, West of SW 19 <sup>th</sup> Avenue	994	8:30	75	17:15	142
SW 19 <sup>th</sup> Avenue, South of SW 11 <sup>th</sup> Terrace	1,688	7:45	165	17:15	175
SW 19 <sup>th</sup> Avenue, South of SW 16 <sup>th</sup> Street	1,132	7:45	164	17:45	98
SW 19 <sup>th</sup> Avenue, South of SW 17 <sup>th</sup> Terrace	1,084	7:45	162	17:15	78
SW 9 <sup>th</sup> Street, East of SW 19 <sup>th</sup> Avenue	1,017	7:30	80	16:45	77
SW 10 <sup>th</sup> Street, East of SW 19 <sup>th</sup> Avenue	662	8:15	46	16:45	89
SW 11 <sup>th</sup> Terrace, East of SW 19 <sup>th</sup> Avenue	375	7:15	35	16:30	26
SW 13 <sup>th</sup> Street, East of 19 <sup>th</sup> Avenue	614	7:45	72	17:15	67
SW 14 <sup>th</sup> Street, East of SW 19 <sup>th</sup> Avenue	228	7:45	20	17:00	25
SW 15 <sup>th</sup> Street, East of SW 19 <sup>th</sup> Avenue	268	8:00	20	17:30	28
SW 16 <sup>th</sup> Terrace, East of SW 19 <sup>th</sup> Avenue	597	7:30	70	17:00	60
SW 17 <sup>th</sup> Street, East of SW 19 <sup>th</sup> Avenue	647	8:00	72	17:15	70
SW 17 <sup>th</sup> Terrace, East of SW 19 <sup>th</sup> Avenue	264	7:30	29	17:00	27
SW 18 <sup>th</sup> Street, East of SW 19 <sup>th</sup> Avenue	366	7:30	68	17:30	32
SW 19 <sup>th</sup> Street, East of SW 19 <sup>th</sup> Avenue	2,198	7:45	321	17:15	225
SW 20 <sup>th</sup> Street, East of SW 19 <sup>th</sup> Avenue	109	7:45	20	17:30	8
SW 21 <sup>st</sup> Street, East of SW 19 <sup>th</sup> Avenue	1,343	7:45	166	17:00	232
SW 21 <sup>st</sup> Terrace, East of SW 19 <sup>th</sup> Avenue	976	7:45	71	17:00	110
SW 18 <sup>th</sup> Avenue, South of SW 10 <sup>th</sup> Street	1,202	7:45	108	17:00	135
SW 18 <sup>th</sup> Avenue, South of SW 16 <sup>th</sup> Terrace	601	7:45	63	17:15	59
SW 9 <sup>th</sup> Street, West of SW 17 <sup>th</sup> Avenue	1,148	7:30	80	18:45	52
SW 10 <sup>th</sup> Street, West of SW 17 <sup>th</sup> Avenue	533	7:30	99	16:00	48
SW 11 <sup>th</sup> Street, West of SW 17 <sup>th</sup> Avenue	1,222	7:15	66	17:00	193
SW 11 <sup>th</sup> Terrace, West of SW 17 <sup>th</sup> Avenue	459	8:00	40	17:30	43
SW 12 <sup>th</sup> Street, West of SW 17 <sup>th</sup> Avenue	857	7:45	99	17:30	90
SW 13 <sup>th</sup> Street, West of SW 17 <sup>th</sup> Avenue	718	8:00	69	17:00	75
SW 14 <sup>th</sup> Street, West of SW 17 <sup>th</sup> Avenue	173	8:00	10	17:30	16
SW 14 <sup>th</sup> Terrace, West of SW 17 <sup>th</sup> Avenue	488	7:30	70	17:15	56
SW 15 <sup>th</sup> Street, West of SW 17 <sup>th</sup> Avenue	422	8:00	41	17:45	45
SW 16 <sup>th</sup> Street, West of SW 17 <sup>th</sup> Avenue	4,882	7:45	459	17:15	534
SW 16 <sup>th</sup> Terrace, West of SW 17 <sup>th</sup> Avenue	571	8:00	54	16:45	59
SW 17 <sup>th</sup> Street, West of SW 17 <sup>th</sup> Avenue	844	7:45	95	16:30	99
SW 18 <sup>th</sup> Street, West of SW 17 <sup>th</sup> Avenue	695	7:30	89	17:45	74
SW 19 <sup>th</sup> Street, West of SW 17 <sup>th</sup> Avenue	2,375	7:30	330	17:00	247
SW 21 <sup>st</sup> Street, West of SW 17 <sup>th</sup> Avenue	1,600	8:00	203	17:00	256
SW 21 <sup>st</sup> Terrace, West of SW 17 <sup>th</sup> Avenue	1,131	8:00	108	17:15	122
SW 9 <sup>th</sup> Street, East of SW 17 <sup>th</sup> Avenue	1,661	8:00	95	16:30	143
SW 10 <sup>th</sup> Street, East of SW 17 <sup>th</sup> Avenue	402	7:45	31	16:00	35
SW 11 <sup>th</sup> Street, East of SW 17 <sup>th</sup> Avenue	2,426	7:45	147	16:45	303
SW 11 <sup>th</sup> Terrace, East of SW 17 <sup>th</sup> Avenue	618	7:30	44	16:30	58
SW 12 <sup>th</sup> Street, East of SW 17 <sup>th</sup> Avenue	840	7:30	87	16:15	89
SW 13 <sup>th</sup> Street, East of SW 17 <sup>th</sup> Avenue	1,689	7:30	134	17:00	226
SW 14 <sup>th</sup> Street, East of SW 17 <sup>th</sup> Avenue	711	8:00	54	16:00	69
SW 14 <sup>th</sup> Terrace, East of SW 17 <sup>th</sup> Avenue	417	8:00	46	17:15	35
SW 15 <sup>th</sup> Street, East of SW 17 <sup>th</sup> Avenue	513	7:45	58	17:15	51
SW 16 <sup>th</sup> Street, East of SW 17 <sup>th</sup> Avenue	1,825	7:30	181	17:15	206
SW 17 <sup>th</sup> Street, East of SW 17 <sup>th</sup> Avenue	706	7:45	91	17:00	66
SW 17 <sup>th</sup> Terrace, East of SW 17 <sup>th</sup> Avenue	720	7:45	103	16:30	74
SW 18 <sup>th</sup> Street, East of SW 17 <sup>th</sup> Avenue	1,025	8:00	133	17:15	150
SW 19 <sup>th</sup> Terrace, East of SW 17 <sup>th</sup> Avenue	1,223	7:45	150	17:00	154
SW 16 <sup>th</sup> Terrace, East of SW 17 <sup>th</sup> Avenue	621	7:45	105	17:30	56

Table 1: Summary of Peak Season Traffic Volumes

Roadway Segment	Daily Traffic Volume	A.M. Peak Hour Beginning	A.M. Peak Volume	P.M. Peak Hour Beginning	P.M. Peak Volume
SW 20 <sup>th</sup> Street, East of SW 17 <sup>th</sup> Avenue	1,176	7:45	128	17:00	190
SW 21 <sup>st</sup> Street, East of SW 17 <sup>th</sup> Avenue	1,767	8:15	179	16:45	185
SW 16 <sup>th</sup> Avenue, South of SW 14 <sup>th</sup> Terrace	1,141	7:45	91	18:00	111
SW 16 <sup>th</sup> Avenue, South of SW 15 <sup>th</sup> Street	1,042	7:45	100	17:15	119
SW 16 <sup>th</sup> Avenue, North of 17 <sup>th</sup> Terrace	1,087	-	-	-	-
SW 19 <sup>th</sup> Avenue, South of SW 11 <sup>th</sup> Terrace	1,545	7:45	189	17:15	144
SW 16 <sup>th</sup> Avenue, South of SW 21 <sup>st</sup> Street	2,386	8:15	175	17:30	221
SW 12 <sup>th</sup> Street, West of SW 14 <sup>th</sup> Avenue	874	7:45	91	16:15	82
SW 13 <sup>th</sup> Street, West of SW 14 <sup>th</sup> Avenue	1,636	7:45	161	17:00	185
SW 14 <sup>th</sup> Street, West of SW 14 <sup>th</sup> Avenue	391	8:30	38	16:00	37
SW 14 <sup>th</sup> Terrace, West of SW 14 <sup>th</sup> Avenue	414	7:30	48	17:00	40
SW 15 <sup>th</sup> Street, West of SW 14 <sup>th</sup> Avenue	435	7:45	48	17:15	45
SW 17 <sup>th</sup> Street, East of 16 <sup>th</sup> Avenue	613	8:00	76	17:00	68
SW 17 <sup>th</sup> Terrace, West of SW 14 <sup>th</sup> Avenue	602	7:30	84	16:30	66
SW 18 <sup>th</sup> Street, West of SW 14 <sup>th</sup> Avenue	699	8:00	96	17:15	118
SW 19 <sup>th</sup> Street, West of SW 14 <sup>th</sup> Avenue	1,679	7:45	223	17:15	210
SW 19 <sup>th</sup> Terrace, West of SW 14 <sup>th</sup> Avenue	375	8:45	82	17:30	29
SW 20 <sup>th</sup> Street, West of SW 14 <sup>th</sup> Avenue	1,275	7:30	134	17:00	249
SW 21 <sup>st</sup> Street, West of SW 14 <sup>th</sup> Avenue	799	8:00	116	16:30	78
SW 14 <sup>th</sup> Avenue, South of SW 10 <sup>th</sup> Street	2,331	7:15	135	17:15	224
SW 14 <sup>th</sup> Avenue, South of SW 12 <sup>th</sup> Street	899	7:45	90	17:15	103
SW 11 <sup>th</sup> Street, East of 13 <sup>th</sup> Court	1,439	7:45	147	17:15	178
SW 14 <sup>th</sup> Avenue, South of SW 16 <sup>th</sup> Street	1,018	7:45	123	17:00	102
SW 14 <sup>th</sup> Avenue, South of SW 17 <sup>th</sup> Terrace	947	8:00	142	17:00	110
SW 10 <sup>th</sup> Street, West of SW 13 <sup>th</sup> Avenue	1,538	8:30	82	16:30	132
SW 12 <sup>th</sup> Street, West of SW 13 <sup>th</sup> Avenue	949	7:45	107	17:30	87
SW 13 <sup>th</sup> Street, West of SW 13 <sup>th</sup> Court	2,278	7:45	223	17:15	298
SW 14 <sup>th</sup> Street, West of SW 13 <sup>th</sup> Avenue	405	7:15	42	17:00	46
SW 15 <sup>th</sup> Street, West of SW 13 <sup>th</sup> Avenue	359	7:45	56	17:00	34
SW 16 <sup>th</sup> Street, West of SW 13 <sup>th</sup> Avenue	1,471	7:45	180	17:15	173
SW 17 <sup>th</sup> Terrace, West of SW 13 <sup>th</sup> Avenue	527	7:30	79	17:00	54
SW 18 <sup>th</sup> Street, West of SW 13 <sup>th</sup> Avenue	998	7:45	161	17:15	134
SW 20 <sup>th</sup> Street, West of SW 13 <sup>th</sup> Court	1,170	8:45	67	17:30	243
SW 13 <sup>th</sup> Avenue, South of SW 10 <sup>th</sup> Street	1,843	7:45	162	17:00	165
SW 13 <sup>th</sup> Avenue, South of SW 14 <sup>th</sup> Street	2,515	7:45	294	17:00	235
SW 13 <sup>th</sup> Avenue, South of SW 17 <sup>th</sup> Street	2,538	7:45	273	17:00	261
SW 13 <sup>th</sup> Avenue, South of SW 21 <sup>st</sup> Street	4,230	7:45	406	17:00	393
SW 10 <sup>th</sup> Street, West of SW 12 <sup>th</sup> Avenue	2,117	7:15	146	17:00	207
SW 13 <sup>th</sup> Street, West of SW 12 <sup>th</sup> Avenue	1,732	7:30	162	16:30	209
SW 12 <sup>th</sup> Street, West of SW 12 <sup>th</sup> Avenue	1,024	7:45	115	16:00	94
SW 13 <sup>th</sup> Street, West of SW 12 <sup>th</sup> Avenue	2,159	7:45	212	17:15	271
SW 14 <sup>th</sup> Street, West of SW 12 <sup>th</sup> Avenue	339	7:30	27	17:00	43
SW 16 <sup>th</sup> Street, West of SW 12 <sup>th</sup> Avenue	1,106	7:45	140	17:15	130
SW 17 <sup>th</sup> Street, West of SW 12 <sup>th</sup> Avenue	596	8:15	71	17:30	73
SW 17 <sup>th</sup> Terrace, West of SW 12 <sup>th</sup> Avenue	538	7:30	69	17:00	60
SW 18 <sup>th</sup> Street, West of SW 12 <sup>th</sup> Avenue	1,052	7:45	130	17:15	144
SW 19 <sup>th</sup> Street, West of SW 12 <sup>th</sup> Avenue	982	7:45	110	17:15	145
SW 20 <sup>th</sup> Street, West of SW 12 <sup>th</sup> Avenue	1,814	7:45	206	17:00	348
SW 21 <sup>st</sup> Terrace, West of SW 12 <sup>th</sup> Avenue	556	7:45	73	16:15	40

## Livability Analysis

The *Miami-Dade Neighborhood Traffic Management Program* provides guidelines for identifying when the livability of residential streets is compromised. For residential local streets funded by the City of Miami, traffic volumes should not exceed 1,050 vehicles per day or 105 vehicles per hour. The threshold for residential collector streets where improvements are funded by the City of Miami, traffic volumes should not exceed 2,100 vehicles per day or 210 vehicles per hour. A summary of the livability analysis is presented in Table 2.

Based on the traffic volume criteria specified in the *Miami-Dade Neighborhood Traffic Management Program*, segments along SW 9<sup>th</sup> Street, SW 10<sup>th</sup> Street, SW 11<sup>th</sup> Street, SW 12<sup>th</sup> Street, SW 13<sup>th</sup> Street, SW 14<sup>th</sup> Street, SW 15<sup>th</sup> Street, SW 16<sup>th</sup> Street, SW 17<sup>th</sup> Street, SW 18<sup>th</sup> Street, SW 19<sup>th</sup> Street, SW 20<sup>th</sup> Street, SW 21<sup>st</sup> Street, SW 21<sup>st</sup> Terrace, SW 13<sup>th</sup> Avenue, SW 14<sup>th</sup> Avenue, SW 16<sup>th</sup> Avenue, SW 18<sup>th</sup> Avenue, SW 19<sup>th</sup> Avenue, SW 21<sup>st</sup> Avenue, SW 23<sup>rd</sup> Avenue, SW 24<sup>th</sup> Avenue, and SW 25<sup>th</sup> Avenue exceed local/residential roadway livability thresholds. Figures 2A, 2B, 2C, 2D, 2E, and 2F provide a graphical representation of the segments exceeding livability thresholds.

## Cut-Through Traffic Analysis

The distribution of the collected volumes was analyzed for the neighborhood roadways to identify cut-through traffic patterns. The objective of this analysis is to identify travel patterns as they occur throughout a typical day. The daily traffic volumes for each count location were analyzed to determine daily travel patterns along the neighborhood roadways while the peak period (7:00 – 10:00 A.M. and 4:00 – 7:00 P.M) and peak hour (one [1] hour within the A.M. and P.M. peak hours) directional distributions for each count location were analyzed to determine peak travel patterns. Furthermore, based on Miami-Dade County's *Traffic Flow Modification(s)/Street Closure(s) Procedure, 2009*, the percent difference between directional volumes along a roadway should not exceed 25 percent (25%) for residential local streets and 50 percent (50%) for residential collector streets during the peak hours. Residential local streets identified with a directional volume disparity greater than 25 percent (25%) are considered cut-through routes, and residential collector streets identified with a directional volume disparity greater than 50 percent (50%) are considered cut-through routes as well. A summary of cut-through traffic analysis is presented in Table 2 and is graphically presented in Figures 3A, 3B, 3C, 3D, 3E, and 3F for the A.M. peak period

and Figures 4A, 4B, 4C, 4D, 4E, and 4F for the P.M. peak period. A detailed cut-through analysis is contained in Appendix B.

*A.M. Peak Period Travel Patterns (7:00 – 10:00 A.M.)*

- Cut-through patterns were identified as follows:

Zone A

- Generally, north to south and west to east.
- Vehicles utilize SW 24<sup>th</sup> Avenue as a cut-through route between SR 90/US 41/SW 8<sup>th</sup> Street and SW 16<sup>th</sup> Street.
- Vehicles utilize SW 9<sup>th</sup> Street, SW 10<sup>th</sup> Street, SW 14<sup>th</sup> Street, and SW 15<sup>th</sup> Street as cut-through routes between SR 9/SW 27<sup>th</sup> Avenue and SW 22<sup>nd</sup> Street.

Zone B

- Generally, north to south and west to east.
- Vehicles utilize SW 18<sup>th</sup> Avenue, SW 19<sup>th</sup> Avenue, and SW 21<sup>st</sup> Avenue as cut-through routes between SR 90/US 41/SW 8<sup>th</sup> Street and SW 16<sup>th</sup> Street.
- Vehicles utilize SW 10<sup>th</sup> Street, SW 12<sup>th</sup> Street, and SW 14<sup>th</sup> Terrace as cut-through routes between SW 22<sup>nd</sup> Street and SW 17<sup>th</sup> Avenue.

Zone C

- Generally, north to south and west to east.
- Vehicles utilize SW 14<sup>th</sup> Avenue as a cut-through route between SR 90/US 41/SW 8<sup>th</sup> Street and SW 16<sup>th</sup> Street.
- Vehicles utilize SW 9<sup>th</sup> Street, SW 10<sup>th</sup> Street, SW 11<sup>th</sup> Street, SW 12<sup>th</sup> Street, and SW 13<sup>th</sup> Street as cut-through routes between SW 17<sup>th</sup> Street and SR 933/SW 12<sup>th</sup> Avenue.

Zone D

- Generally, north to south and west to east.
- Vehicles utilize SW 24<sup>th</sup> Avenue and SW 25<sup>th</sup> Avenue as cut-through routes between SW 16<sup>th</sup> Street and SR 972/Coral Way/SW 22<sup>nd</sup> Street.
- Vehicles utilize SW 17<sup>th</sup> Street, SW 19<sup>th</sup> Street, SW 19<sup>th</sup> Terrace, and SW 20<sup>th</sup> Street as cut-through routes between SR 9/SW 27<sup>th</sup> Avenue and SW 22<sup>nd</sup> Street.

Zone E

- Generally, north to south and west to east.



- Vehicles utilize SW 19<sup>th</sup> Avenue and SW 21<sup>st</sup> Avenue as cut-through routes between SW 16<sup>th</sup> Street and SR 972/Coral Way/SW 22<sup>nd</sup> Street.
- Vehicles utilize SW 16<sup>th</sup> Terrace, SW 17<sup>th</sup> Street, SW 18<sup>th</sup> Street, SW 19<sup>th</sup> Street, SW 21<sup>st</sup> Street, and SW 21<sup>st</sup> Terrace as cut-through routes between SW 22<sup>nd</sup> Street and SW 17<sup>th</sup> Avenue.

#### Zone F

- Generally, north to south and west to east.
- Vehicles utilize SW 13<sup>th</sup> Avenue and SW 16<sup>th</sup> Avenue as cut-through routes between SW 16<sup>th</sup> Street and SR 972/Coral Way/SW 22<sup>nd</sup> Street.
- Vehicles utilize SW 16<sup>th</sup> Street, SW 17<sup>th</sup> Street, SW 17<sup>th</sup> Terrace, SW 19<sup>th</sup> Street, SW 21<sup>st</sup> Street, and SW 21<sup>st</sup> Terrace as cut-through routes between SW 17<sup>th</sup> Street and SR 933/SW 12<sup>th</sup> Avenue.

#### *P.M. Peak Hour Travel Patterns (4:00 – 7:00 P.M.)*

##### Zone A

- Generally, east to west.
- Vehicles utilize SW 9<sup>th</sup> Street, SW 10<sup>th</sup> Street, SW 11<sup>th</sup> Street, SW 12<sup>th</sup> Street, SW 13<sup>th</sup> Street, and SW 15<sup>th</sup> Street as cut-through routes between SR 9/SW 27<sup>th</sup> Avenue and SW 22<sup>nd</sup> Avenue.

##### Zone B

- Generally, east to west.
- Vehicles utilize SW 9<sup>th</sup> Street, SW 10<sup>th</sup> Street, SW 11<sup>th</sup> Street, SW 12<sup>th</sup> Street, and SW 13<sup>th</sup> Street as cut-through routes between SW 22<sup>nd</sup> Street and SW 17<sup>th</sup> Avenue.

##### Zone C

- Generally, south to north and east to west.
- Vehicles utilize SW 14<sup>th</sup> Avenue as a cut-through route between SR 90/US 41/SW 8<sup>th</sup> Street and SR 933/SW 12<sup>th</sup> Avenue.
- Vehicles utilize SW 9<sup>th</sup> Street, SW 11<sup>th</sup> Street, SW 12<sup>th</sup> Street, SW 13<sup>th</sup> Street, and SW 14<sup>th</sup> Street as cut-through routes between SR 933/SW 12<sup>th</sup> Avenue and SW 17<sup>th</sup> Street.

#### Zone D

- Generally, south to north and east to west.
- Vehicles utilize SW 24<sup>th</sup> Avenue and SW 25<sup>th</sup> Avenue as cut-through routes between SW 16<sup>th</sup> Street, SR 972/Coral Way/SW 22<sup>nd</sup> Street, and SR 9/SW 27<sup>th</sup> Avenue.
- Vehicles utilize SW 16<sup>th</sup> Terrace, SW 17<sup>th</sup> Street, SW 18<sup>th</sup> Street, SW 19<sup>th</sup> Street, SW 19<sup>th</sup> Terrace, SW 20<sup>th</sup> Street, SW 21<sup>st</sup> Street, and SW 21<sup>st</sup> Terrace as cut-through routes between SR 9/SW 27<sup>th</sup> Avenue and SW 22<sup>nd</sup> Avenue.

#### Zone E

- Generally, south to north and east to west.
- Vehicles utilize SW 17<sup>th</sup> Court and SW 18<sup>th</sup> Street as cut-through routes between SW 16<sup>th</sup> Street and SR 972/Coral Way/SW 22<sup>nd</sup> Street.
- Vehicles utilize SW 16<sup>th</sup> Terrace, SW 17<sup>th</sup> Street, SW 18<sup>th</sup> Street, SW 19<sup>th</sup> Street, SW 21<sup>st</sup> Street, and SW 21<sup>st</sup> Terrace as cut-through routes between SW 22<sup>nd</sup> Avenue and SW 17<sup>th</sup> Avenue.

#### Zone F

- Generally, south to north and east to west.
- Vehicles utilize SW 13<sup>th</sup> Avenue, SW 14<sup>th</sup> Avenue, and SW 16<sup>th</sup> Avenue as cut-through routes between SW 16<sup>th</sup> Street and SR 972/Coral Way/SW 22<sup>nd</sup> Street.
- Vehicles utilize SW 16<sup>th</sup> Street, SW 17<sup>th</sup> Street, SW 17<sup>th</sup> Terrace, SW 18<sup>th</sup> Street, SW 19<sup>th</sup> Street, SW 20<sup>th</sup> Street, SW 21<sup>st</sup> Street, and SW 21<sup>st</sup> Terrace as cut-through routes between SR 933/SW 12<sup>th</sup> Avenue and SW 17<sup>th</sup> Street.

Table 2: Traffic Volume Comparison to Livability Thresholds

Roadway Segment	Roadway Type <sup>(1)</sup>	Peak Daily Volume	Peak Hour Two-Way Volume	Exceeds Livability Threshold? <sup>(2)</sup>	Cut-Through Route? <sup>(3)</sup>
SW 9 <sup>th</sup> Street, East of SW 25 <sup>th</sup> Avenue	Local/res.	1,223	114	Yes	Yes
SW 10 <sup>th</sup> Street, East of SW 25 <sup>th</sup> Avenue	Local/res.	2,001	214	Yes	Yes
SW 11 <sup>th</sup> Street, East of SW 27 <sup>th</sup> Avenue	Local/res.	1,974	167	Yes	No
SW 12 <sup>th</sup> Street, East of SW 27 <sup>th</sup> Avenue	Local/res.	785	72	No	No
SW 13 <sup>th</sup> Street, West of SW 27 <sup>th</sup> Avenue	Local/res.	646	68	No	Yes
SW 14 <sup>th</sup> Street, East of SW 27 <sup>th</sup> Avenue	Local/res.	1,465	146	Yes	Yes
SW 15 <sup>th</sup> Street, East of SW 27 <sup>th</sup> Avenue	Local/res.	850	93	No	Yes
SW 16 <sup>th</sup> Terrace, East of SW 27 <sup>th</sup> Avenue	Local/res.	488	73	No	Yes
SW 17 <sup>th</sup> Street, East of SW 27 <sup>th</sup> Avenue	Local/res.	1,020	103	No	Yes
SW 18 <sup>th</sup> Street, East of SW 27 <sup>th</sup> Avenue	Local/res.	669	71	No	Yes
SW 19 <sup>th</sup> Street, East of SW 27 <sup>th</sup> Avenue	Local/res.	1,570	168	Yes	No
SW 19 <sup>th</sup> Terrace, East of SW 27 <sup>th</sup> Avenue	Local/res.	663	77	No	Yes
SW 20 <sup>th</sup> Street, West of SW 25 <sup>th</sup> Avenue	Local/res.	1,356	134	Yes	Yes
SW 21 <sup>st</sup> Street, East of SW 27 <sup>th</sup> Avenue	Local/res.	922	129	Yes	Yes
SW 21 <sup>st</sup> Terrace, East of SW 27 <sup>th</sup> Avenue	Local/res.	1,372	150	Yes	No
SW 25 <sup>th</sup> Avenue, North of SW 14 <sup>th</sup> Street	Local/res.	772	106	Yes	Yes
SW 25 <sup>th</sup> Avenue, South of SW 17 <sup>th</sup> Street	Local/res.	966	100	No	No
SW 25 <sup>th</sup> Avenue, South of SW 19 <sup>th</sup> Terrace	Local/res.	1,327	150	Yes	Yes
SW 25 <sup>th</sup> Avenue, North of SW 21 <sup>st</sup> Terrace	Local/res.	1,318	128	Yes	Yes
SW 9 <sup>th</sup> Street, East of SW 24 <sup>th</sup> Court	Local/res.	1,175	187	Yes	No
SW 10 <sup>th</sup> Street, East of SW 24 <sup>th</sup> Court	Local/res.	1,524	148	Yes	No
SW 12 <sup>th</sup> Street, West of SW 24 <sup>th</sup> Avenue	Local/res.	722	65	No	No
SW 13 <sup>th</sup> Street, West of SW 24 <sup>th</sup> Avenue	Local/res.	682	82	No	Yes
SW 15 <sup>th</sup> Street, West of SW 24 <sup>th</sup> Avenue	Local/res.	919	112	Yes	No
SW 16 <sup>th</sup> Terrace, West of SW 24 <sup>th</sup> Avenue	Local/res.	257	32	No	Yes
SW 17 <sup>th</sup> Street, West of SW 24 <sup>th</sup> Avenue	Local/res.	682	61	No	No
SW 18 <sup>th</sup> Street, West of SW 24 <sup>th</sup> Avenue	Local/res.	497	56	No	Yes
SW 19 <sup>th</sup> Street, West of SW 24 <sup>th</sup> Avenue	Local/res.	1,151	135	Yes	No
SW 20 <sup>th</sup> Street, East of SW 25 <sup>th</sup> Avenue	Local/res.	1,096	120	Yes	No
SW 21 <sup>st</sup> Terrace, West of SW 24 <sup>th</sup> Avenue	Local/res.	947	145	Yes	No
SW 24 <sup>th</sup> Avenue, South of SW 10 <sup>th</sup> Street	Local/res.	3,262	366	Yes	Yes
SW 24 <sup>th</sup> Avenue, South of SW 12 <sup>th</sup> Street	Local/res.	2,727	273	Yes	No
SW 24 <sup>th</sup> Avenue, South of SW 17 <sup>th</sup> Street	Local/res.	1,742	210	Yes	No
SW 24 <sup>th</sup> Avenue, South of SW 19 <sup>th</sup> Street	Local/res.	1,414	127	Yes	No
SW 9 <sup>th</sup> Street, East of SW 24 <sup>th</sup> Avenue	Local/res.	1,287	115	Yes	No
SW 10 <sup>th</sup> Street, East of SW 24 <sup>th</sup> Avenue	Local/res.	1,514	146	Yes	Yes
SW 11 <sup>th</sup> Street, East of SW 24 <sup>th</sup> Avenue	Local/res.	491	46	No	No
SW 11 <sup>th</sup> Terrace, East of SW 24 <sup>th</sup> Avenue	Local/res.	608	63	No	No
SW 12 <sup>th</sup> Street, East of SW 24 <sup>th</sup> Avenue	Local/res.	744	98	No	No
SW 13 <sup>th</sup> Street, East of SW 24 <sup>th</sup> Avenue	Local/res.	664	66	No	Yes
SW 14 <sup>th</sup> Street, East of SW 24 <sup>th</sup> Avenue	Local/res.	680	73	No	Yes
SW 15 <sup>th</sup> Street, West of 23 <sup>rd</sup> Avenue	Local/res.	793	76	No	No
SW 16 <sup>th</sup> Terrace, East of SW 24 <sup>th</sup> Avenue	Local/res.	486	54	No	No
SW 17 <sup>th</sup> Street, East of SW 24 <sup>th</sup> Avenue	Local/res.	434	44	No	Yes
SW 17 <sup>th</sup> Lane, West of 23 <sup>rd</sup> Avenue	Local/res.	248	22	No	No
SW 18 <sup>th</sup> Street, East of SW 24 <sup>th</sup> Avenue	Local/res.	517	45	No	No
SW 19 <sup>th</sup> Street, East of SW 24 <sup>th</sup> Avenue	Local/res.	1,012	119	Yes	Yes
SW 19 <sup>th</sup> Terrace, East of SW 24 <sup>th</sup> Avenue	Local/res.	474	54	No	Yes
SW 20 <sup>th</sup> Street, East of SW 24 <sup>th</sup> Avenue	Local/res.	550	72	No	Yes
SW 21 <sup>st</sup> Street, East of SW 24 <sup>th</sup> Avenue	Local/res.	905	145	Yes	No

Table 2: Traffic Volume Comparison to Livability Thresholds

Roadway Segment	Roadway Type <sup>(1)</sup>	Peak Daily Volume	Peak Hour Two-Way Volume	Exceeds Livability Threshold? <sup>(2)</sup>	Cut-Through Route? <sup>(3)</sup>
SW 21 <sup>st</sup> Terrace, East of SW 24 <sup>th</sup> Avenue	Local/res.	946	124	Yes	No
SW 23 <sup>rd</sup> Avenue, South of SW 9 <sup>th</sup> Street	Local/res.	1,320	136	Yes	No
SW 23 <sup>rd</sup> Avenue, South of SW 10 <sup>th</sup> Street	Local/res.	756	71	No	No
SW 23 <sup>rd</sup> Avenue, South of SW 14 <sup>th</sup> Street	Local/res.	334	41	No	No
SW 23 <sup>rd</sup> Avenue, South of SW 17 <sup>th</sup> Lane	Local/res.	871	87	No	No
SW 23 <sup>rd</sup> Avenue, South of 21 <sup>st</sup> Street	Local/res.	1,359	-	Yes	No
SW 9 <sup>th</sup> Street, West of SW 22 <sup>nd</sup> Avenue	Local/res.	1,331	123	Yes	No
SW 10 <sup>th</sup> Street, West of SW 22 <sup>nd</sup> Avenue	Local/res.	1,370	140	Yes	No
SW 11 <sup>th</sup> Street, West of SW 22 <sup>nd</sup> Avenue	Local/res.	416	39	No	No
SW 11 <sup>th</sup> Terrace, West of SW 22 <sup>nd</sup> Avenue	Local/res.	710	79	No	No
SW 12 <sup>th</sup> Street, West of SW 22 <sup>nd</sup> Avenue	Local/res.	760	81	No	No
SW 13 <sup>th</sup> Street, West of SW 22 <sup>nd</sup> Avenue	Local/res.	718	75	No	No
SW 14 <sup>th</sup> Street, West of SW 22 <sup>nd</sup> Avenue	Local/res.	565	53	No	Yes
SW 15 <sup>th</sup> Street, West of SW 22 <sup>nd</sup> Avenue	Local/res.	925	82	No	No
SW 16 <sup>th</sup> Terrace, West of SW 22 <sup>nd</sup> Avenue	Local/res.	344	47	No	Yes
SW 17 <sup>th</sup> Street, West of SW 22 <sup>nd</sup> Avenue	Local/res.	621	53	No	No
SW 17 <sup>th</sup> Lane, West of SW 22 <sup>nd</sup> Avenue	Local/res.	72	9	No	Yes
SW 18 <sup>th</sup> Street, West of SW 22 <sup>nd</sup> Avenue	Local/res.	569	53	No	No
SW 19 <sup>th</sup> Terrace, West of SW 22 <sup>nd</sup> Avenue	Local/res.	361	45	No	No
SW 20 <sup>th</sup> Street, West of SW 22 <sup>nd</sup> Avenue	Local/res.	565	78	No	Yes
SW 21 <sup>st</sup> Street, West of SW 22 <sup>nd</sup> Avenue	Local/res.	985	156	Yes	No
SW 21 <sup>st</sup> Terrace, East of 23 <sup>rd</sup> Avenue	Local/res.	1,113	-	Yes	No
SW 21 <sup>st</sup> Ave, South of SW 9 <sup>th</sup> Street	Local/res.	447	68	No	No
SW 10 <sup>th</sup> Street, East of SW 22 <sup>nd</sup> Avenue	Local/res.	1,509	175	Yes	No
SW 11 <sup>th</sup> Street, East of SW 22 <sup>nd</sup> Avenue	Local/res.	419	67	No	No
SW 11 <sup>th</sup> Terrace, East of SW 22 <sup>nd</sup> Avenue	Local/res.	187	24	No	No
SW 12 <sup>th</sup> Street, East of SW 22 <sup>nd</sup> Avenue	Local/res.	1,187	143	Yes	No
SW 13 <sup>th</sup> Street, East of SW 22 <sup>nd</sup> Avenue	Local/res.	715	79	No	No
SW 14 <sup>th</sup> Terrace, East of SW 22 <sup>nd</sup> Avenue	Local/res.	805	79	No	Yes
SW 15 <sup>th</sup> Street, East of SW 22 <sup>nd</sup> Avenue	Local/res.	287	31	No	Yes
SW 16 <sup>th</sup> Street, East of SW 22 <sup>nd</sup> Avenue	Local Coll.	5,819	588	Yes	No
SW 16 <sup>th</sup> Terrace, East of SW 22 <sup>nd</sup> Avenue	Local/res.	425	37	No	No
SW 17 <sup>th</sup> Street, East of SW 22 <sup>nd</sup> Avenue	Local/res.	1,171	192	Yes	No
SW 16 <sup>th</sup> Street East of SW 19 <sup>th</sup> Avenue	Local Coll.	4,819	519	Yes	No
SW 19 <sup>th</sup> Street, East of SW 22 <sup>nd</sup> Avenue	Local/res.	1,780	190	Yes	No
SW 19 <sup>th</sup> Terrace, East of SW 22 <sup>nd</sup> Avenue	Local/res.	412	54	No	No
SW 20 <sup>th</sup> Street, East of SW 22 <sup>nd</sup> Avenue	Local/res.	553	62	No	No
SW 21 <sup>st</sup> Street, East of SW 22 <sup>nd</sup> Avenue	Local/res.	1,163	229	Yes	No
SW 21 <sup>st</sup> Terrace, East of SW 22 <sup>nd</sup> Avenue	Local/res.	1,486	179	Yes	No
SW 9 <sup>th</sup> Street, West of 20 <sup>th</sup> Avenue	Local/res.	918	93	No	No
SW 21 <sup>st</sup> Avenue, South of SW 12 <sup>th</sup> Street	Local/res.	923	173	Yes	No
SW 21 <sup>st</sup> Avenue, South of SW 14 <sup>th</sup> Terrace	Local/res.	1,021	186	Yes	No
SW 21 <sup>st</sup> Avenue, South of SW 21 <sup>st</sup> Street	Local/res.	1,081	108	Yes	No
SW 9 <sup>th</sup> Street, West of SW 19 <sup>th</sup> Avenue	Local/res.	1,134	93	Yes	No
SW 10 <sup>th</sup> Street, West of SW 19 <sup>th</sup> Avenue	Local/res.	1,585	233	Yes	No
SW 12 <sup>th</sup> Street, West of SW 19 <sup>th</sup> Avenue	Local/res.	794	113	Yes	No
SW 13 <sup>th</sup> Street, West of SW 19 <sup>th</sup> Avenue	Local/res.	642	72	No	No
SW 14 <sup>th</sup> Terrace, West of SW 19 <sup>th</sup> Avenue	Local/res.	723	83	No	No
SW 16 <sup>th</sup> Street, West of SW 19 <sup>th</sup> Avenue	Local Coll.	6,490	661	Yes	No
SW 16 <sup>th</sup> Terrace, West of 19 <sup>th</sup> Avenue	Local/res.	606	73	No	No

Table 2: Traffic Volume Comparison to Livability Thresholds

Roadway Segment	Roadway Type <sup>(1)</sup>	Peak Daily Volume	Peak Hour Two-Way Volume	Exceeds Livability Threshold? <sup>(2)</sup>	Cut-Through Route? <sup>(3)</sup>
SW 17 <sup>th</sup> Terrace, West of SW 19 <sup>th</sup> Avenue	Local/res.	260	48	No	Yes
SW 18 <sup>th</sup> Street, West of SW 19 <sup>th</sup> Avenue	Local/res.	501	115	Yes	No
SW 19 <sup>th</sup> Street, West of SW 19 <sup>th</sup> Avenue	Local/res.	1,120	165	Yes	No
SW 20 <sup>th</sup> Street, West of SW 19 <sup>th</sup> Avenue	Local/res.	423	72	No	No
SW 21 <sup>st</sup> Street, West of SW 19 <sup>th</sup> Avenue	Local/res.	1,330	233	Yes	No
SW 21 <sup>st</sup> Terrace, West of SW 19 <sup>th</sup> Avenue	Local/res.	994	142	Yes	Yes
SW 19 <sup>th</sup> Avenue, South of SW 11 <sup>th</sup> Terrace	Local/res.	1,688	175	Yes	No
SW 19 <sup>th</sup> Avenue, South of SW 16 <sup>th</sup> Street	Local/res.	1,132	164	Yes	No
SW 19 <sup>th</sup> Avenue, South of SW 17 <sup>th</sup> Terrace	Local/res.	1,084	162	Yes	No
SW 9 <sup>th</sup> Street, East of SW 19 <sup>th</sup> Avenue	Local/res.	1,017	80	No	No
SW 10 <sup>th</sup> Street, East of SW 19 <sup>th</sup> Avenue	Local/res.	662	89	No	Yes
SW 11 <sup>th</sup> Terrace, East of SW 19 <sup>th</sup> Avenue	Local/res.	375	35	No	No
SW 13 <sup>th</sup> Street, East of 19 <sup>th</sup> Avenue	Local/res.	614	72	No	No
SW 14 <sup>th</sup> Street, East of SW 19 <sup>th</sup> Avenue	Local/res.	228	25	No	Yes
SW 15 <sup>th</sup> Street, East of SW 19 <sup>th</sup> Avenue	Local/res.	268	28	No	No
SW 16 <sup>th</sup> Terrace, East of SW 19 <sup>th</sup> Avenue	Local/res.	597	70	No	Yes
SW 17 <sup>th</sup> Street, East of SW 19 <sup>th</sup> Avenue	Local/res.	647	72	No	Yes
SW 17 <sup>th</sup> Terrace, East of SW 19 <sup>th</sup> Avenue	Local/res.	264	29	No	Yes
SW 18 <sup>th</sup> Street, East of SW 19 <sup>th</sup> Avenue	Local/res.	366	68	No	No
SW 19 <sup>th</sup> Street, East of SW 19 <sup>th</sup> Avenue	Local/res.	2,198	321	Yes	No
SW 20 <sup>th</sup> Street, East of SW 19 <sup>th</sup> Avenue	Local/res.	109	20	No	No
SW 21 <sup>st</sup> Street, East of SW 19 <sup>th</sup> Avenue	Local/res.	1,343	232	Yes	No
SW 21 <sup>st</sup> Terrace, East of SW 19 <sup>th</sup> Avenue	Local/res.	976	110	Yes	No
SW 18 <sup>th</sup> Avenue, South of SW 10 <sup>th</sup> Street	Local/res.	1,202	135	Yes	Yes
SW 18 <sup>th</sup> Avenue, South of SW 16 <sup>th</sup> Terrace	Local/res.	601	63	No	No
SW 9 <sup>th</sup> Street, West of SW 17 <sup>th</sup> Avenue	Local/res.	1,148	80	Yes	Yes
SW 10 <sup>th</sup> Street, West of SW 17 <sup>th</sup> Avenue	Local/res.	533	99	No	No
SW 11 <sup>th</sup> Street, West of SW 17 <sup>th</sup> Avenue	Local/res.	1,222	193	Yes	No
SW 11 <sup>th</sup> Terrace, West of SW 17 <sup>th</sup> Avenue	Local/res.	459	43	No	No
SW 12 <sup>th</sup> Street, West of SW 17 <sup>th</sup> Avenue	Local/res.	857	99	No	No
SW 13 <sup>th</sup> Street, West of SW 17 <sup>th</sup> Avenue	Local/res.	718	75	No	No
SW 14 <sup>th</sup> Street, West of SW 17 <sup>th</sup> Avenue	Local/res.	173	16	No	Yes
SW 14 <sup>th</sup> Terrace, West of SW 17 <sup>th</sup> Avenue	Local/res.	488	70	No	No
SW 15 <sup>th</sup> Street, West of SW 17 <sup>th</sup> Avenue	Local/res.	422	45	No	No
SW 16 <sup>th</sup> Street, West of SW 17 <sup>th</sup> Avenue	Local Coll.	4,882	534	Yes	No
SW 16 <sup>th</sup> Terrace, West of SW 17 <sup>th</sup> Avenue	Local/res.	571	59	No	No
SW 17 <sup>th</sup> Street, West of SW 17 <sup>th</sup> Avenue	Local/res.	844	99	No	Yes
SW 18 <sup>th</sup> Street, West of SW 17 <sup>th</sup> Avenue	Local/res.	695	89	No	Yes
SW 19 <sup>th</sup> Street, West of SW 17 <sup>th</sup> Avenue	Local/res.	2,375	330	Yes	No
SW 21 <sup>st</sup> Street, West of SW 17 <sup>th</sup> Avenue	Local/res.	1,600	256	Yes	No
SW 21 <sup>st</sup> Terrace, West of SW 17 <sup>th</sup> Avenue	Local/res.	1,131	122	Yes	No
SW 9 <sup>th</sup> Street, East of SW 17 <sup>th</sup> Avenue	Local/res.	1,661	143	Yes	No
SW 10 <sup>th</sup> Street, East of SW 17 <sup>th</sup> Avenue	Local/res.	402	35	No	Yes
SW 11 <sup>th</sup> Street, East of SW 17 <sup>th</sup> Avenue	Local/res.	2,426	303	Yes	No
SW 11 <sup>th</sup> Terrace, East of SW 17 <sup>th</sup> Avenue	Local/res.	618	58	No	No
SW 12 <sup>th</sup> Street, East of SW 17 <sup>th</sup> Avenue	Local/res.	840	89	No	No
SW 13 <sup>th</sup> Street, East of SW 17 <sup>th</sup> Avenue	Local/res.	1,689	226	Yes	No
SW 14 <sup>th</sup> Street, East of SW 17 <sup>th</sup> Avenue	Local/res.	711	69	No	No
SW 14 <sup>th</sup> Terrace, East of SW 17 <sup>th</sup> Avenue	Local/res.	417	46	No	Yes
SW 15 <sup>th</sup> Street, East of SW 17 <sup>th</sup> Avenue	Local/res.	513	58	No	No

Table 2: Traffic Volume Comparison to Livability Thresholds

Roadway Segment	Roadway Type <sup>(1)</sup>	Peak Daily Volume	Peak Hour Two-Way Volume	Exceeds Livability Threshold? <sup>(2)</sup>	Cut-Through Route? <sup>(3)</sup>
SW 16 <sup>th</sup> Street, East of SW 17 <sup>th</sup> Avenue	Local/res.	1,825	206	Yes	No
SW 17 <sup>th</sup> Street, East of SW 17 <sup>th</sup> Avenue	Local/res.	706	91	No	No
SW 17 <sup>th</sup> Terrace, East of SW 17 <sup>th</sup> Avenue	Local/res.	720	103	No	No
SW 18 <sup>th</sup> Street, East of SW 17 <sup>th</sup> Avenue	Local/res.	1,025	150	Yes	No
SW 19 <sup>th</sup> Terrace, East of SW 17 <sup>th</sup> Avenue	Local/res.	1,223	152	Yes	No
SW 16 <sup>th</sup> Terrace, East of SW 17 <sup>th</sup> Avenue	Local/res.	621	104	No	No
SW 20 <sup>th</sup> Street, East of SW 17 <sup>th</sup> Avenue	Local/res.	1,176	188	Yes	No
SW 21 <sup>st</sup> Street, East of SW 17 <sup>th</sup> Avenue	Local/res.	1,767	183	Yes	Yes
SW 16 <sup>th</sup> Avenue, South of SW 14 <sup>th</sup> Terrace	Local/res.	1,141	111	Yes	No
SW 16 <sup>th</sup> Avenue, South of SW 15 <sup>th</sup> Street	Local/res.	1,042	119	Yes	No
SW 16 <sup>th</sup> Avenue, North of 17 <sup>th</sup> Terrace	Local/res.	1,087	-	Yes	No
SW 19 <sup>th</sup> Avenue, South of SW 11 <sup>th</sup> Terrace	Local/res.	1,545	189	Yes	Yes
SW 16 <sup>th</sup> Avenue, South of SW 21 <sup>st</sup> Street	Local/res.	2,386	219	Yes	No
SW 12 <sup>th</sup> Street, West of SW 14 <sup>th</sup> Avenue	Local/res.	874	91	No	No
SW 13 <sup>th</sup> Street, West of SW 14 <sup>th</sup> Avenue	Local/res.	1,636	185	Yes	No
SW 14 <sup>th</sup> Street, West of SW 14 <sup>th</sup> Avenue	Local/res.	391	38	No	No
SW 14 <sup>th</sup> Terrace, West of SW 14 <sup>th</sup> Avenue	Local/res.	414	48	No	No
SW 15 <sup>th</sup> Street, West of SW 14 <sup>th</sup> Avenue	Local/res.	435	48	No	No
SW 17 <sup>th</sup> Street, East of 16 <sup>th</sup> Avenue	Local/res.	613	76	No	Yes
SW 17 <sup>th</sup> Terrace, West of SW 14 <sup>th</sup> Avenue	Local/res.	602	84	No	Yes
SW 18 <sup>th</sup> Street, West of SW 14 <sup>th</sup> Avenue	Local/res.	699	118	Yes	No
SW 19 <sup>th</sup> Street, West of SW 14 <sup>th</sup> Avenue	Local/res.	1,679	221	Yes	No
SW 19 <sup>th</sup> Terrace, West of SW 14 <sup>th</sup> Avenue	Local/res.	375	81	No	No
SW 20 <sup>th</sup> Street, West of SW 14 <sup>th</sup> Avenue	Local/res.	1,275	247	Yes	No
SW 21 <sup>st</sup> Street, West of SW 14 <sup>th</sup> Avenue	Local/res.	799	115	Yes	No
SW 14 <sup>th</sup> Avenue, South of SW 10 <sup>th</sup> Street	Local/res.	2,331	224	Yes	Yes
SW 14 <sup>th</sup> Avenue, South of SW 12 <sup>th</sup> Street	Local/res.	899	103	No	No
SW 11 <sup>th</sup> Street, East of 13 <sup>th</sup> Court	Local/res.	1,439	178	Yes	No
SW 14 <sup>th</sup> Avenue, South of SW 16 <sup>th</sup> Street	Local/res.	1,018	123	Yes	Yes
SW 14 <sup>th</sup> Avenue, South of SW 17 <sup>th</sup> Terrace	Local/res.	947	142	Yes	No
SW 10 <sup>th</sup> Street, West of SW 13 <sup>th</sup> Avenue	Local/res.	1,538	132	Yes	Yes
SW 12 <sup>th</sup> Street, West of SW 13 <sup>th</sup> Avenue	Local/res.	949	107	Yes	Yes
SW 13 <sup>th</sup> Street, West of SW 13 <sup>th</sup> Court	Local/res.	2,278	298	Yes	No
SW 14 <sup>th</sup> Street, West of SW 13 <sup>th</sup> Avenue	Local/res.	405	46	No	No
SW 15 <sup>th</sup> Street, West of SW 13 <sup>th</sup> Avenue	Local/res.	359	56	No	No
SW 16 <sup>th</sup> Street, West of SW 13 <sup>th</sup> Avenue	Local/res.	1,471	180	Yes	Yes
SW 17 <sup>th</sup> Terrace, West of SW 13 <sup>th</sup> Avenue	Local/res.	527	79	No	No
SW 18 <sup>th</sup> Street, West of SW 13 <sup>th</sup> Avenue	Local/res.	998	161	Yes	No
SW 20 <sup>th</sup> Street, West of SW 13 <sup>th</sup> Court	Local/res.	1,170	243	Yes	No
SW 13 <sup>th</sup> Avenue, South of SW 10 <sup>th</sup> Street	Local/res.	1,843	165	Yes	No
SW 13 <sup>th</sup> Avenue, South of SW 14 <sup>th</sup> Street	Local/res.	2,515	294	Yes	No
SW 13 <sup>th</sup> Avenue, South of SW 17 <sup>th</sup> Street	Local/res.	2,538	273	Yes	No
SW 13 <sup>th</sup> Avenue, South of SW 21 <sup>st</sup> Street	Local/res.	4,230	406	Yes	No
SW 10 <sup>th</sup> Street, West of SW 12 <sup>th</sup> Avenue	Local/res.	2,117	207	Yes	Yes
SW 13 <sup>th</sup> Street, West of SW 12 <sup>th</sup> Avenue	Local/res.	1,732	209	Yes	No
SW 12 <sup>th</sup> Street, West of SW 12 <sup>th</sup> Avenue	Local/res.	1,024	115	Yes	Yes
SW 13 <sup>th</sup> Street, West of SW 12 <sup>th</sup> Avenue	Local/res.	2,159	271	Yes	No
SW 14 <sup>th</sup> Street, West of SW 12 <sup>th</sup> Avenue	Local/res.	339	43	No	Yes
SW 16 <sup>th</sup> Street, West of SW 12 <sup>th</sup> Avenue	Local/res.	1,106	140	Yes	Yes
SW 17 <sup>th</sup> Street, West of SW 12 <sup>th</sup> Avenue	Local/res.	596	73	No	No

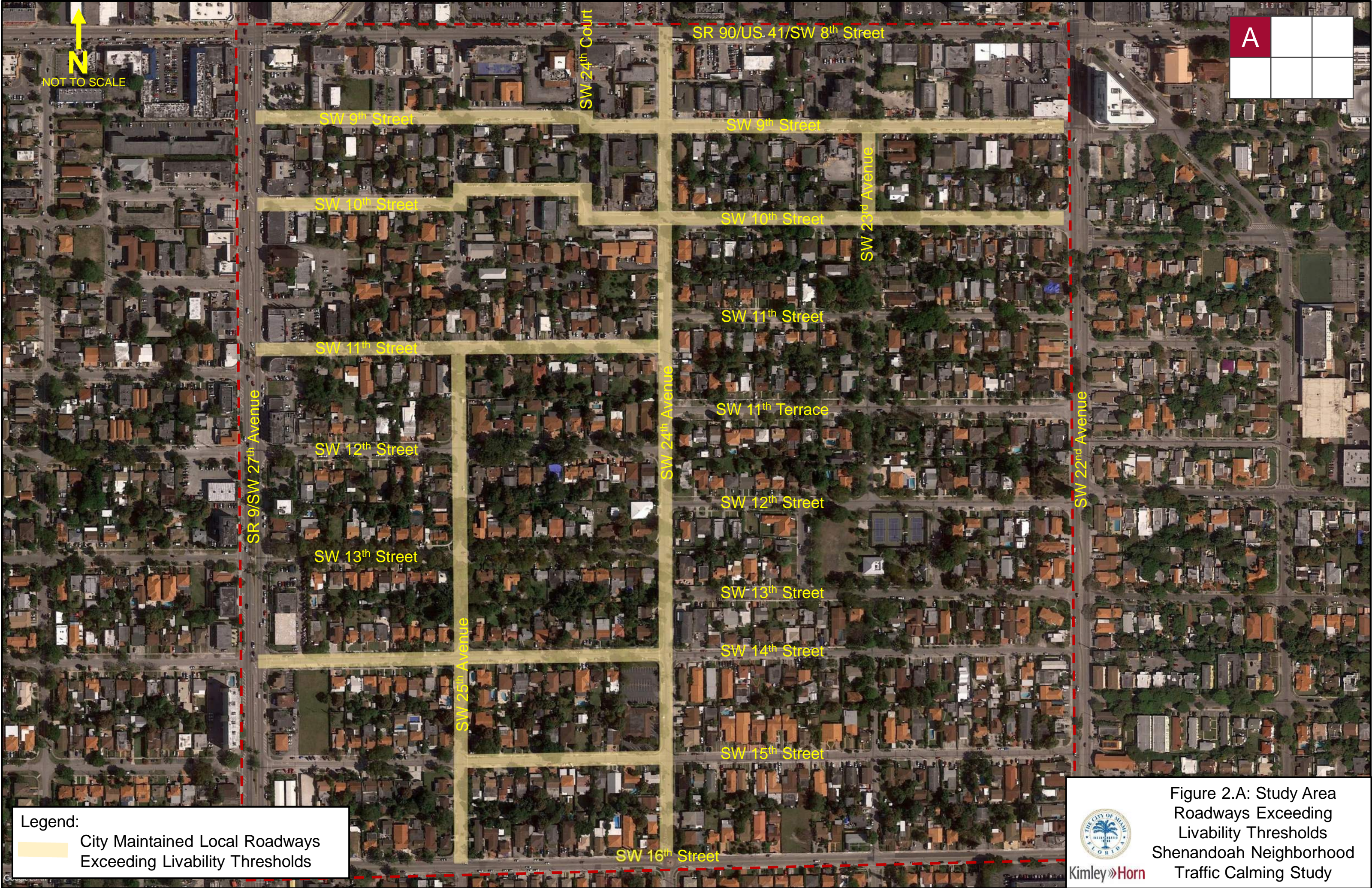
Table 2: Traffic Volume Comparison to Livability Thresholds

Roadway Segment	Roadway Type <sup>(1)</sup>	Peak Daily Volume	Peak Hour Two-Way Volume	Exceeds Livability Threshold? <sup>(2)</sup>	Cut-Through Route? <sup>(3)</sup>
SW 17 <sup>th</sup> Terrace, West of SW 12 <sup>th</sup> Avenue	Local/res.	538	69	No	No
SW 18 <sup>th</sup> Street, West of SW 12 <sup>th</sup> Avenue	Local/res.	1,052	144	Yes	Yes
SW 19 <sup>th</sup> Street, West of SW 12 <sup>th</sup> Avenue	Local/res.	982	144	Yes	Yes
SW 20 <sup>th</sup> Street, West of SW 12 <sup>th</sup> Avenue	Local/res.	1,814	345	Yes	Yes
SW 21 <sup>st</sup> Terrace, West of SW 12 <sup>th</sup> Avenue	Local/res.	556	72	No	Yes


- Note:
- <sup>(1)</sup> Local/Res. indicates local/residential roadways with volume threshold of 105/1,050 peak hour/daily trips, local coll. indicates local collector roadways with volume threshold of 210/2,100 peak hour/daily trips.
  - <sup>(2)</sup> Daily volume thresholds established by the *Miami-Dade Neighborhood Traffic Management Program*.
  - <sup>(3)</sup> Cut-Through traffic thresholds are established by the Miami-Dade County *Traffic Flow Modification(s)/Street Closure(s) Procedure*, 2009.
  - <sup>(4)</sup> Daily volume and speed data gathered from Shenandoah Neighborhood Speed Reduction Study. Peak hour volumes *were not available*.



NOT TO SCALE



Legend:

 City Maintained Local Roadways Exceeding Livability Thresholds




Kimley»Horn

Figure 2.A: Study Area Roadways Exceeding Livability Thresholds Shenandoah Neighborhood Traffic Calming Study






NOT TO SCALE



Legend:

 City Maintained Local Roadways Exceeding Livability Thresholds





Kimley»Horn

Figure 2.B: Study Area Roadways Exceeding Livability Thresholds Shenandoah Neighborhood Traffic Calming Study



NOT TO SCALE

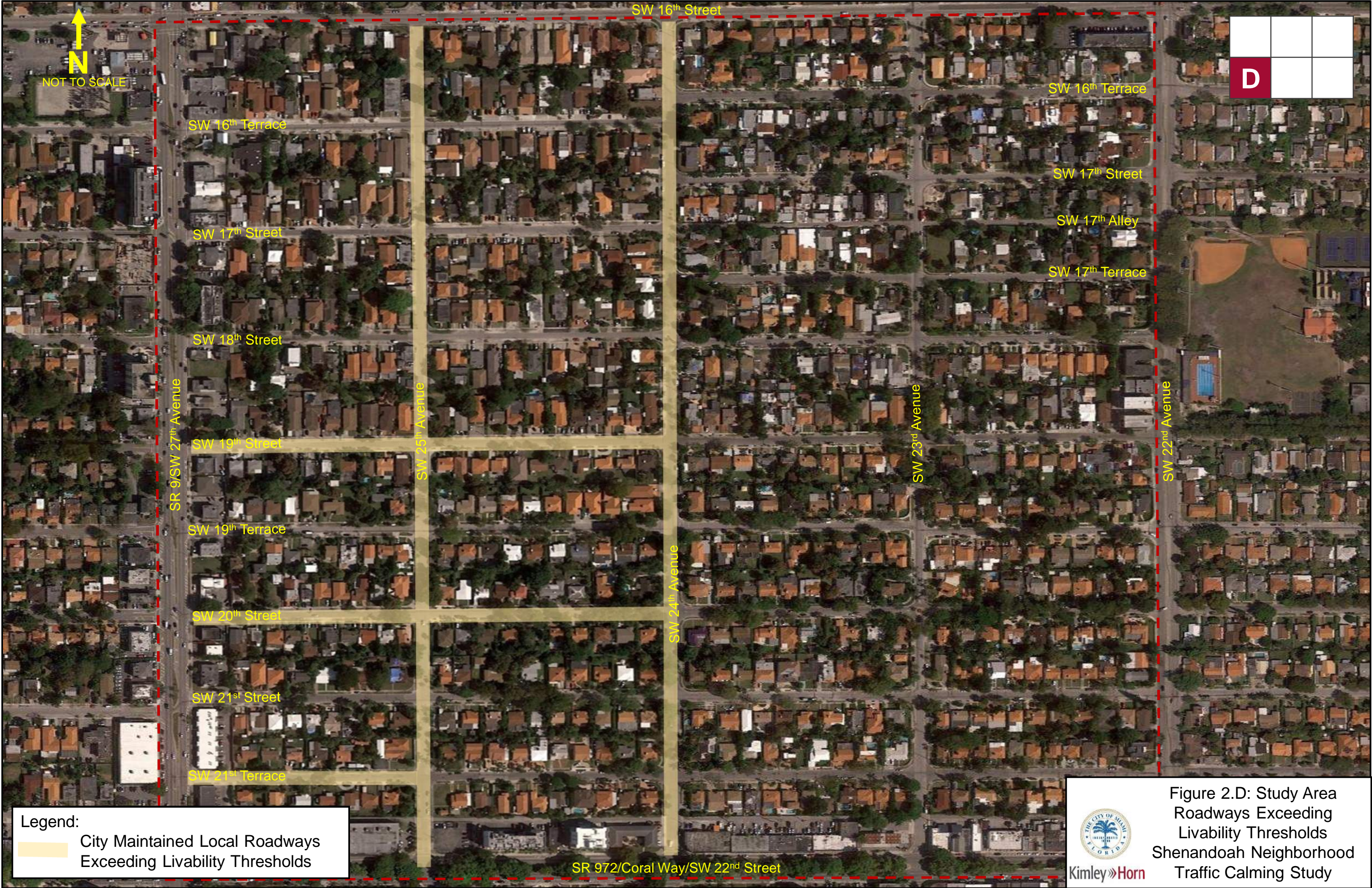


**Legend:**  
 City Maintained Local Roadways Exceeding Livability Thresholds




Kimley»Horn


Figure 2.C Study Area Roadways Exceeding Livability Thresholds Shenandoah Neighborhood Traffic Calming Study



↑  
N  
NOT TO SCALE

D		

**Legend:**  
 City Maintained Local Roadways Exceeding Livability Thresholds

  
 Kimley»Horn  
 Figure 2.D: Study Area Roadways Exceeding Livability Thresholds Shenandoah Neighborhood Traffic Calming Study

SW 16<sup>th</sup> Street

SW 16<sup>th</sup> Terrace

SW 17<sup>th</sup> Street

SW 17<sup>th</sup> Alley

SW 17<sup>th</sup> Terrace

SW 18<sup>th</sup> Street

SR 9/SW 27<sup>th</sup> Avenue

SW 19<sup>th</sup> Street

SW 19<sup>th</sup> Terrace

SW 20<sup>th</sup> Street

SW 21<sup>st</sup> Street

SW 21<sup>st</sup> Terrace

SW 25<sup>th</sup> Avenue

SW 24<sup>th</sup> Avenue

SW 23<sup>rd</sup> Avenue


SW 22<sup>nd</sup> Avenue

SR 972/Coral Way/SW 22<sup>nd</sup> Street



↑  
N  
NOT TO SCALE

	E	

**Legend:**  
 City Maintained Local Roadways Exceeding Livability Thresholds






Figure 2.E: Study Area Roadways Exceeding Livability Thresholds  
 Shenandoah Neighborhood Traffic Calming Study

SW 16<sup>th</sup> Street

SW 16<sup>th</sup> Terrace

SW 17<sup>th</sup> Street

SW 17<sup>th</sup> Lane

SW 17<sup>th</sup> Terrace

SW 18<sup>th</sup> Street

SW 19<sup>th</sup> Street

SW 19<sup>th</sup> Terrace

SW 20<sup>th</sup> Street

SW 21<sup>st</sup> Street

SW 21<sup>st</sup> Terrace

SR 972/Coral Way/SW 22<sup>nd</sup> Street

SW 22<sup>nd</sup> Avenue

SW 21<sup>st</sup> Avenue

SW 19<sup>th</sup> Avenue

SW 18<sup>th</sup> Court

SW 18<sup>th</sup> Avenue

SW 17<sup>th</sup> Court


SW 18<sup>th</sup> Avenue

SW 17<sup>th</sup> Avenue

SW 18<sup>th</sup> Avenue



NOT TO SCALE



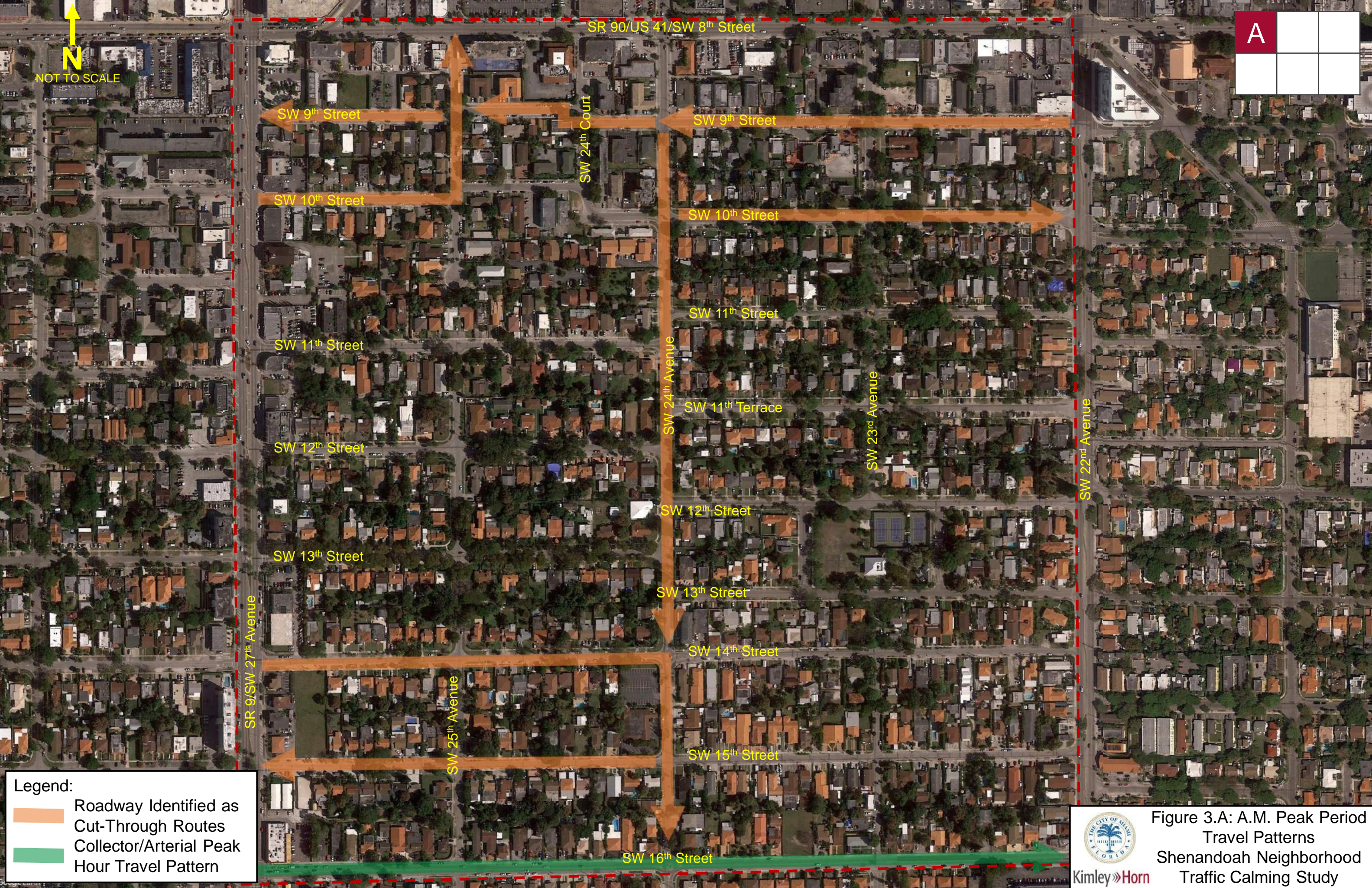

**Legend:**

 City Maintained Local Roadways Exceeding Livability Thresholds





Kimley»Horn

Figure 2.F: Study Area Roadways Exceeding Livability Thresholds Shenandoah Neighborhood Traffic Calming Study



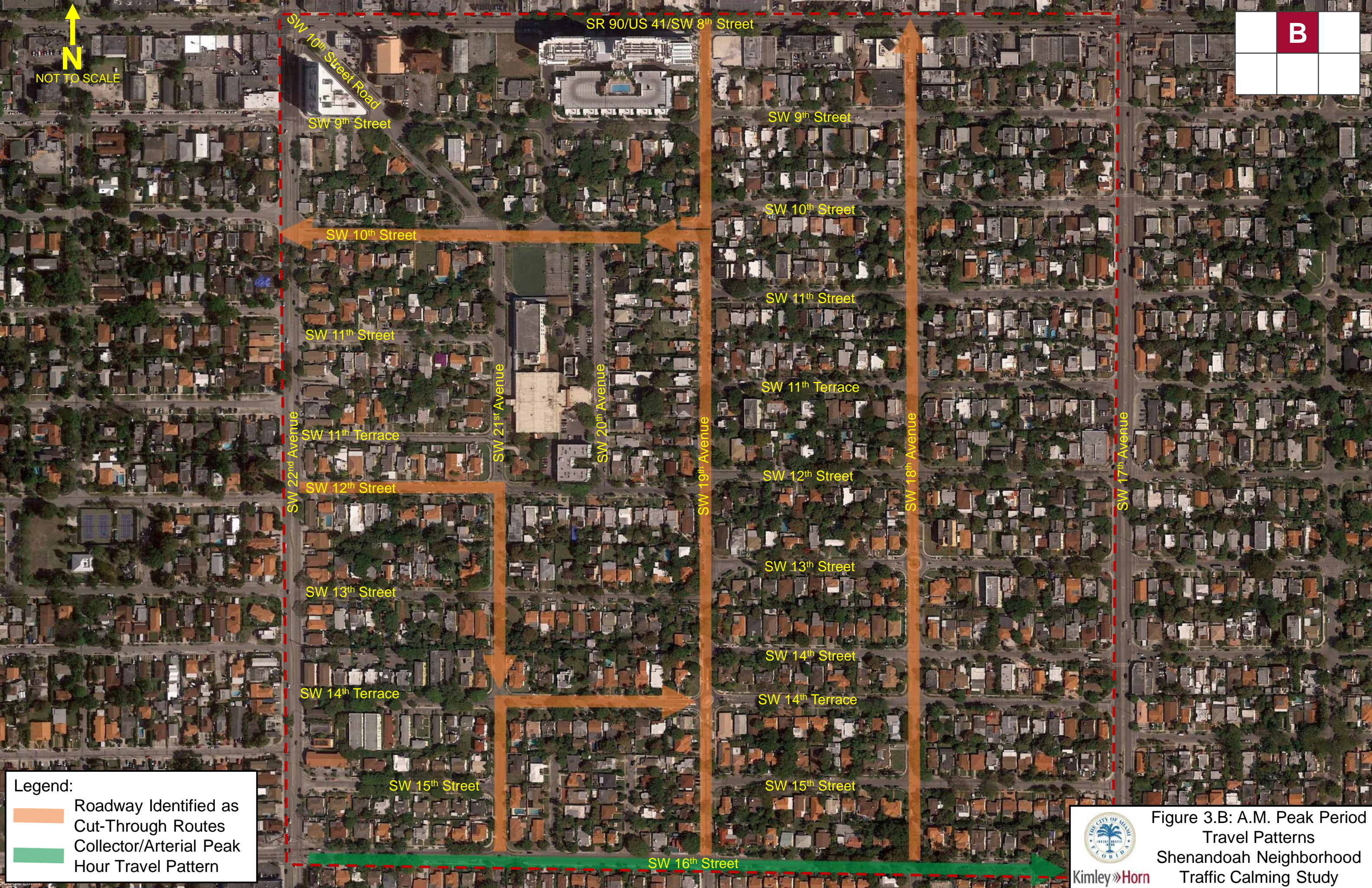
Legend:

-  Roadway Identified as Cut-Through Routes
-  Collector/Arterial Peak Hour Travel Pattern

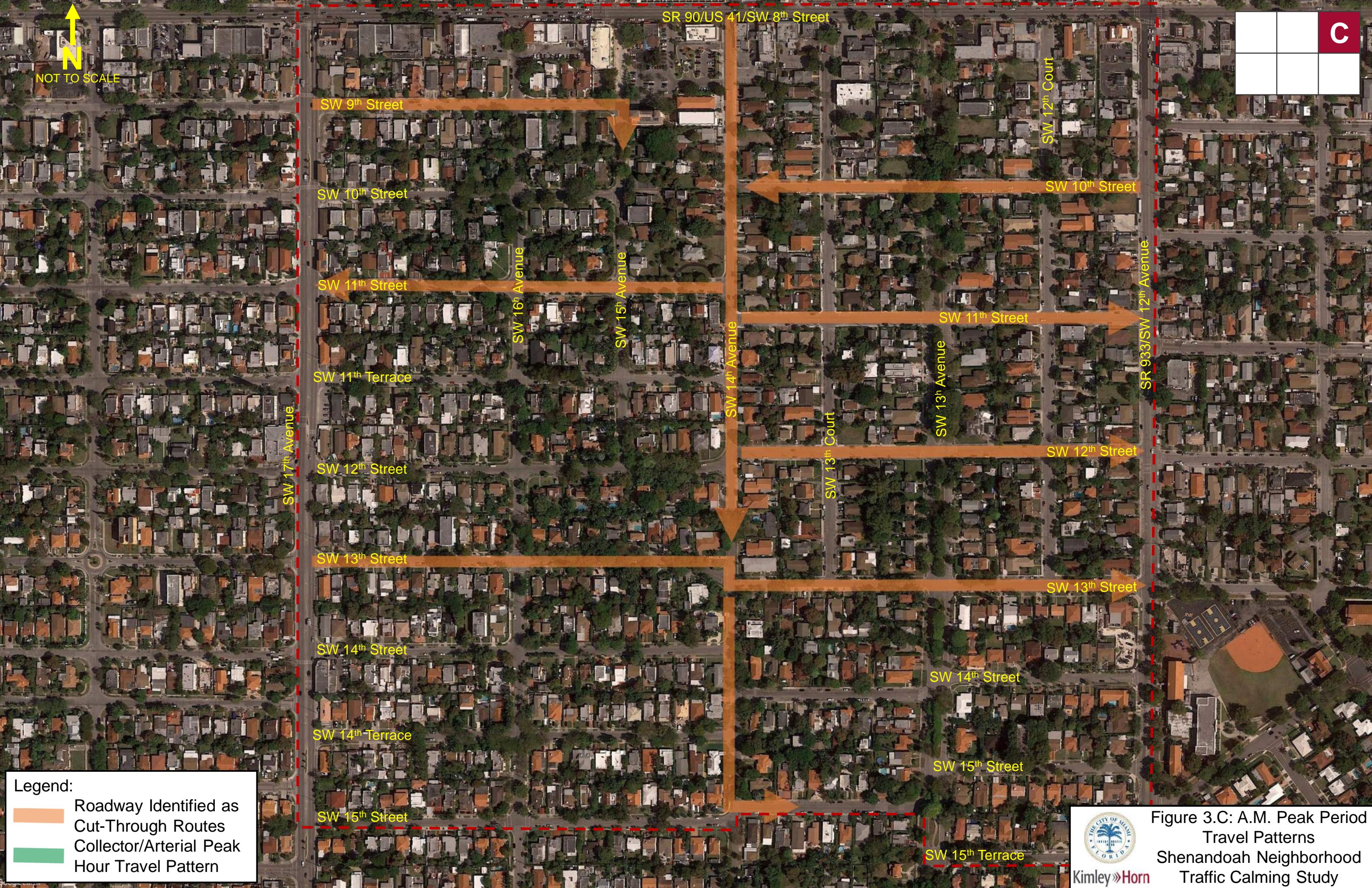



Kimley»Horn



Figure 3.A: A.M. Peak Period Travel Patterns  
Shenandoah Neighborhood  
Traffic Calming Study



Legend:  
Roadway Identified as Cut-Through Routes  
Collector/Arterial Peak Hour Travel Pattern



**Legend:**

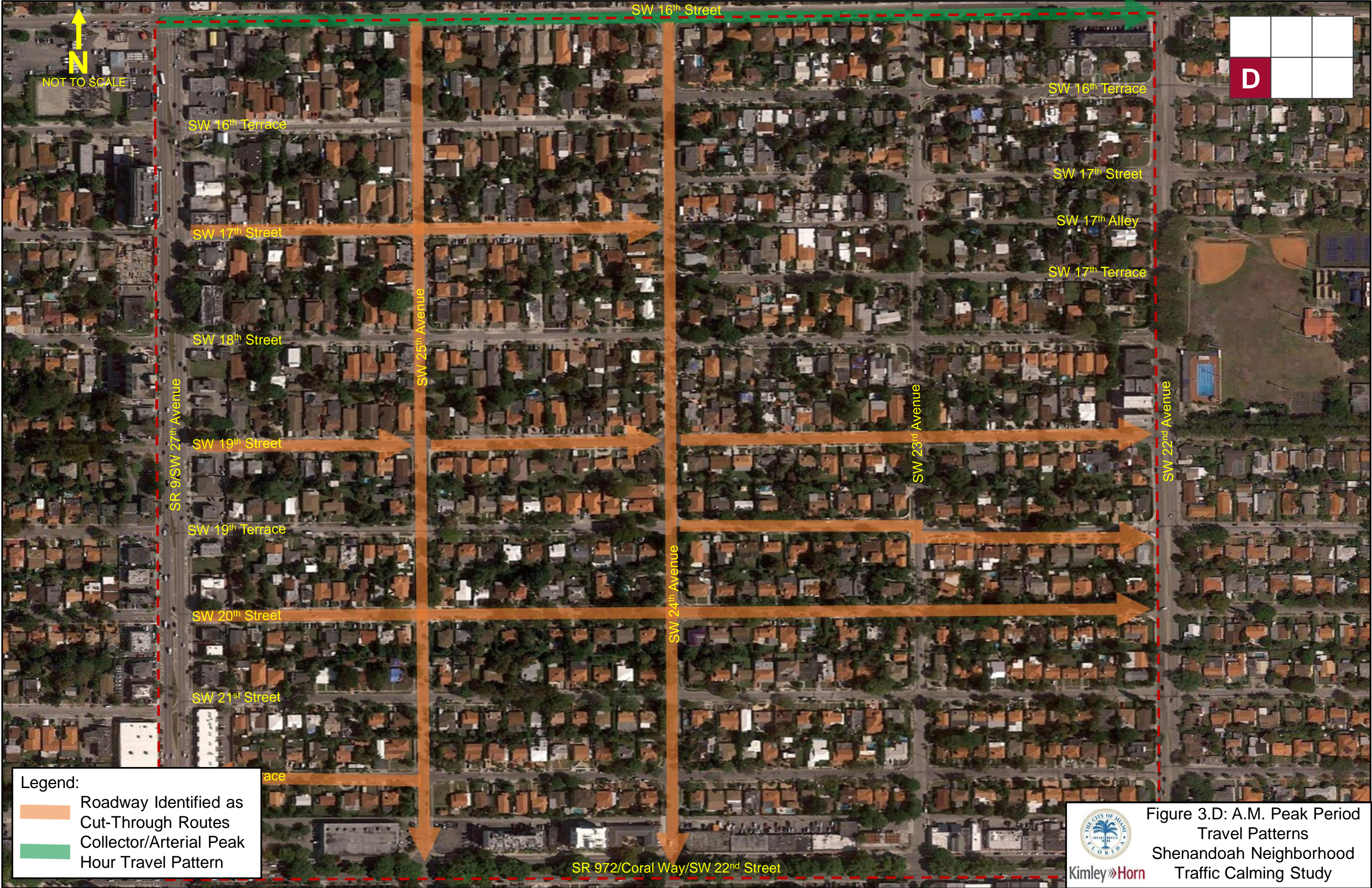
-  Roadway Identified as Cut-Through Routes
-  Collector/Arterial Peak Hour Travel Pattern



Kimley»Horn

Figure 3.C: A.M. Peak Period Travel Patterns  
Shenandoah Neighborhood  
Traffic Calming Study







↑  
N  
NOT TO SCALE

D		

Legend:

- Roadway Identified as Cut-Through Routes
- Collector/Arterial Peak Hour Travel Pattern


 Figure 3.D: A.M. Peak Period Travel Patterns  
 Shenandoah Neighborhood Traffic Calming Study  


SW 16<sup>th</sup> Street

SW 16<sup>th</sup> Terrace

SW 17<sup>th</sup> Street

SW 17<sup>th</sup> Alley

SW 17<sup>th</sup> Terrace

SW 18<sup>th</sup> Street

SR 9/SW 27<sup>th</sup> Avenue

SW 19<sup>th</sup> Street

SW 19<sup>th</sup> Terrace

SW 20<sup>th</sup> Street

SW 21<sup>st</sup> Street

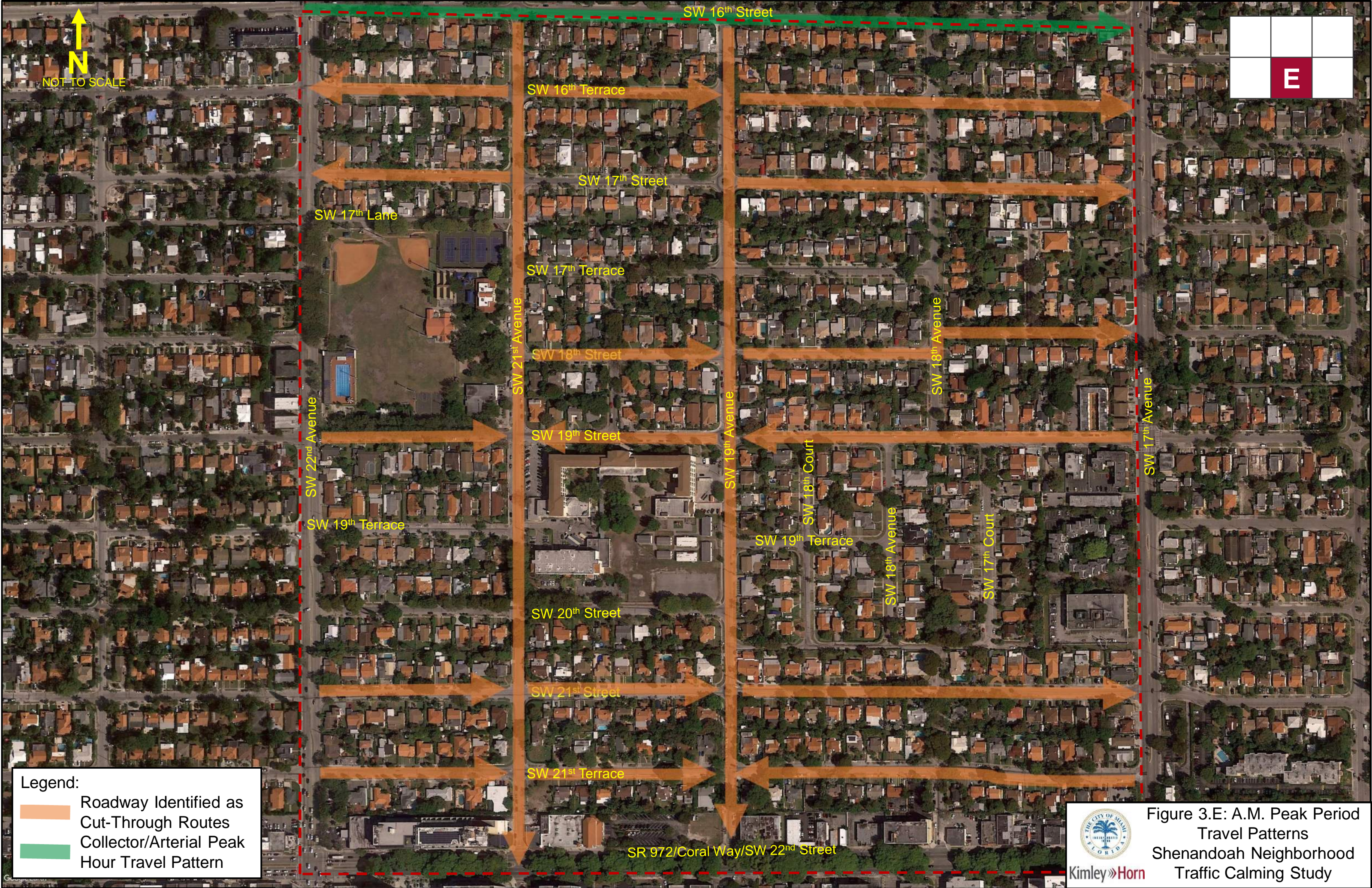
SW 25<sup>th</sup> Avenue

SW 24<sup>th</sup> Avenue

SW 23<sup>rd</sup> Avenue

SW 22<sup>nd</sup> Avenue



SR 972/Coral Way/SW 22<sup>nd</sup> Street



↑  
N  
NOT TO SCALE

	E	

Legend:  
 Roadway Identified as Cut-Through Routes  
 Collector/Arterial Peak Hour Travel Pattern


**Figure 3.E: A.M. Peak Period Travel Patterns**  
 Shenandoah Neighborhood  
 Traffic Calming Study  


SW 16<sup>th</sup> Street

SW 16<sup>th</sup> Terrace

SW 17<sup>th</sup> Street

SW 17<sup>th</sup> Lane

SW 17<sup>th</sup> Terrace

SW 18<sup>th</sup> Street

SW 18<sup>th</sup> Avenue

SW 19<sup>th</sup> Street

SW 18<sup>th</sup> Court

SW 19<sup>th</sup> Terrace

SW 19<sup>th</sup> Terrace

SW 18<sup>th</sup> Avenue

SW 17<sup>th</sup> Court

SW 20<sup>th</sup> Street

SW 21<sup>st</sup> Street

SW 21<sup>st</sup> Terrace

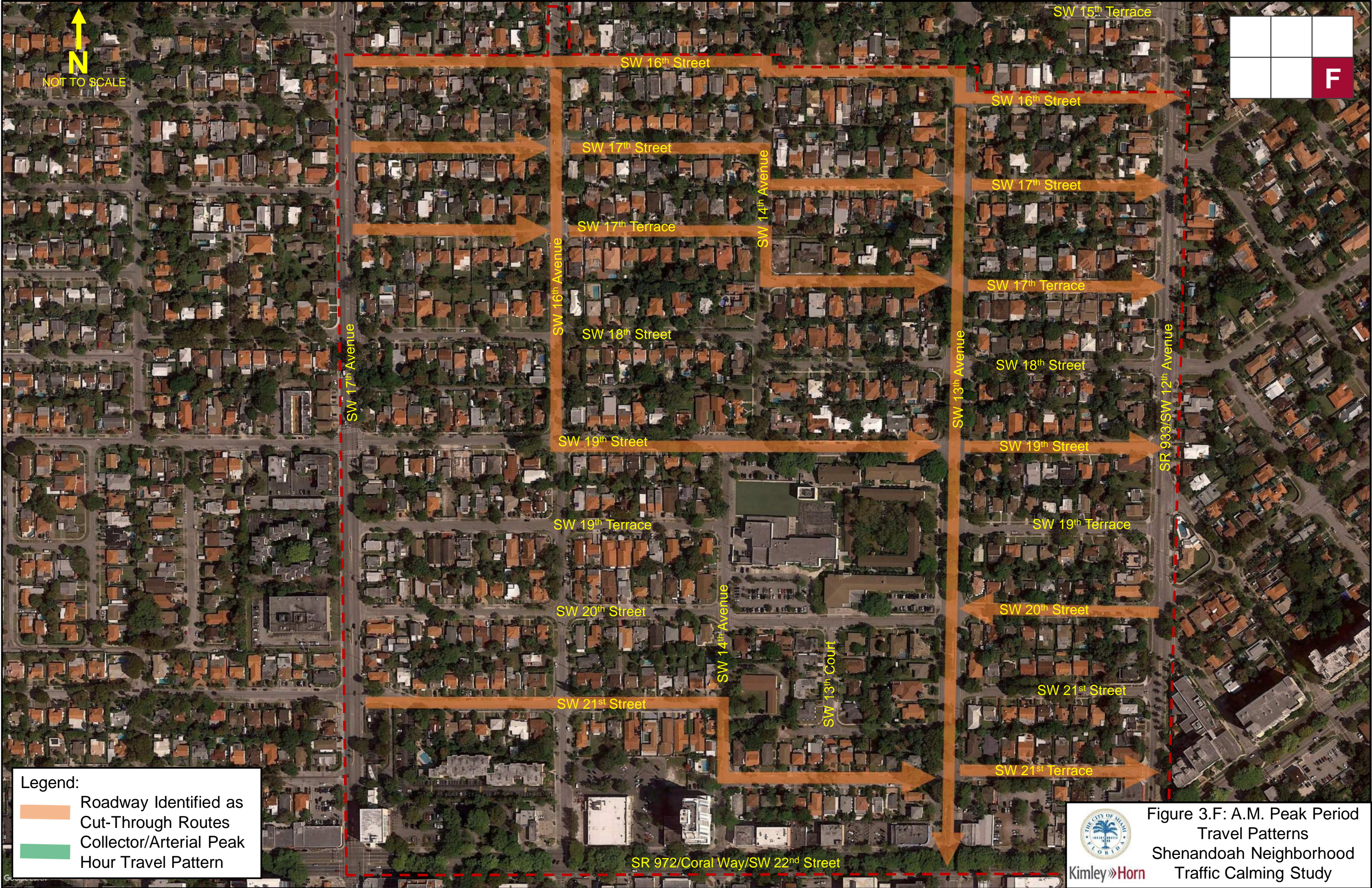

SR 972/Coral Way/SW 22<sup>nd</sup> Street

SW 22<sup>nd</sup> Avenue



SW 21<sup>st</sup> Avenue

SW 19<sup>th</sup> Avenue

SW 17<sup>th</sup> Avenue



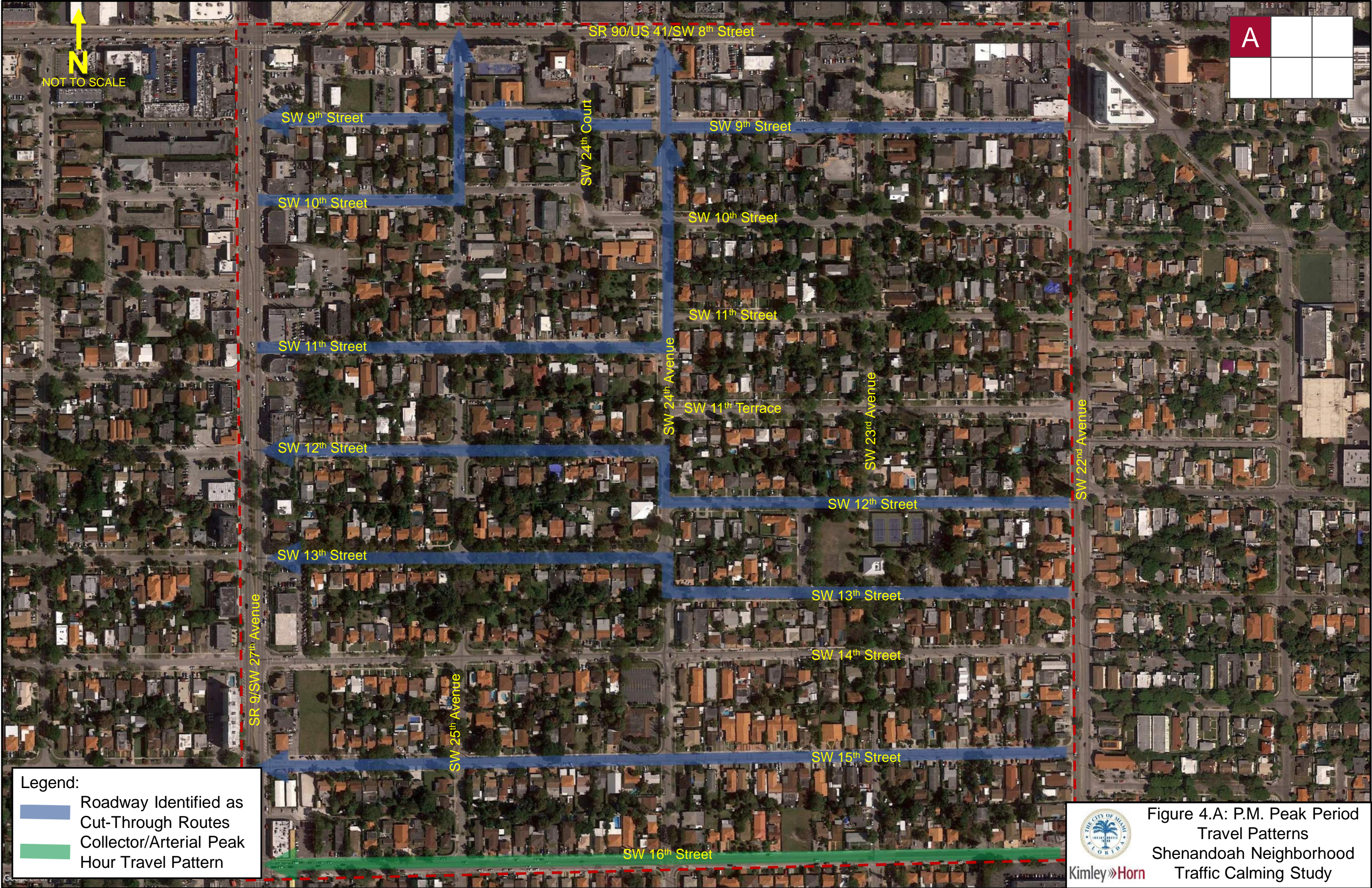

**Legend:**

-  Roadway Identified as Cut-Through Routes
-  Collector/Arterial Peak Hour Travel Pattern





Kimley»Horn

Figure 3.F: A.M. Peak Period Travel Patterns  
Shenandoah Neighborhood  
Traffic Calming Study



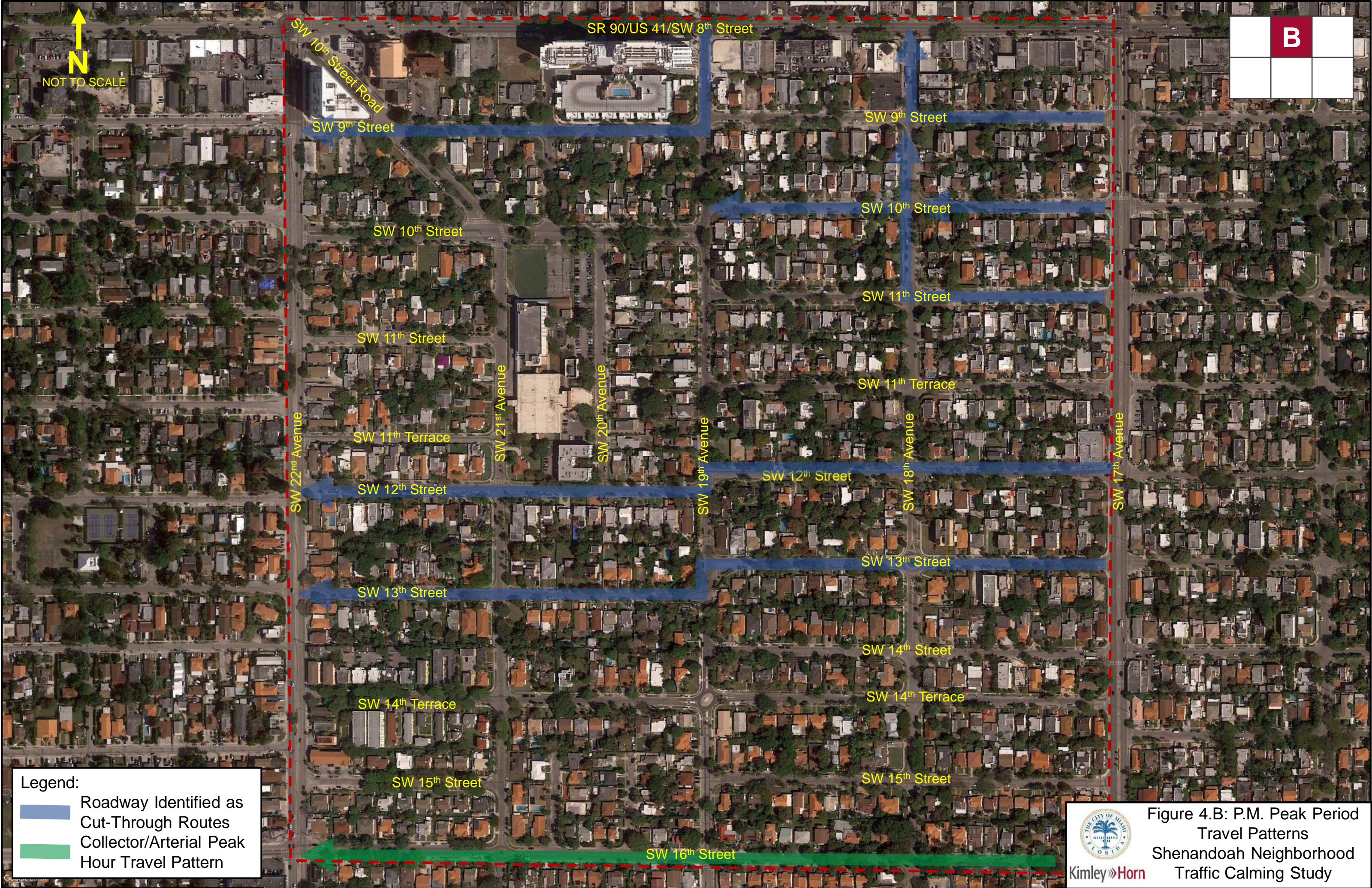

Legend:

-  Roadway Identified as Cut-Through Routes
-  Collector/Arterial Peak Hour Travel Pattern





Kimley»Horn

Figure 4.A: P.M. Peak Period Travel Patterns  
Shenandoah Neighborhood  
Traffic Calming Study



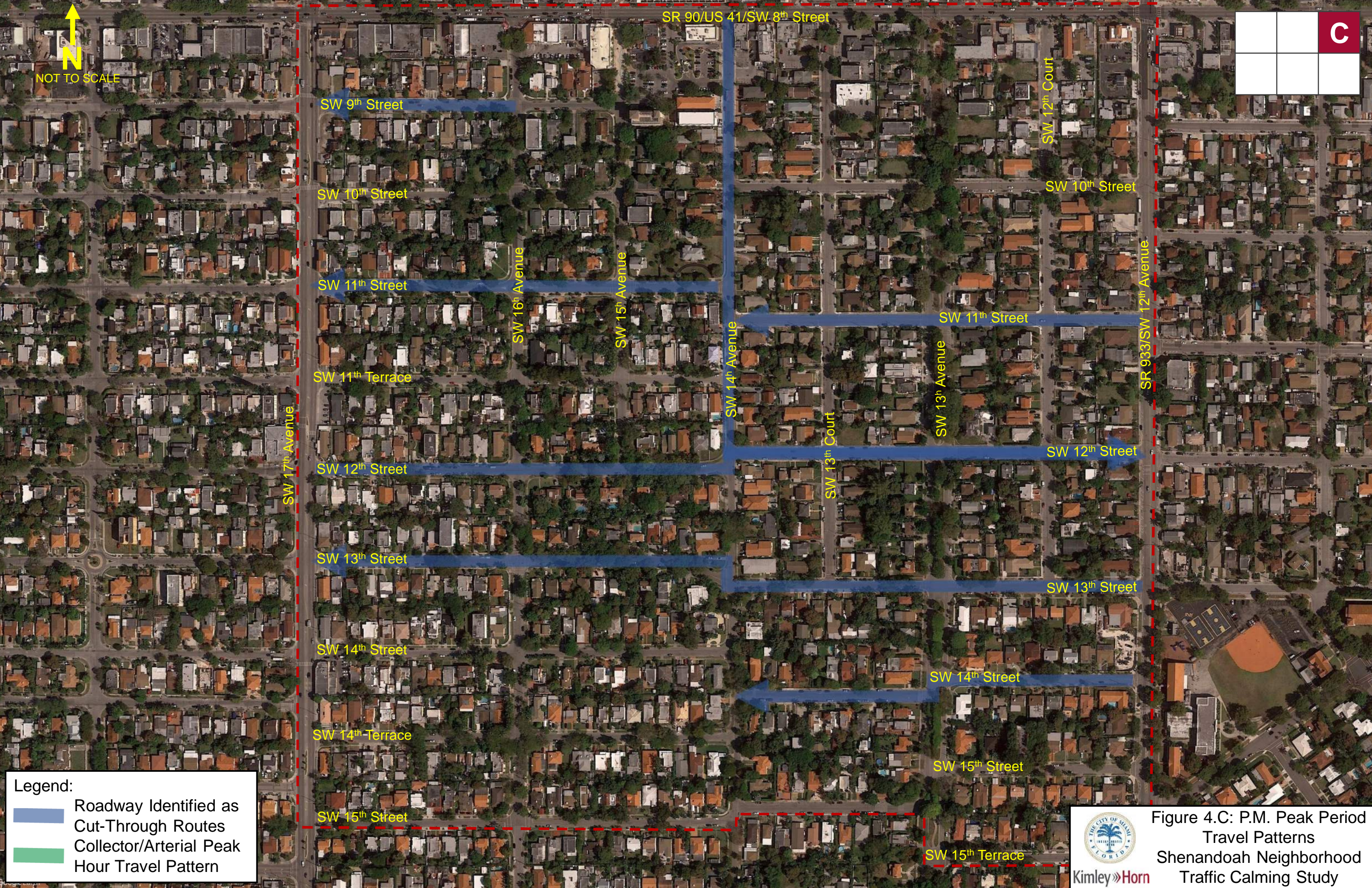

Legend:

-  Roadway Identified as Cut-Through Routes
-  Collector/Arterial Peak Hour Travel Pattern



Kimley Horn

Figure 4.B: P.M. Peak Period Travel Patterns  
Shenandoah Neighborhood  
Traffic Calming Study

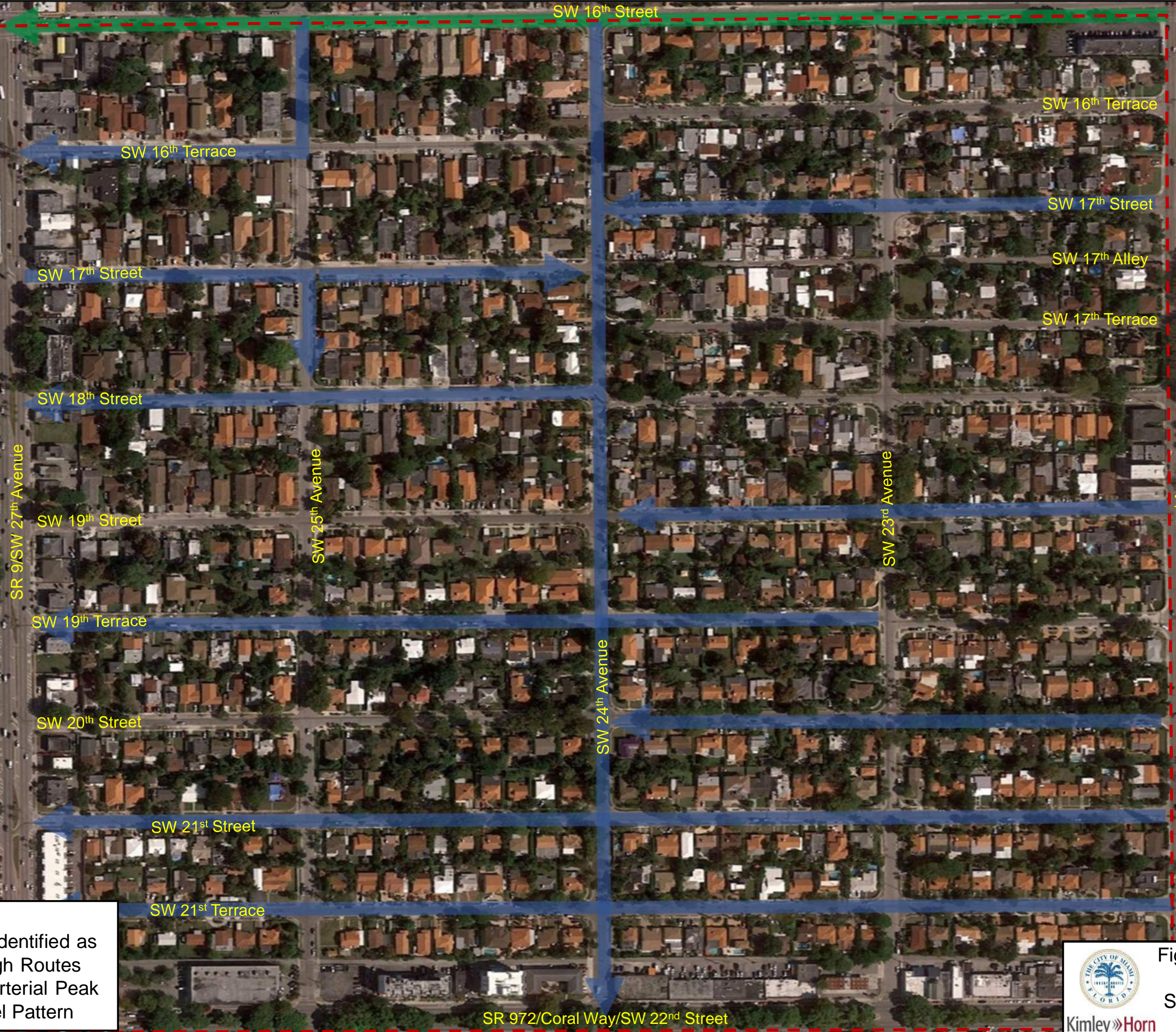



Legend:  
[Blue line] Roadway Identified as Cut-Through Routes  
[Green line] Collector/Arterial Peak Hour Travel Pattern





Kimley»Horn

Figure 4.C: P.M. Peak Period Travel Patterns  
Shenandoah Neighborhood  
Traffic Calming Study



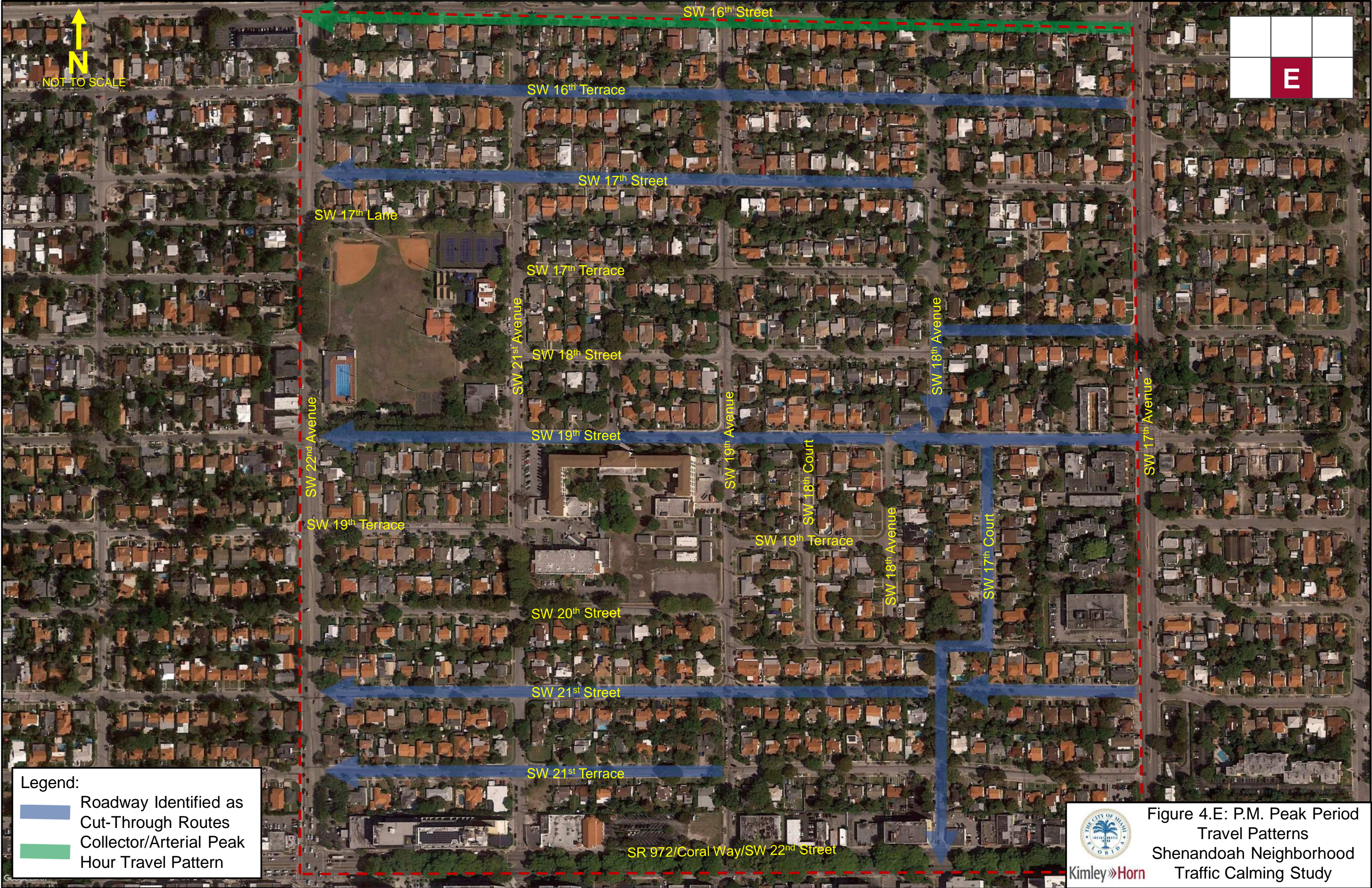
Legend:

-  Roadway Identified as Cut-Through Routes
-  Collector/Arterial Peak Hour Travel Pattern



Kimley»Horn

Figure 4.D: P.M. Peak Period Travel Patterns  
Shenandoah Neighborhood  
Traffic Calming Study



↑  
N  
NOT TO SCALE

E

**Legend:**

- Roadway Identified as Cut-Through Routes
- Collector/Arterial Peak Hour Travel Pattern

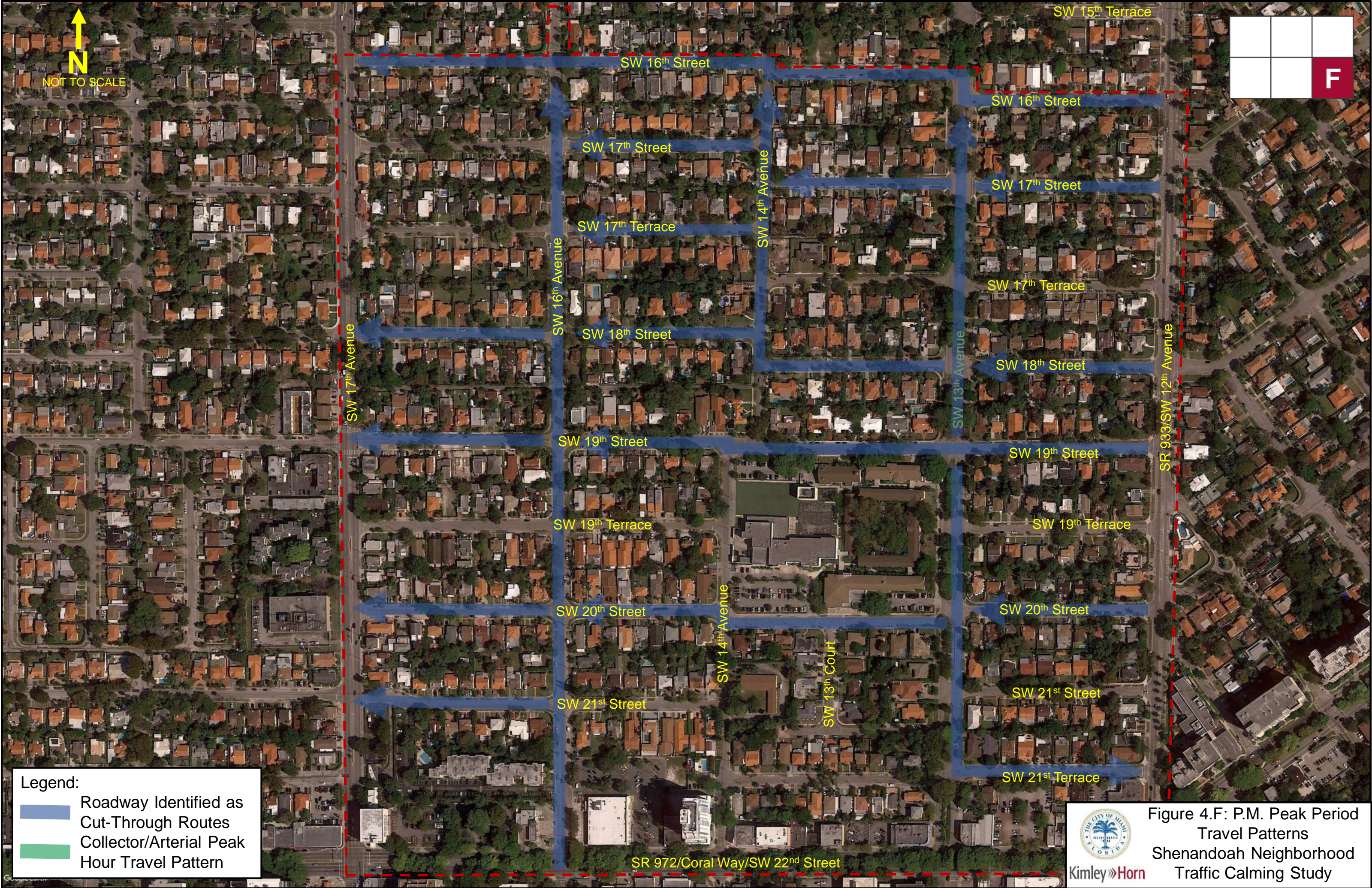



Figure 4.E: P.M. Peak Period Travel Patterns  
Shenandoah Neighborhood  
Traffic Calming Study

Kimley»Horn

SR 972/Coral Way/SW 22<sup>nd</sup> Street





Legend:  
Blue Arrow: Roadway Identified as Cut-Through Routes  
Green Arrow: Collector/Arterial Peak Hour Travel Pattern



Kimley Horn

Figure 4.F: P.M. Peak Period Travel Patterns  
Shenandoah Neighborhood  
Traffic Calming Study

## Speed Analysis

The purpose of collecting speed data is to determine the magnitude of vehicle speeds within the neighborhood. Speed measurements were collected/gathered at the 208 locations where traffic volume data was collected/gathered. The 85<sup>th</sup> percentile speed is often used as a measure of the upper limit of “reasonable” speeds for the prevailing conditions. The 85<sup>th</sup> percentile speed is the speed at which 85 percent (85%) of the vehicles are traveling at or below. Miami-Dade County’s *Traffic Flow Modification(s)/Street Closure(s) Procedure*, 2009, indicates that a speeding concern can be verified when the 85<sup>th</sup> percentile speed is 5 mph greater than the posted speed limit. The 85<sup>th</sup> percentile speed and average speed within the neighborhood are summarized in Table 3.

An evaluation of the 85<sup>th</sup> percentile speeds demonstrates that some motorists travel faster than the posted speed limit. Figures 5A, 5B, 5C, 5D, 5E, and 5F present a summary of the 85<sup>th</sup> percentile speeds within the neighborhood. Additionally, motorists at the following locations travel more than five (5) mph over the posted speed limit:

- SW 16<sup>th</sup> Street, east of SW 17<sup>th</sup> Avenue
- SW 16<sup>th</sup> Terrace, west of SW 24<sup>th</sup> Avenue
- SW 21<sup>st</sup> Street, east of SW 19<sup>th</sup> Avenue
- SW 21<sup>st</sup> Terrace, east of SW 21<sup>st</sup> Avenue and west of SW 19<sup>th</sup> Avenue

Detailed speed data is contained in Appendix B.



Typical Neighborhood Street  
(Southbound SW 24<sup>th</sup> Avenue north of SW 11<sup>th</sup> Street)

Table 3: Summary of Speed Measurements (mph)		
Roadway Segment	Posted Speed Limit	85 <sup>th</sup> Percentile Speed
SW 9 <sup>th</sup> Street, East of SW 25 <sup>th</sup> Avenue	30	25
SW 10 <sup>th</sup> Street, East of SW 25 <sup>th</sup> Avenue	30	27
SW 11 <sup>th</sup> Street, East of SW 27 <sup>th</sup> Avenue	30	30
SW 12 <sup>th</sup> Street, East of SW 27 <sup>th</sup> Avenue	30	29
SW 13 <sup>th</sup> Street, West of SW 27 <sup>th</sup> Avenue	30	29
SW 14 <sup>th</sup> Street, East of SW 27 <sup>th</sup> Avenue	30	31
SW 15 <sup>th</sup> Street, East of SW 27 <sup>th</sup> Avenue	30	32
SW 16 <sup>th</sup> Terrace, East of SW 27 <sup>th</sup> Avenue	30	28
SW 17 <sup>th</sup> Street, East of SW 27 <sup>th</sup> Avenue	30	29
SW 18 <sup>th</sup> Street, East of SW 27 <sup>th</sup> Avenue	30	26
SW 19 <sup>th</sup> Street, East of SW 27 <sup>th</sup> Avenue	30	28
SW 19 <sup>th</sup> Terrace, East of SW 27 <sup>th</sup> Avenue	30	27
SW 20 <sup>th</sup> Street, West of SW 25 <sup>th</sup> Avenue	30	31
SW 21 <sup>st</sup> Street, East of SW 27 <sup>th</sup> Avenue	30	31
SW 21 <sup>st</sup> Terrace, East of SW 27 <sup>th</sup> Avenue	30	33
SW 25 <sup>th</sup> Avenue, North of SW 14 <sup>th</sup> Street	30	29
SW 25 <sup>th</sup> Avenue, South of SW 17 <sup>th</sup> Street	30	28
SW 25 <sup>th</sup> Avenue, South of SW 19 <sup>th</sup> Terrace	30	25
SW 25 <sup>th</sup> Avenue, North of SW 21 <sup>st</sup> Terrace	30	29
SW 9 <sup>th</sup> Street, East of SW 24 <sup>th</sup> Court	30	24
SW 10 <sup>th</sup> Street, East of SW 24 <sup>th</sup> Court	30	25
SW 12 <sup>th</sup> Street, West of SW 24 <sup>th</sup> Avenue	30	29
SW 13 <sup>th</sup> Street, West of SW 24 <sup>th</sup> Avenue	30	30
SW 15 <sup>th</sup> Street, West of SW 24 <sup>th</sup> Avenue	30	28
SW 16 <sup>th</sup> Terrace, West of SW 24 <sup>th</sup> Avenue	30	37
SW 17 <sup>th</sup> Street, West of SW 24 <sup>th</sup> Avenue	30	28
SW 18 <sup>th</sup> Street, West of SW 24 <sup>th</sup> Avenue	30	28
SW 19 <sup>th</sup> Street, West of SW 24 <sup>th</sup> Avenue	30	28
SW 20 <sup>th</sup> Street, East of SW 25 <sup>th</sup> Avenue	30	32
SW 21 <sup>st</sup> Terrace, West of SW 24 <sup>th</sup> Avenue	30	31
SW 24 <sup>th</sup> Avenue, South of SW 10 <sup>th</sup> Street	30	28
SW 24 <sup>th</sup> Avenue, South of SW 12 <sup>th</sup> Street	30	23
SW 24 <sup>th</sup> Avenue, South of SW 17 <sup>th</sup> Street	30	30
SW 24 <sup>th</sup> Avenue, South of SW 19 <sup>th</sup> Street	30	25
SW 9 <sup>th</sup> Street, East of SW 24 <sup>th</sup> Avenue	30	28
SW 10 <sup>th</sup> Street, East of SW 24 <sup>th</sup> Avenue	30	30
SW 11 <sup>th</sup> Street, East of SW 24 <sup>th</sup> Avenue	30	30
SW 11 <sup>th</sup> Terrace, East of SW 24 <sup>th</sup> Avenue	30	30
SW 12 <sup>th</sup> Street, East of SW 24 <sup>th</sup> Avenue	30	30
SW 13 <sup>th</sup> Street, East of SW 24 <sup>th</sup> Avenue	30	26
SW 14 <sup>th</sup> Street, East of SW 24 <sup>th</sup> Avenue	30	27
SW 15 <sup>th</sup> Street, West of 23 <sup>rd</sup> Avenue	30	28
SW 16 <sup>th</sup> Terrace, East of SW 24 <sup>th</sup> Avenue	30	30
SW 17 <sup>th</sup> Street, East of SW 24 <sup>th</sup> Avenue	30	26
SW 17 <sup>th</sup> Lane, West of 23 <sup>rd</sup> Avenue	30	27
SW 18 <sup>th</sup> Street, East of SW 24 <sup>th</sup> Avenue	30	26
SW 19 <sup>th</sup> Street, East of SW 24 <sup>th</sup> Avenue	30	30
SW 19 <sup>th</sup> Terrace, East of SW 24 <sup>th</sup> Avenue	30	29
SW 20 <sup>th</sup> Street, East of SW 24 <sup>th</sup> Avenue	30	30
SW 21 <sup>st</sup> Street, East of SW 24 <sup>th</sup> Avenue	30	32
SW 21 <sup>st</sup> Terrace, East of SW 24 <sup>th</sup> Avenue	30	29
SW 23 <sup>rd</sup> Avenue, South of SW 9 <sup>th</sup> Street	30	25

Table 3: Summary of Speed Measurements (mph)		
Roadway Segment	Posted Speed Limit	85 <sup>th</sup> Percentile Speed
SW 23 <sup>rd</sup> Avenue, South of SW 10 <sup>th</sup> Street	30	24
SW 23 <sup>rd</sup> Avenue, South of SW 14 <sup>th</sup> Street	30	24
SW 23 <sup>rd</sup> Avenue, South of SW 17 <sup>th</sup> Lane	30	26
SW 23 <sup>rd</sup> Avenue, South of 21 <sup>st</sup> Street	30	28
SW 9 <sup>th</sup> Street, West of SW 22 <sup>nd</sup> Avenue	30	32
SW 10 <sup>th</sup> Street, West of SW 22 <sup>nd</sup> Avenue	30	31
SW 11 <sup>th</sup> Street, West of SW 22 <sup>nd</sup> Avenue	30	28
SW 11 <sup>th</sup> Terrace, West of SW 22 <sup>nd</sup> Avenue	30	33
SW 12 <sup>th</sup> Street, West of SW 22 <sup>nd</sup> Avenue	30	28
SW 13 <sup>th</sup> Street, West of SW 22 <sup>nd</sup> Avenue	30	30
SW 14 <sup>th</sup> Street, West of SW 22 <sup>nd</sup> Avenue	30	26
SW 15 <sup>th</sup> Street, West of SW 22 <sup>nd</sup> Avenue	30	28
SW 16 <sup>th</sup> Terrace, West of SW 22 <sup>nd</sup> Avenue	30	33
SW 17 <sup>th</sup> Street, West of SW 22 <sup>nd</sup> Avenue	30	29
SW 17 <sup>th</sup> Lane, West of SW 22 <sup>nd</sup> Avenue	30	21
SW 18 <sup>th</sup> Street, West of SW 22 <sup>nd</sup> Avenue	30	28
SW 19 <sup>th</sup> Terrace, West of SW 22 <sup>nd</sup> Avenue	30	29
SW 20 <sup>th</sup> Street, West of SW 22 <sup>nd</sup> Avenue	30	27
SW 21 <sup>st</sup> Street, West of SW 22 <sup>nd</sup> Avenue	30	31
SW 21 <sup>st</sup> Terrace, East of 23 <sup>rd</sup> Avenue	30	30
SW 21 <sup>st</sup> Ave, South of SW 9 <sup>th</sup> Street	30	30
SW 10 <sup>th</sup> Street, East of SW 22 <sup>nd</sup> Avenue	30	33
SW 11 <sup>th</sup> Street, East of SW 22 <sup>nd</sup> Avenue	30	27
SW 11 <sup>th</sup> Terrace, East of SW 22 <sup>nd</sup> Avenue	30	25
SW 12 <sup>th</sup> Street, East of SW 22 <sup>nd</sup> Avenue	30	28
SW 13 <sup>th</sup> Street, East of SW 22 <sup>nd</sup> Avenue	30	30
SW 14 <sup>th</sup> Terrace, East of SW 22 <sup>nd</sup> Avenue	30	28
SW 15 <sup>th</sup> Street, East of SW 22 <sup>nd</sup> Avenue	30	30
SW 16 <sup>th</sup> Street, East of SW 22 <sup>nd</sup> Avenue	30	28
SW 16 <sup>th</sup> Terrace, East of SW 22 <sup>nd</sup> Avenue	30	31
SW 17 <sup>th</sup> Street, East of SW 22 <sup>nd</sup> Avenue	30	26
SW 16 <sup>th</sup> Street East of SW 19 <sup>th</sup> Avenue	30	30
SW 19 <sup>th</sup> Street, East of SW 22 <sup>nd</sup> Avenue	30	26
SW 19 <sup>th</sup> Terrace, East of SW 22 <sup>nd</sup> Avenue	30	31
SW 20 <sup>th</sup> Street, East of SW 22 <sup>nd</sup> Avenue	30	31
SW 21 <sup>st</sup> Street, East of SW 22 <sup>nd</sup> Avenue	30	31
SW 21 <sup>st</sup> Terrace, East of SW 22 <sup>nd</sup> Avenue	30	29
SW 9 <sup>th</sup> Street, West of 20 <sup>th</sup> Avenue	30	27
SW 21 <sup>st</sup> Avenue, South of SW 12 <sup>th</sup> Street	30	25
SW 21 <sup>st</sup> Avenue, South of SW 14 <sup>th</sup> Terrace	30	28
SW 21 <sup>st</sup> Avenue, South of SW 21 <sup>st</sup> Street	30	26
SW 9 <sup>th</sup> Street, West of SW 19 <sup>th</sup> Avenue	30	26
SW 10 <sup>th</sup> Street, West of SW 19 <sup>th</sup> Avenue	30	25
SW 12 <sup>th</sup> Street, West of SW 19 <sup>th</sup> Avenue	30	25
SW 13 <sup>th</sup> Street, West of SW 19 <sup>th</sup> Avenue	30	31
SW 14 <sup>th</sup> Terrace, West of SW 19 <sup>th</sup> Avenue	30	30
SW 16 <sup>th</sup> Street, West of SW 19 <sup>th</sup> Avenue	30	30
SW 16 <sup>th</sup> Terrace, West of 19 <sup>th</sup> Avenue	30	26
SW 17 <sup>th</sup> Terrace, West of SW 19 <sup>th</sup> Avenue	30	28
SW 18 <sup>th</sup> Street, West of SW 19 <sup>th</sup> Avenue	30	25
SW 19 <sup>th</sup> Street, West of SW 19 <sup>th</sup> Avenue	30	27
SW 20 <sup>th</sup> Street, West of SW 19 <sup>th</sup> Avenue	30	30

Table 3: Summary of Speed Measurements (mph)		
Roadway Segment	Posted Speed Limit	85 <sup>th</sup> Percentile Speed
SW 21 <sup>st</sup> Street, West of SW 19 <sup>th</sup> Avenue	30	34
SW 21 <sup>st</sup> Terrace, West of SW 19 <sup>th</sup> Avenue	30	36
SW 19 <sup>th</sup> Avenue, South of SW 11 <sup>th</sup> Terrace	30	27
SW 19 <sup>th</sup> Avenue, South of SW 16 <sup>th</sup> Street	30	29
SW 19 <sup>th</sup> Avenue, South of SW 17 <sup>th</sup> Terrace	30	29
SW 9 <sup>th</sup> Street, East of SW 19 <sup>th</sup> Avenue	30	28
SW 10 <sup>th</sup> Street, East of SW 19 <sup>th</sup> Avenue	30	29
SW 11 <sup>th</sup> Terrace, East of SW 19 <sup>th</sup> Avenue	30	26
SW 13 <sup>th</sup> Street, East of 19 <sup>th</sup> Avenue	30	29
SW 14 <sup>th</sup> Street, East of SW 19 <sup>th</sup> Avenue	30	31
SW 15 <sup>th</sup> Street, East of SW 19 <sup>th</sup> Avenue	30	31
SW 16 <sup>th</sup> Terrace, East of SW 19 <sup>th</sup> Avenue	30	31
SW 17 <sup>th</sup> Street, East of SW 19 <sup>th</sup> Avenue	30	30
SW 17 <sup>th</sup> Terrace, East of SW 19 <sup>th</sup> Avenue	30	30
SW 18 <sup>th</sup> Street, East of SW 19 <sup>th</sup> Avenue	30	30
SW 19 <sup>th</sup> Street, East of SW 19 <sup>th</sup> Avenue	30	30
SW 20 <sup>th</sup> Street, East of SW 19 <sup>th</sup> Avenue	30	26
SW 21 <sup>st</sup> Street, East of SW 19 <sup>th</sup> Avenue	30	36
SW 21 <sup>st</sup> Terrace, East of SW 19 <sup>th</sup> Avenue	30	35
SW 18 <sup>th</sup> Avenue, South of SW 10 <sup>th</sup> Street	30	29
SW 18 <sup>th</sup> Avenue, South of SW 16 <sup>th</sup> Terrace	30	26
SW 9 <sup>th</sup> Street, West of SW 17 <sup>th</sup> Avenue	30	27
SW 10 <sup>th</sup> Street, West of SW 17 <sup>th</sup> Avenue	30	27
SW 11 <sup>th</sup> Street, West of SW 17 <sup>th</sup> Avenue	30	33
SW 11 <sup>th</sup> Terrace, West of SW 17 <sup>th</sup> Avenue	30	27
SW 12 <sup>th</sup> Street, West of SW 17 <sup>th</sup> Avenue	30	28
SW 13 <sup>th</sup> Street, West of SW 17 <sup>th</sup> Avenue	30	26
SW 14 <sup>th</sup> Street, West of SW 17 <sup>th</sup> Avenue	30	30
SW 14 <sup>th</sup> Terrace, West of SW 17 <sup>th</sup> Avenue	30	30
SW 15 <sup>th</sup> Street, West of SW 17 <sup>th</sup> Avenue	30	32
SW 16 <sup>th</sup> Street, West of SW 17 <sup>th</sup> Avenue	30	34
SW 16 <sup>th</sup> Terrace, West of SW 17 <sup>th</sup> Avenue	30	30
SW 17 <sup>th</sup> Street, West of SW 17 <sup>th</sup> Avenue	30	29
SW 18 <sup>th</sup> Street, West of SW 17 <sup>th</sup> Avenue	30	29
SW 19 <sup>th</sup> Street, West of SW 17 <sup>th</sup> Avenue	30	30
SW 21 <sup>st</sup> Street, West of SW 17 <sup>th</sup> Avenue	30	32
SW 21 <sup>st</sup> Terrace, West of SW 17 <sup>th</sup> Avenue	30	34
SW 9 <sup>th</sup> Street, East of SW 17 <sup>th</sup> Avenue	30	27
SW 10 <sup>th</sup> Street, East of SW 17 <sup>th</sup> Avenue	30	25
SW 11 <sup>th</sup> Street, East of SW 17 <sup>th</sup> Avenue	30	28
SW 11 <sup>th</sup> Terrace, East of SW 17 <sup>th</sup> Avenue	30	29
SW 12 <sup>th</sup> Street, East of SW 17 <sup>th</sup> Avenue	30	26
SW 13 <sup>th</sup> Street, East of SW 17 <sup>th</sup> Avenue	30	25
SW 14 <sup>th</sup> Street, East of SW 17 <sup>th</sup> Avenue	30	24
SW 14 <sup>th</sup> Terrace, East of SW 17 <sup>th</sup> Avenue	30	25
SW 15 <sup>th</sup> Street, East of SW 17 <sup>th</sup> Avenue	30	27
SW 16 <sup>th</sup> Street, East of SW 17 <sup>th</sup> Avenue	30	45
SW 17 <sup>th</sup> Street, East of SW 17 <sup>th</sup> Avenue	30	28
SW 17 <sup>th</sup> Terrace, East of SW 17 <sup>th</sup> Avenue	30	28
SW 18 <sup>th</sup> Street, East of SW 17 <sup>th</sup> Avenue	30	29
SW 19 <sup>th</sup> Terrace, East of SW 17 <sup>th</sup> Avenue	30	26
SW 16 <sup>th</sup> Terrace, East of SW 17 <sup>th</sup> Avenue	30	29

Table 3: Summary of Speed Measurements (mph)		
Roadway Segment	Posted Speed Limit	85 <sup>th</sup> Percentile Speed
SW 20 <sup>th</sup> Street, East of SW 17 <sup>th</sup> Avenue	30	30
SW 21 <sup>st</sup> Street, East of SW 17 <sup>th</sup> Avenue	30	29
SW 16 <sup>th</sup> Avenue, South of SW 14 <sup>th</sup> Terrace	30	28
SW 16 <sup>th</sup> Avenue, South of SW 15 <sup>th</sup> Street	30	25
SW 16 <sup>th</sup> Avenue, North of 17 <sup>th</sup> Terrace	30	27
SW 19 <sup>th</sup> Avenue, South of SW 11 <sup>th</sup> Terrace	30	25
SW 16 <sup>th</sup> Avenue, South of SW 21 <sup>st</sup> Street	30	26
SW 12 <sup>th</sup> Street, West of SW 14 <sup>th</sup> Avenue	30	24
SW 13 <sup>th</sup> Street, West of SW 14 <sup>th</sup> Avenue	30	29
SW 14 <sup>th</sup> Street, West of SW 14 <sup>th</sup> Avenue	30	26
SW 14 <sup>th</sup> Terrace, West of SW 14 <sup>th</sup> Avenue	30	27
SW 15 <sup>th</sup> Street, West of SW 14 <sup>th</sup> Avenue	30	24
SW 17 <sup>th</sup> Street, East of 16 <sup>th</sup> Avenue	30	30
SW 17 <sup>th</sup> Terrace, West of SW 14 <sup>th</sup> Avenue	30	29
SW 18 <sup>th</sup> Street, West of SW 14 <sup>th</sup> Avenue	30	28
SW 19 <sup>th</sup> Street, West of SW 14 <sup>th</sup> Avenue	30	26
SW 20 <sup>th</sup> Street, West of SW 14 <sup>th</sup> Avenue	30	27
SW 20 <sup>th</sup> Street, West of SW 14 <sup>th</sup> Avenue	30	30
SW 21 <sup>st</sup> Street, West of SW 14 <sup>th</sup> Avenue	30	26
SW 14 <sup>th</sup> Avenue, South of SW 10 <sup>th</sup> Street	30	25
SW 14 <sup>th</sup> Avenue, South of SW 12 <sup>th</sup> Street	30	28
SW 11 <sup>th</sup> Street, East of 13 <sup>th</sup> Court	30	21
SW 14 <sup>th</sup> Avenue, South of SW 16 <sup>th</sup> Street	30	25
SW 14 <sup>th</sup> Avenue, South of SW 17 <sup>th</sup> Terrace	30	28
SW 10 <sup>th</sup> Street, West of SW 13 <sup>th</sup> Avenue	30	21
SW 12 <sup>th</sup> Street, West of SW 13 <sup>th</sup> Avenue	30	25
SW 13 <sup>th</sup> Street, West of SW 13 <sup>th</sup> Court	30	27
SW 14 <sup>th</sup> Street, West of SW 13 <sup>th</sup> Avenue	30	25
SW 15 <sup>th</sup> Street, West of SW 13 <sup>th</sup> Avenue	30	29
SW 16 <sup>th</sup> Street, West of SW 13 <sup>th</sup> Avenue	30	30
SW 17 <sup>th</sup> Terrace, West of SW 13 <sup>th</sup> Avenue	30	31
SW 18 <sup>th</sup> Street, West of SW 13 <sup>th</sup> Avenue	30	28
SW 20 <sup>th</sup> Street, West of SW 13 <sup>th</sup> Court	30	30
SW 13 <sup>th</sup> Avenue, South of SW 10 <sup>th</sup> Street	30	28
SW 13 <sup>th</sup> Avenue, South of SW 14 <sup>th</sup> Street	30	34
SW 13 <sup>th</sup> Avenue, South of SW 17 <sup>th</sup> Street	30	34
SW 13 <sup>th</sup> Avenue, South of SW 21 <sup>st</sup> Street	30	30
SW 10 <sup>th</sup> Street, West of SW 12 <sup>th</sup> Avenue	30	24
SW 13 <sup>th</sup> Street, West of SW 12 <sup>th</sup> Avenue	30	25
SW 12 <sup>th</sup> Street, West of SW 12 <sup>th</sup> Avenue	30	24
SW 13 <sup>th</sup> Street, West of SW 12 <sup>th</sup> Avenue	30	29
SW 14 <sup>th</sup> Street, West of SW 12 <sup>th</sup> Avenue	30	28
SW 16 <sup>th</sup> Street, West of SW 12 <sup>th</sup> Avenue	30	30
SW 17 <sup>th</sup> Street, West of SW 12 <sup>th</sup> Avenue	30	30
SW 17 <sup>th</sup> Terrace, West of SW 12 <sup>th</sup> Avenue	30	29
SW 18 <sup>th</sup> Street, West of SW 12 <sup>th</sup> Avenue	31	28
SW 19 <sup>th</sup> Street, West of SW 12 <sup>th</sup> Avenue	30	28
SW 20 <sup>th</sup> Street, West of SW 12 <sup>th</sup> Avenue	30	29
SW 21 <sup>st</sup> Terrace, West of SW 12 <sup>th</sup> Avenue	30	30



Legend:




 85<sup>th</sup> Percentile Speeds Within 5 MPH of Posted Speed Limit  
 85<sup>th</sup> Percentile Speeds Greater than 5 MPH Over Posted Speed Limit



Figure 5.A: 85<sup>th</sup> Percentile Speeds  
 Shenandoah Neighborhood  
 Traffic Calming Study



**Legend:**

- 85<sup>th</sup> Percentile Speeds Within 5 MPH of Posted Speed Limit
- 85<sup>th</sup> Percentile Speeds Greater than 5 MPH Over Posted Speed Limit





Kimley»Horn



Figure 5.B: 85<sup>th</sup> Percentile Speeds  
Shenandoah Neighborhood  
Traffic Calming Study

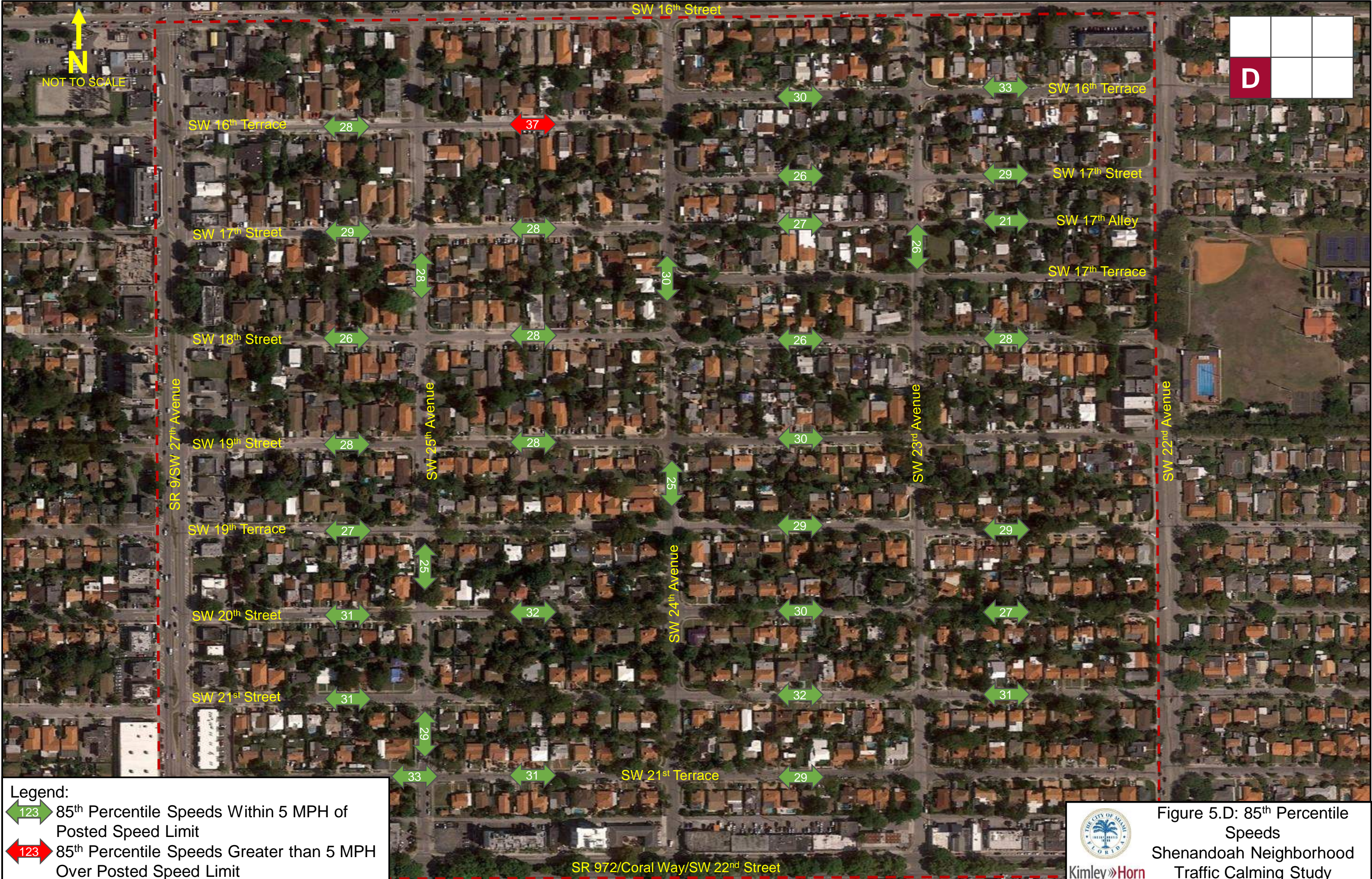






Legend:

 85<sup>th</sup> Percentile Speeds Within 5 MPH of Posted Speed Limit  
 85<sup>th</sup> Percentile Speeds Greater than 5 MPH Over Posted Speed Limit



 Figure 5.C: 85<sup>th</sup> Percentile Speeds  
 Shenandoah Neighborhood  
 Traffic Calming Study  




Legend:  
 85<sup>th</sup> Percentile Speeds Within 5 MPH of Posted Speed Limit  
 85<sup>th</sup> Percentile Speeds Greater than 5 MPH Over Posted Speed Limit



↑  
N  
NOT TO SCALE





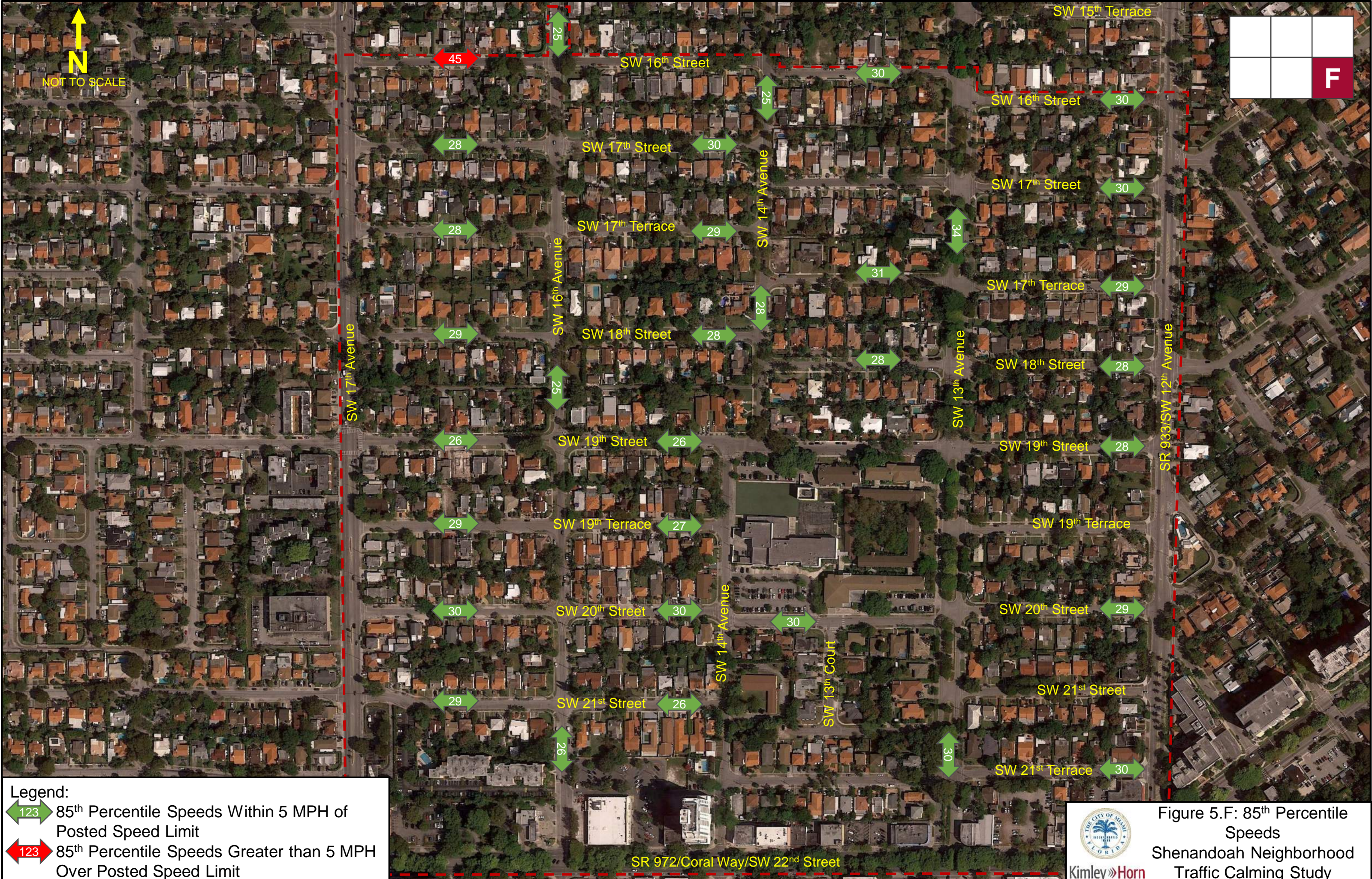
**Legend:**  
 85<sup>th</sup> Percentile Speeds Within 5 MPH of Posted Speed Limit  
 85<sup>th</sup> Percentile Speeds Greater than 5 MPH Over Posted Speed Limit




Figure 5.E: 85<sup>th</sup> Percentile Speeds  
 Shenandoah Neighborhood  
 Traffic Calming Study

Kimley»Horn



Legend:

 85<sup>th</sup> Percentile Speeds Within 5 MPH of Posted Speed Limit


 85<sup>th</sup> Percentile Speeds Greater than 5 MPH Over Posted Speed Limit



Figure 5.F: 85<sup>th</sup> Percentile Speeds  
 Shenandoah Neighborhood  
 Traffic Calming Study

Kimley»Horn

## Traffic Data Analysis Conclusions

It was determined that traffic calming improvements can be implemented within the Shenandoah neighborhood as the traffic data demonstrated that many neighborhood roadways exceed livability thresholds established by the *Miami-Dade Neighborhood Traffic Management Program*. Furthermore, cut-through travel patterns were identified within the neighborhood primarily using SW 13<sup>th</sup> Avenue, SW 14<sup>th</sup> Avenue, SW 16<sup>th</sup> Avenue, SW 18<sup>th</sup> Avenue, SW 19<sup>th</sup> Avenue, SW 21<sup>st</sup> Avenue, SW 24<sup>th</sup> Avenue, SW 25<sup>th</sup> Avenue, SW 9<sup>th</sup> Street, SW 12<sup>th</sup> Street, SW 13<sup>th</sup> Street, SW 17<sup>th</sup> Street, SW 19<sup>th</sup> Street, SW 21<sup>st</sup> Street, and SW 21<sup>st</sup> Terrace during the A.M. and P.M. peak periods.

Additionally, the 85<sup>th</sup> percentile speeds demonstrates that motorists travel more than 5 mph above than the posted speed limit along SW 16<sup>th</sup> Street, SW 16<sup>th</sup> Terrace, SW 21<sup>st</sup> Street, and SW 21<sup>st</sup> Terrace. Data analyses and summary figures are included in Appendix C.

## TRAFFIC CALMING IMPROVEMENT PLAN

A four-phased improvement plan was prepared based on the analysis of traffic data, field observations, and concerns raised by residents and stakeholders. The development of the improvement plan was an iterative process and involved continuous coordination with City staff. Improvements considered for the neighborhood streets include various traffic calming treatments and roadway improvements. A description of potential traffic calming strategies is presented below.

### Traffic Calming Treatments

In response to traffic concerns identified through an analysis of traffic data, conceptual traffic calming treatment options were examined for the neighborhood. The strategies focused on traffic calming measures influencing travel speeds through redesigning geometric elements of streets, to encourage slower traffic speeds, thereby reducing the timesaving benefit of using the neighborhood roadways as a cut-through and enhancing safety for pedestrians and bicyclists and quality of life. The selection of traffic calming measures is dependent upon the type of traffic concern identified at a specific location and requires location-by-location analysis.

Effective traffic calming should also incorporate enhancements to the streetscape. This includes design and landscape features that improve the aesthetics and livability of a neighborhood while increasing the effectiveness of many of the traffic calming devices. Common measures used to implement traffic calming strategies include raised intersections, speed tables, mid-block bulb-outs, curb extensions, textured pavement, raised crosswalks, chicanes, and median extensions. These measures are discussed in more detail within this section.

### Raised Intersections

Raised intersections are raised plateaus that extend through the length of an intersection. Inclines are provided on approaches to ramp up on to the raised portion of the intersection. The entire intersection is elevated by approximately three (3) to five (5) inches or the elevation of the sidewalk. Pedestrian crosswalks are also elevated as part of this treatment. The intersection ramps are



usually made of concrete but may be constructed using pavers or asphalt. Based on current City of Miami Capital Improvements Program (CIP) construction costs, the typical cost of installing a raised intersection is approximately \$100,000.

### Speed Tables

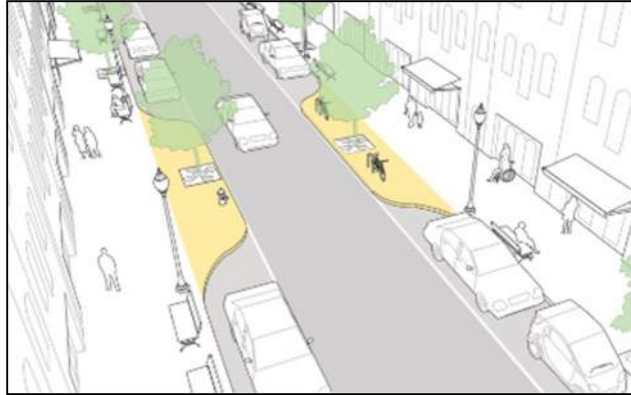
Speed tables are elongated speed humps with a flat top section. Speed tables are typically long enough for an entire wheelbase of a passenger car to rest on top. Brick pavers or other textured materials can be included to improve the aesthetics of the speed table. A concern of speed tables is that noise levels will



increase as a result of the vertical element of this traffic calming treatment. However, several studies indicate that lower speeds as a result of this treatment tend to lower noise levels. Speed tables typically are 22 feet in length, with a maximum height of five (5) inches. The flat table portion of the speed table is 10 feet in length with six (6) foot approaches. Speed tables should be spaced approximately 300 to 600 feet apart. Based on current City of Miami CIP construction costs, the typical cost of installing a speed table is approximately \$15,000.

Mid-Block Bulb-Outs

Mid-block bulb-outs are used to tighten the geometry of a roadway, thereby forcing motorists to drive more deliberate paths and reducing their speeds. Mid-block bulb-outs also reduce pedestrian crossing distance. On-street parking spaces may be removed with the implementation of this improvement.



Mid-block bulb-outs may be installed on one or both sides of a roadway. Mid-block bulb-outs are may also be raised by including a speed table within the bulb-out to further reduce vehicle speeds. Based on current City of Miami CIP construction costs, the typical cost of installing mid-block bulb-outs is approximately \$25,000 and \$40,000 for raised mid-block bulb-outs.

Curb Extensions

Similar to mid-block bulb-outs, curb extensions are used to tighten the geometry of an intersection, thereby forcing motorists to drive more deliberate paths through the intersection and reducing their speeds. Curb extensions also reduce pedestrian crossing distance and help minimize wrong-way traffic. Curb extensions may be installed on one or both sides of an intersection approach.



Based on current City of Miami CIP construction costs, the typical cost of installing a curb extension is approximately \$25,000.

Textured Pavement

Textured pavement encourages motorists to be aware that they are in a residential area where speeds are lower by causing vibration, and more noticeable motion of the vehicle. Textured pavement is also used to emphasize pedestrian crossing activity and to indicate to motorists that lower speeds are intended. Based on current City of Miami CIP construction costs, the typical cost of intersection realignment is approximately \$75,000.





Raised Crosswalks

Raised crosswalks extend the sidewalk across the road, hence bringing the vehicles to the pedestrian level. This allows pedestrians to cross at nearly a constant grade without the need for a curb ramp, making pedestrians more visible to approaching motorist. Based on current City of Miami CIP construction costs, the typical cost of installing a raised crosswalk is approximately \$15,000.



Chicane

Chicanes are a series of alternating mid-block islands that narrow the roadway that require vehicles to follow a curving, S-shaped path, discouraging speeding. Chicanes can also create new areas for landscaping and public space in the roadway. Based on current City of Miami CIP construction costs, the typical cost of installing a chicane is approximately \$25,000.



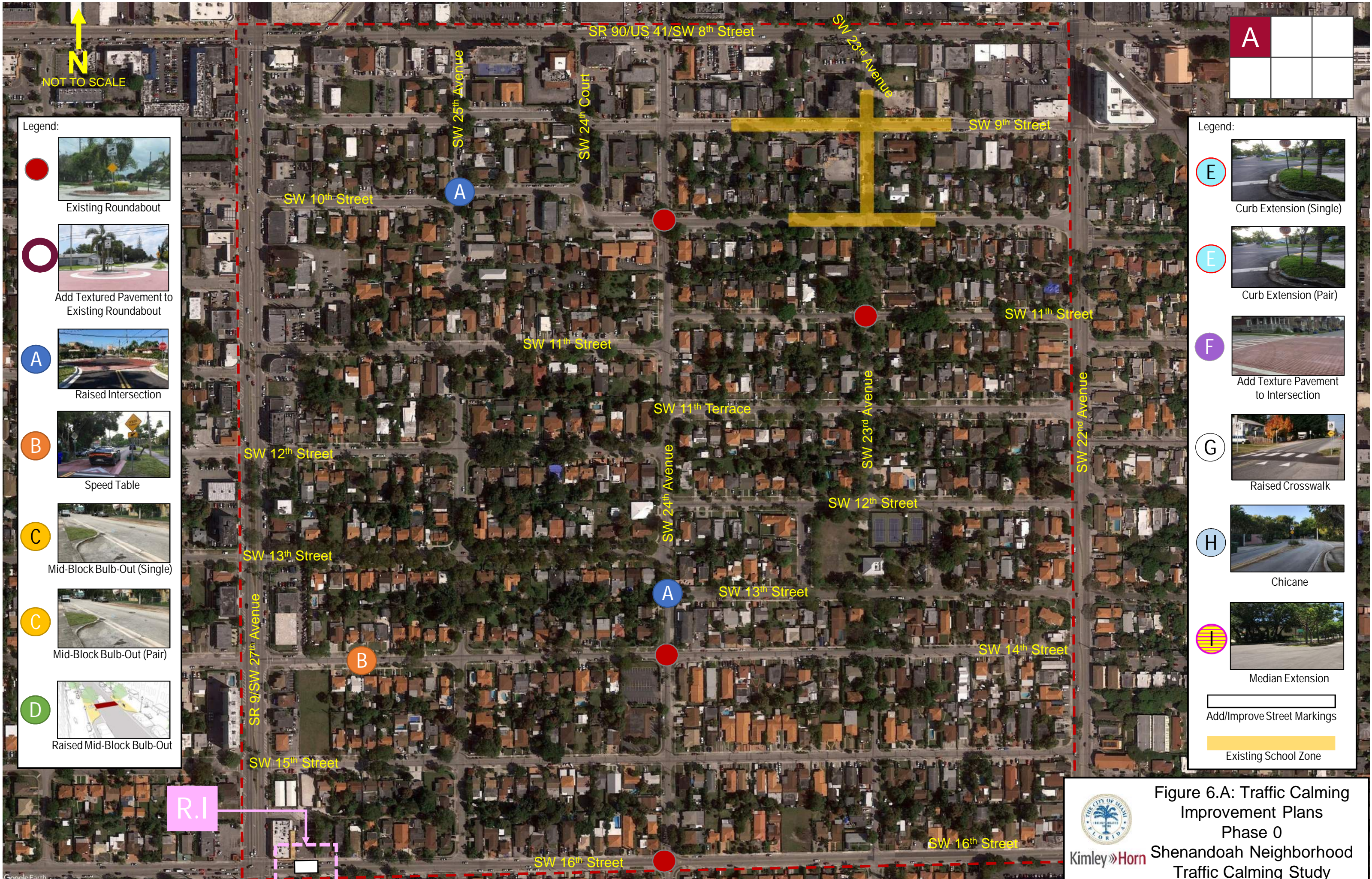
Median Extensions

Median extensions are typically used where intersection alignment allows drivers to traverse an intersection at high speeds as large radii exist. Extended medians help reduce turning vehicle speeds and are used to create a more perpendicular angle between intersecting roadways. Based on current City of Miami CIP construction costs, the typical cost of installing median extensions is approximately \$30,000.







### Proposed Traffic Calming Improvement Plan

The preferred alternative is presented as a four-phased traffic calming improvement plan, as depicted in Figures 6 through 9. A summary of the proposed improvements, by phase, and detailed renderings for several improvements identified in the improvement plans are included in Appendix D.



- Legend:
-  Existing Roundabout
  -  Add Textured Pavement to Existing Roundabout
  -  Raised Intersection
  -  Speed Table
  -  Mid-Block Bulb-Out (Single)
  -  Mid-Block Bulb-Out (Pair)
  -  Raised Mid-Block Bulb-Out

- Legend:
-  Curb Extension (Single)
  -  Curb Extension (Pair)
  -  Add Texture Pavement to Intersection
  -  Raised Crosswalk
  -  Chicane
  -  Median Extension
  -  Add/Improve Street Markings
  -  Existing School Zone


**Figure 6.A: Traffic Calming Improvement Plans Phase 0 Shenandoah Neighborhood Traffic Calming Study**  
 Kimley»Horn



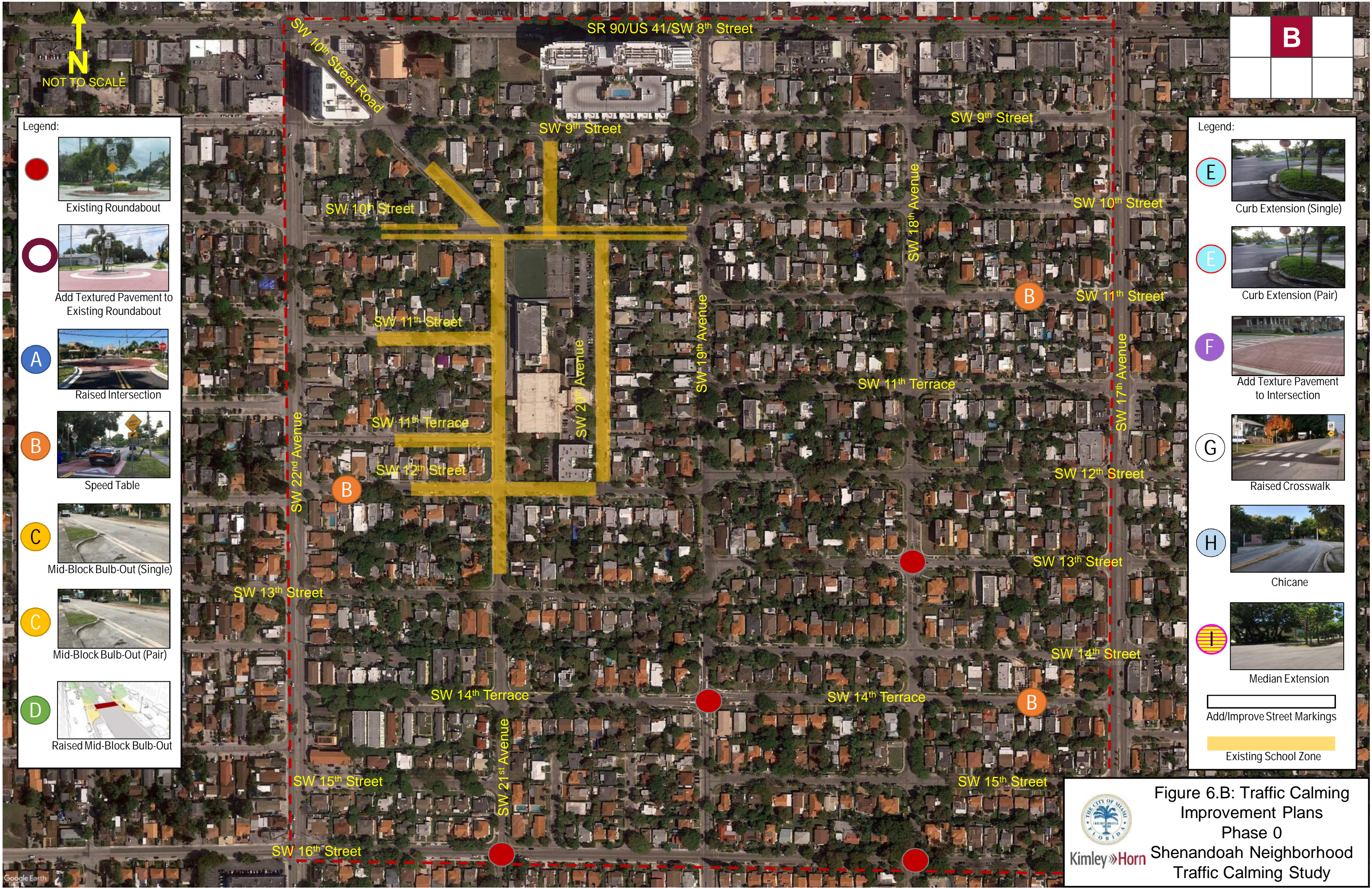
Legend:


- Existing Roundabout
- Add Textured Pavement to Existing Roundabout
- Raised Intersection
- Speed Table
- Mid-Block Bulb-Out (Single)
- Mid-Block Bulb-Out (Pair)
- Raised Mid-Block Bulb-Out

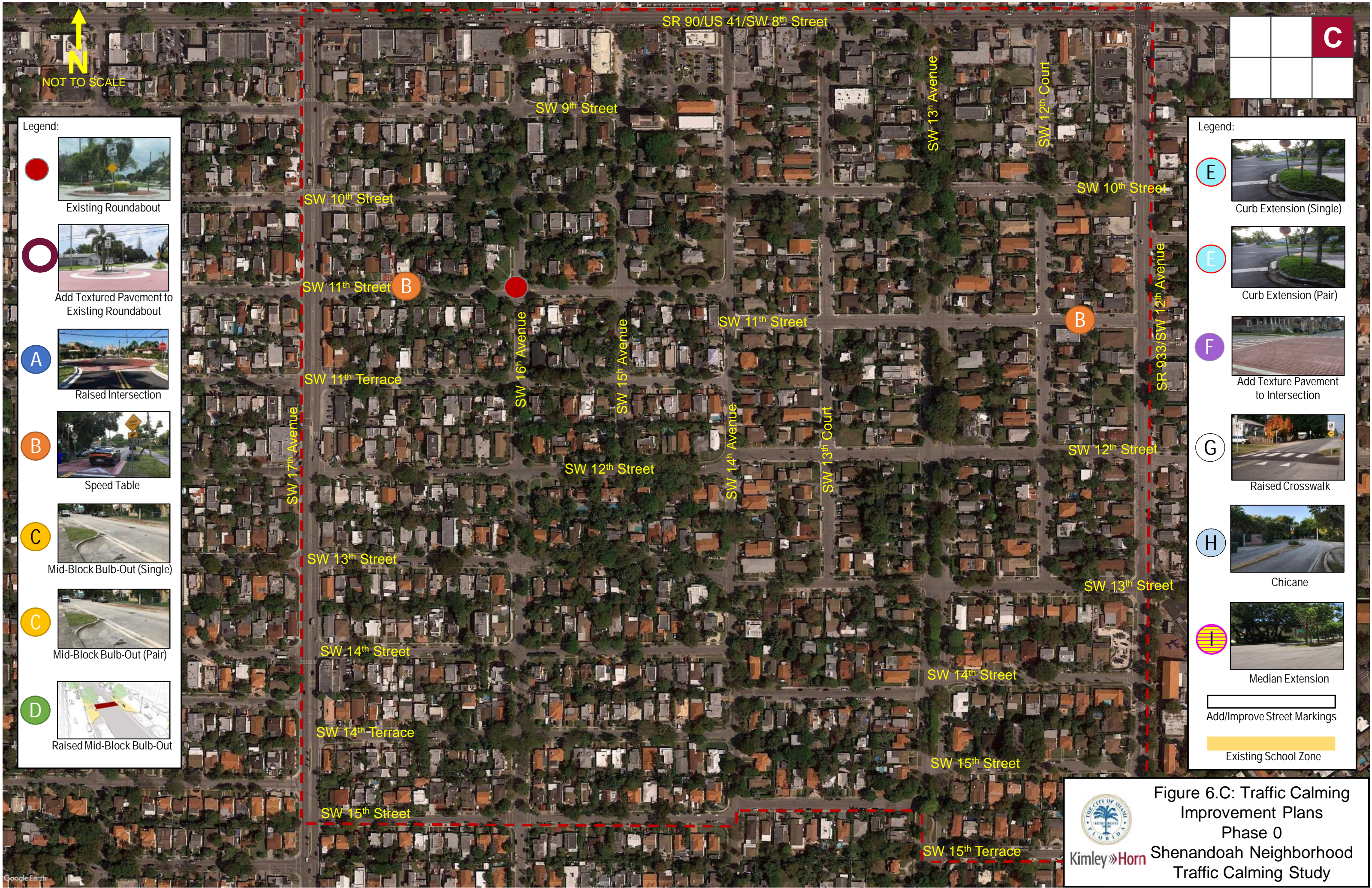
Legend:

- Curb Extension (Single)
- Curb Extension (Pair)
- Add Texture Pavement to Intersection
- Raised Crosswalk
- Chicane
- Median Extension
- Add/Improve Street Markings
- Existing School Zone

	<b>B</b>	













 **Figure 6.B: Traffic Calming Improvement Plans Phase 0 Shenandoah Neighborhood Traffic Calming Study**  
Kimley»Horn



Legend:

-   Existing Roundabout
-   Add Textured Pavement to Existing Roundabout
-   Raised Intersection
-   Speed Table
-   Mid-Block Bulb-Out (Single)
-   Mid-Block Bulb-Out (Pair)
-   Raised Mid-Block Bulb-Out

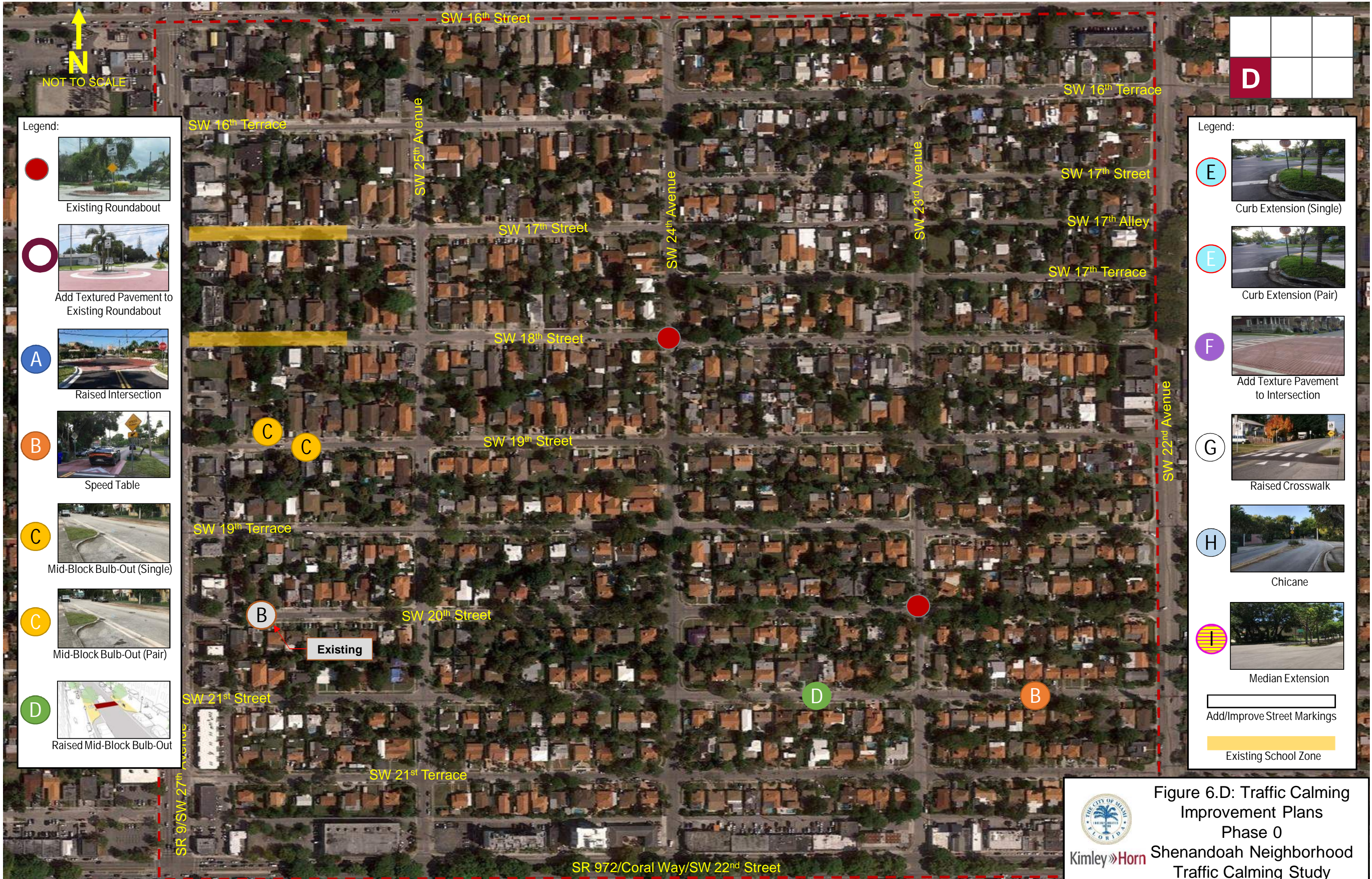
Legend:

-   Curb Extension (Single)
-   Curb Extension (Pair)
-   Add Texture Pavement to Intersection
-   Raised Crosswalk
-   Chicane
-   Median Extension
-  Add/Improve Street Markings
-  Existing School Zone

















Kimley»Horn















Figure 6.C: Traffic Calming Improvement Plans Phase 0 Shenandoah Neighborhood Traffic Calming Study



Legend:

-   Existing Roundabout
-   Add Textured Pavement to Existing Roundabout
-   Raised Intersection
-   Speed Table
-   Mid-Block Bulb-Out (Single)
-   Mid-Block Bulb-Out (Pair)
-   Raised Mid-Block Bulb-Out

Legend:

-   Curb Extension (Single)
-   Curb Extension (Pair)
-   Add Texture Pavement to Intersection
-   Raised Crosswalk
-   Chicane
-   Median Extension
-  Add/Improve Street Markings
-  Existing School Zone






Kimley»Horn







Figure 6.D: Traffic Calming Improvement Plans Phase 0 Shenandoah Neighborhood Traffic Calming Study



Legend:

-  Existing Roundabout
-  Add Textured Pavement to Existing Roundabout
-  Raised Intersection
-  Speed Table
-  Mid-Block Bulb-Out (Single)
-  Mid-Block Bulb-Out (Pair)
-  Raised Mid-Block Bulb-Out

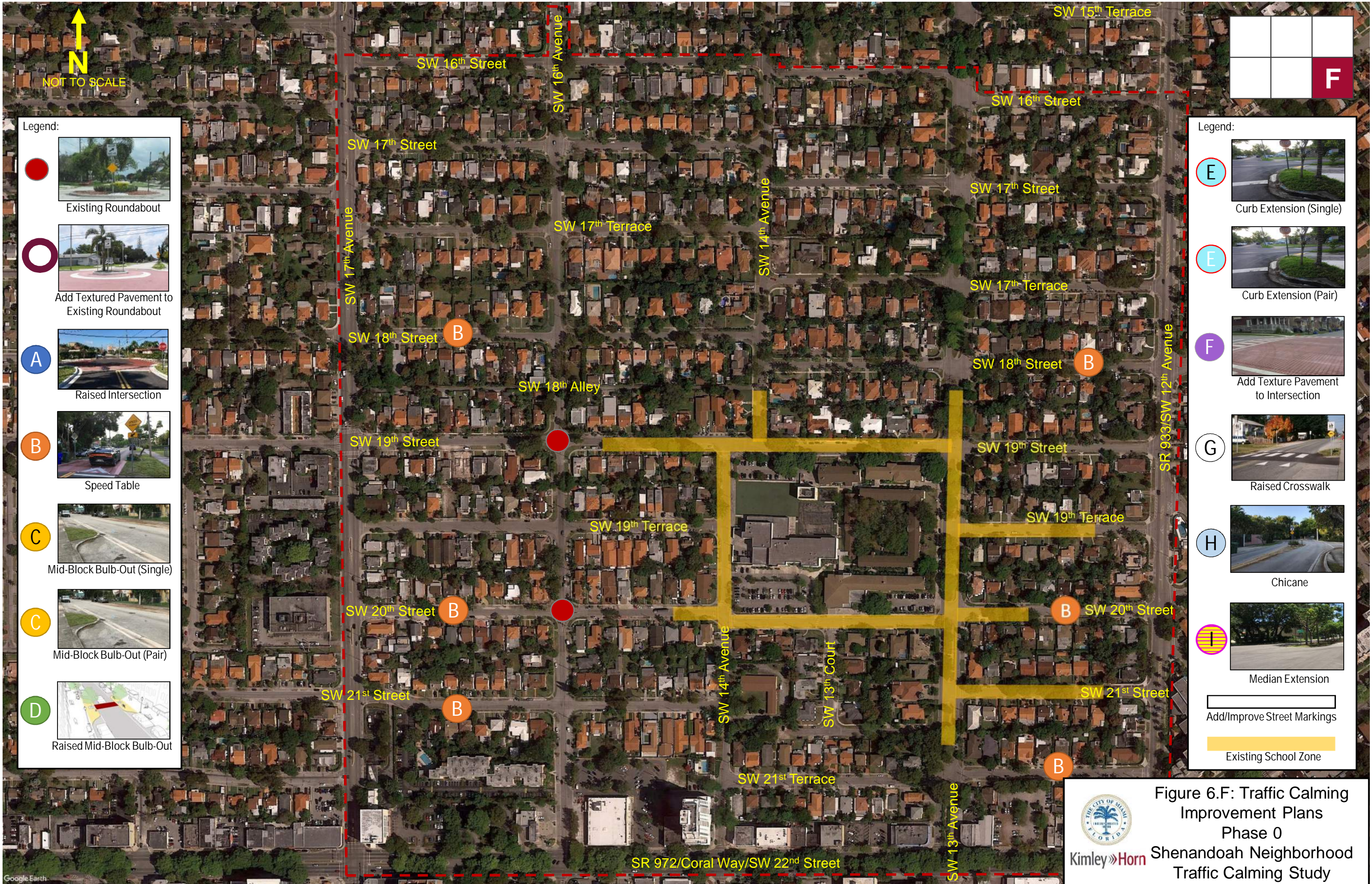
Legend:

-  Curb Extension (Single)
-  Curb Extension (Pair)
-  Add Texture Pavement to Intersection
-  Raised Crosswalk
-  Chicane
-  Median Extension
-  Add/Improve Street Markings
-  Existing School Zone



















Kimley»Horn

Figure 6.E: Traffic Calming Improvement Plans Phase 0 Shenandoah Neighborhood Traffic Calming Study

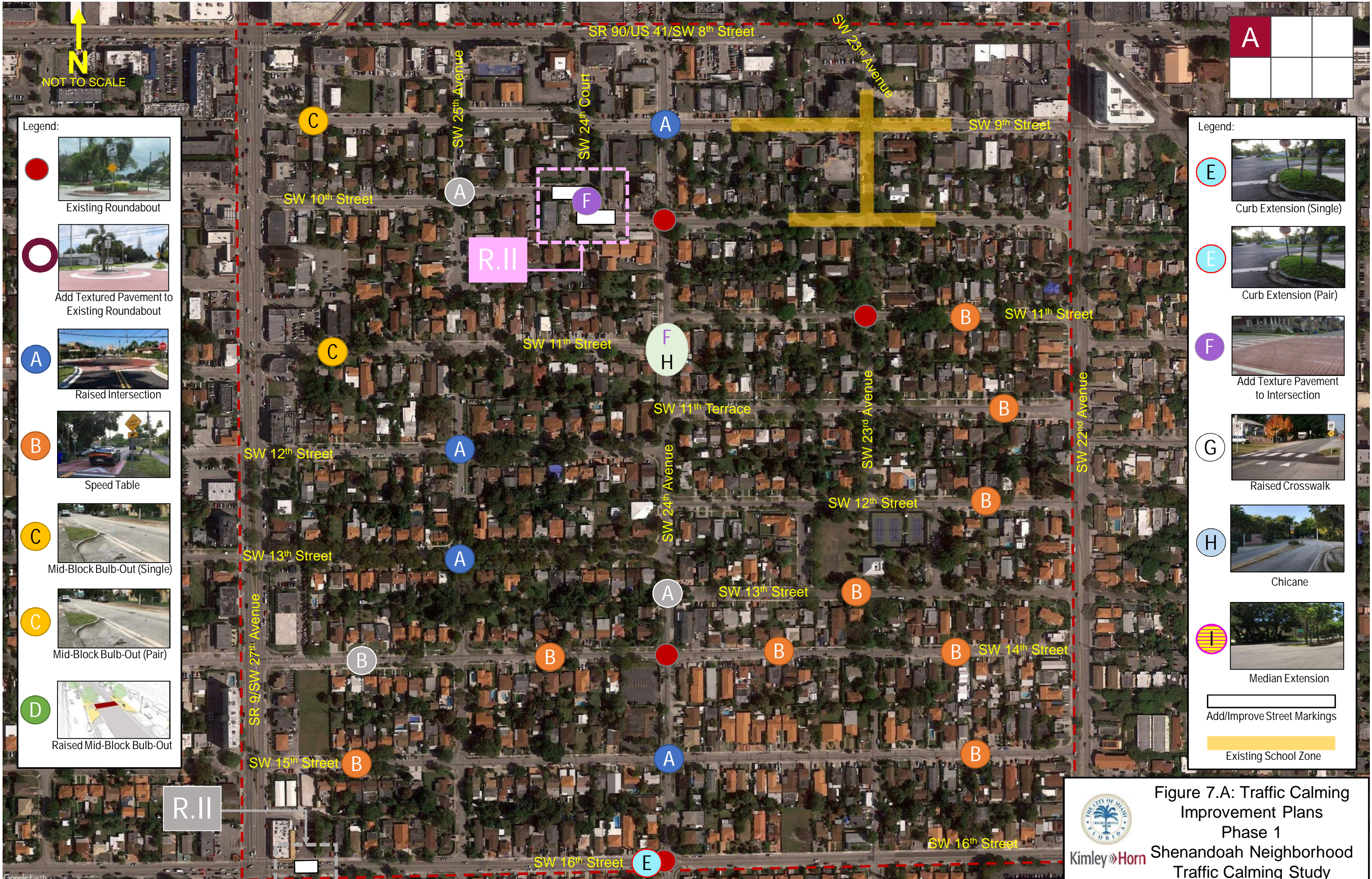


- Legend:
-   Existing Roundabout
  -   Add Textured Pavement to Existing Roundabout
  -   Raised Intersection
  -   Speed Table
  -   Mid-Block Bulb-Out (Single)
  -   Mid-Block Bulb-Out (Pair)
  -   Raised Mid-Block Bulb-Out








- Legend:
-   Curb Extension (Single)
  -   Curb Extension (Pair)
  -   Add Texture Pavement to Intersection
  -   Raised Crosswalk
  -   Chicane
  -   Median Extension
  -  Add/Improve Street Markings
  -  Existing School Zone


**Figure 6.F: Traffic Calming Improvement Plans**  
 Phase 0  
 Shenandoah Neighborhood  
 Traffic Calming Study  
















Legend:

-  Existing Roundabout
-  Add Textured Pavement to Existing Roundabout
-  Raised Intersection
-  Speed Table
-  Mid-Block Bulb-Out (Single)
-  Mid-Block Bulb-Out (Pair)
-  Raised Mid-Block Bulb-Out

Legend:

-  Curb Extension (Single)
-  Curb Extension (Pair)
-  Add Texture Pavement to Intersection
-  Raised Crosswalk
-  Chicane
-  Median Extension
-  Add/Improve Street Markings
-  Existing School Zone


**Figure 7.A: Traffic Calming Improvement Plans Phase 1**  
 Shenandoah Neighborhood Traffic Calming Study  


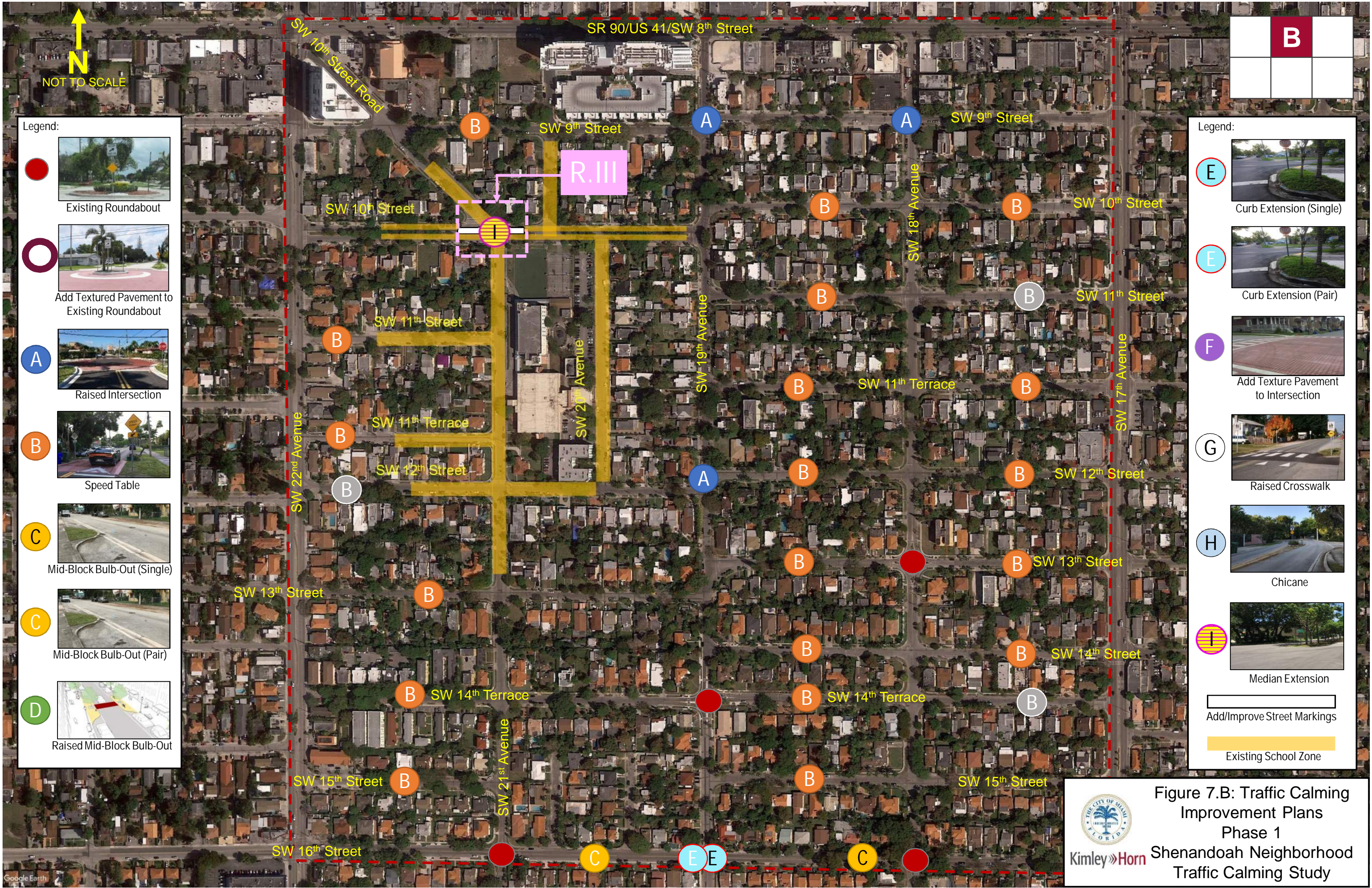


Legend:

- Existing Roundabout
- Add Textured Pavement to Existing Roundabout
- Raised Intersection
- Speed Table
- Mid-Block Bulb-Out (Single)
- Mid-Block Bulb-Out (Pair)
- Raised Mid-Block Bulb-Out

Legend:

- Curb Extension (Single)
- Curb Extension (Pair)
- Add Texture Pavement to Intersection
- Raised Crosswalk
- Chicane
- Median Extension
- Add/Improve Street Markings
- Existing School Zone



KimleyHorn









Figure 7.B: Traffic Calming Improvement Plans Phase 1 Shenandoah Neighborhood Traffic Calming Study





Legend:

-  Existing Roundabout
-  Add Textured Pavement to Existing Roundabout
-  Raised Intersection
-  Speed Table
-  Mid-Block Bulb-Out (Single)
-  Mid-Block Bulb-Out (Pair)
-  Raised Mid-Block Bulb-Out

Legend:

-  Curb Extension (Single)
-  Curb Extension (Pair)
-  Add Texture Pavement to Intersection
-  Raised Crosswalk
-  Chicane
-  Median Extension
-  Add/Improve Street Markings
-  Existing School Zone

		<b>C</b>


**Figure 7.C: Traffic Calming Improvement Plans Phase 1**  
 Shenandoah Neighborhood Traffic Calming Study  


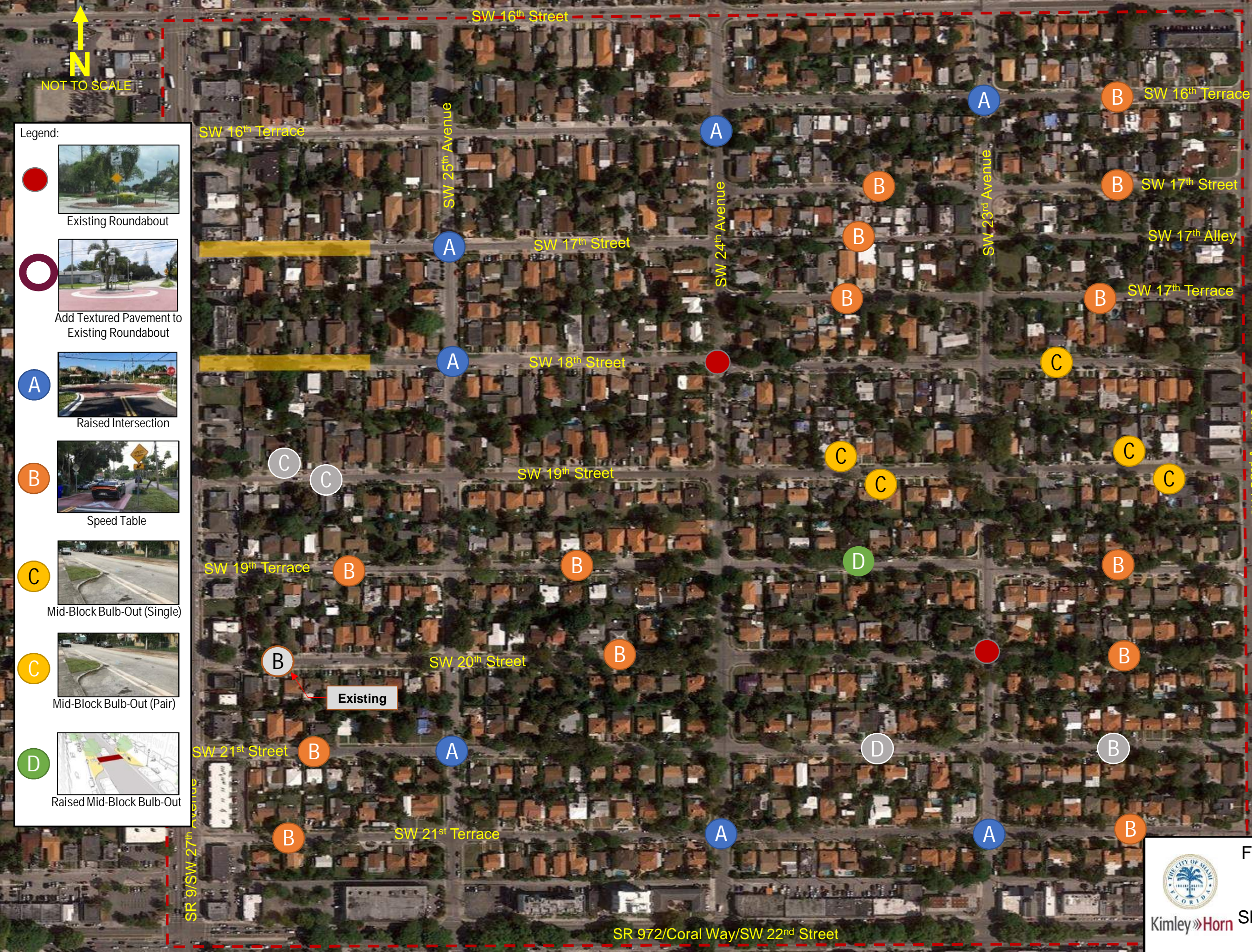


Legend:

- Existing Roundabout
- Add Textured Pavement to Existing Roundabout
- Raised Intersection
- Speed Table
- Mid-Block Bulb-Out (Single)
- Mid-Block Bulb-Out (Pair)
- Raised Mid-Block Bulb-Out

Legend:

- Curb Extension (Single)
- Curb Extension (Pair)
- Add Texture Pavement to Intersection
- Raised Crosswalk
- Chicane
- Median Extension
- Add/Improve Street Markings
- Existing School Zone

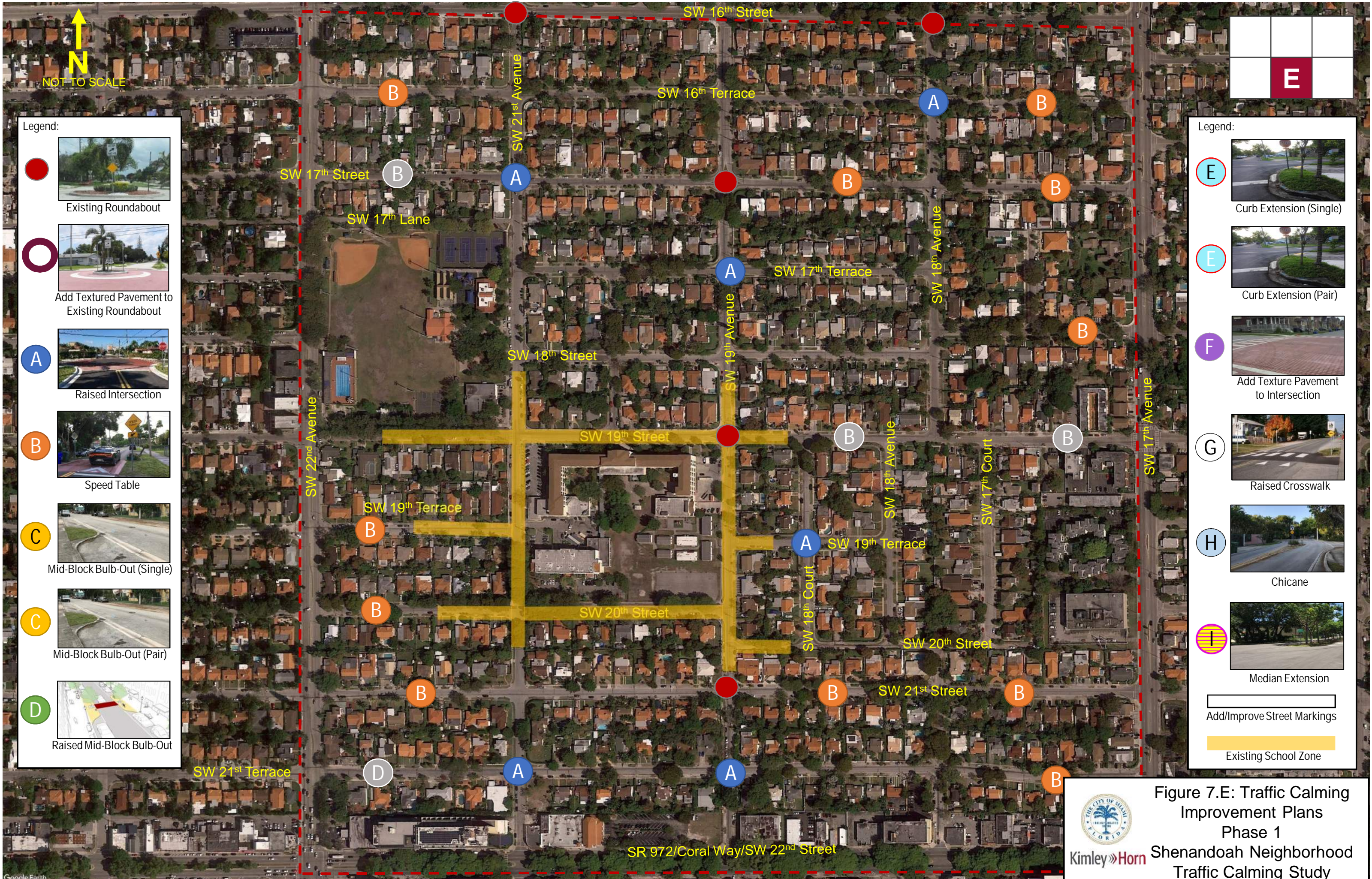


<b>D</b>		








Kimley»Horn



Figure 7.D: Traffic Calming Improvement Plans Phase 1 Shenandoah Neighborhood Traffic Calming Study



Legend:

-  Existing Roundabout
-  Add Textured Pavement to Existing Roundabout
-  Raised Intersection
-  Speed Table
-  Mid-Block Bulb-Out (Single)
-  Mid-Block Bulb-Out (Pair)
-  Raised Mid-Block Bulb-Out

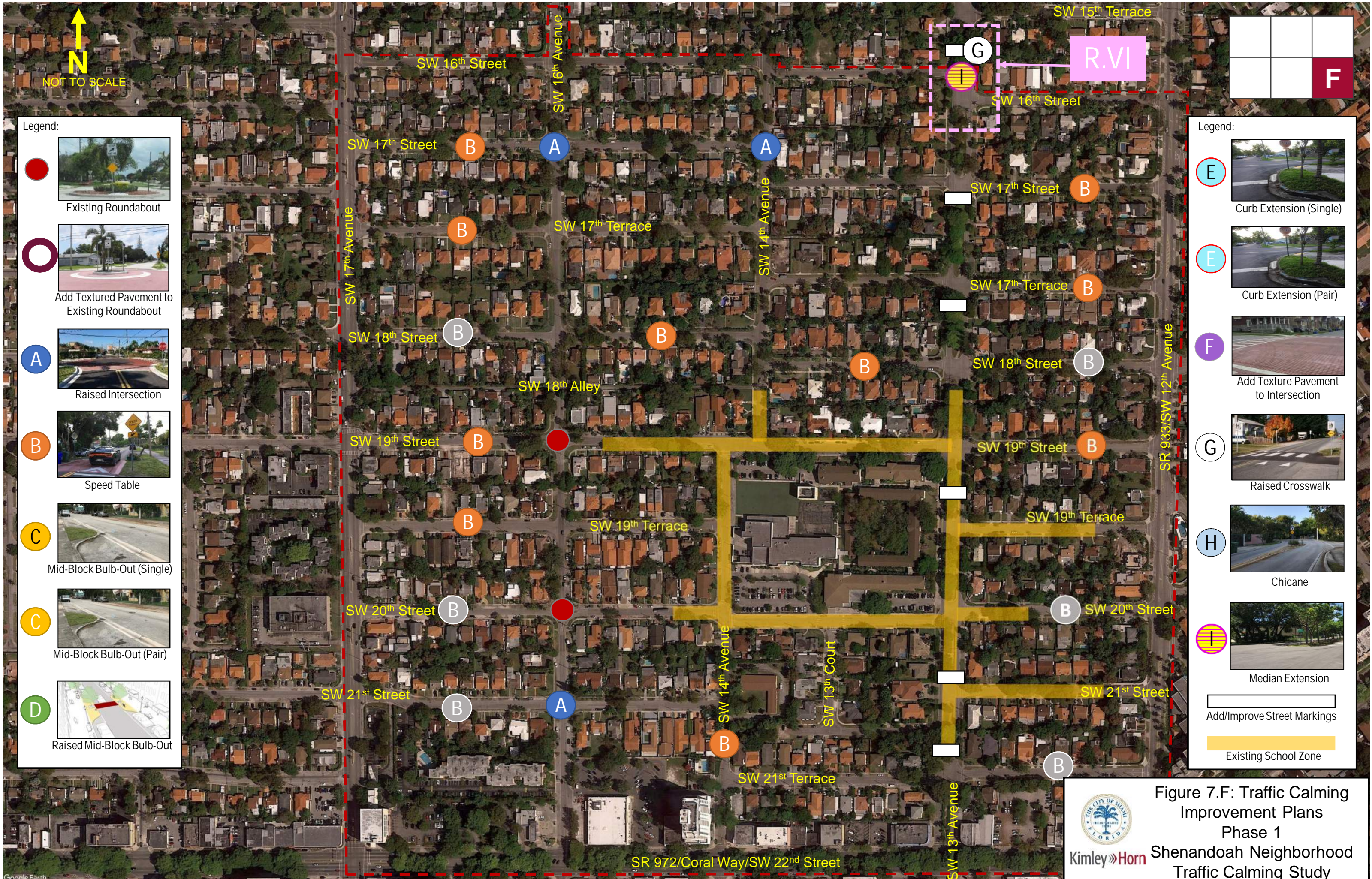
Legend:

-  Curb Extension (Single)
-  Curb Extension (Pair)
-  Add Texture Pavement to Intersection
-  Raised Crosswalk
-  Chicane
-  Median Extension
-  Add/Improve Street Markings
-  Existing School Zone













Kimley»Horn

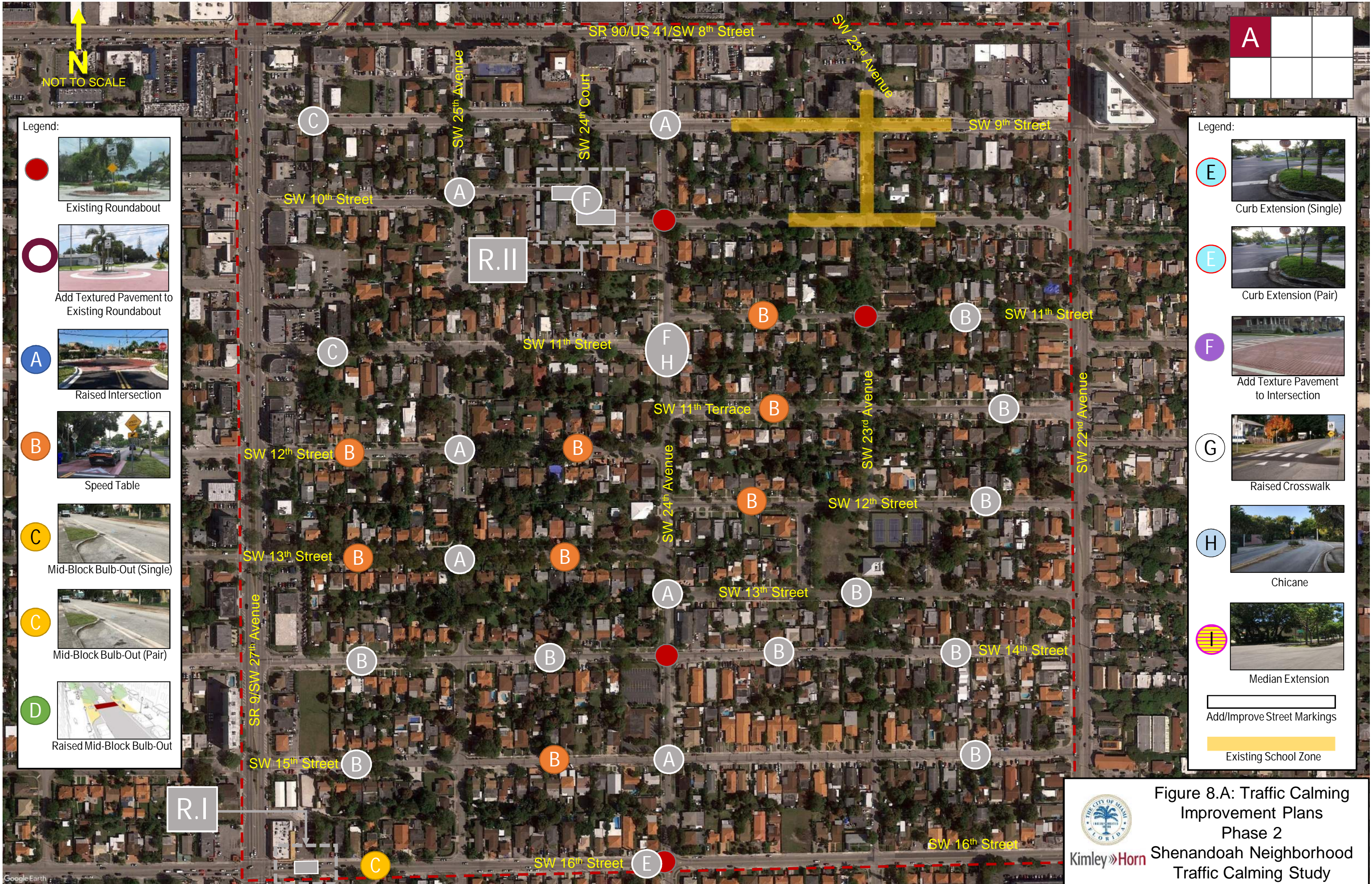
Figure 7.E: Traffic Calming Improvement Plans Phase 1 Shenandoah Neighborhood Traffic Calming Study










- Legend:
-  Existing Roundabout
  -  Add Textured Pavement to Existing Roundabout
  -  Raised Intersection
  -  Speed Table
  -  Mid-Block Bulb-Out (Single)
  -  Mid-Block Bulb-Out (Pair)
  -  Raised Mid-Block Bulb-Out

- Legend:
-  Curb Extension (Single)
  -  Curb Extension (Pair)
  -  Add Texture Pavement to Intersection
  -  Raised Crosswalk
  -  Chicane
  -  Median Extension
  -  Add/Improve Street Markings
  -  Existing School Zone







**Figure 7.F: Traffic Calming Improvement Plans Phase 1**  
 Shenandoah Neighborhood Traffic Calming Study  




Legend:

-  Existing Roundabout
-  Add Textured Pavement to Existing Roundabout
-  Raised Intersection
-  Speed Table
-  Mid-Block Bulb-Out (Single)
-  Mid-Block Bulb-Out (Pair)
-  Raised Mid-Block Bulb-Out

Legend:

-  Curb Extension (Single)
-  Curb Extension (Pair)
-  Add Texture Pavement to Intersection
-  Raised Crosswalk
-  Chicane
-  Median Extension
-  Add/Improve Street Markings
-  Existing School Zone










Kimley»Horn









Figure 8.A: Traffic Calming Improvement Plans Phase 2 Shenandoah Neighborhood Traffic Calming Study



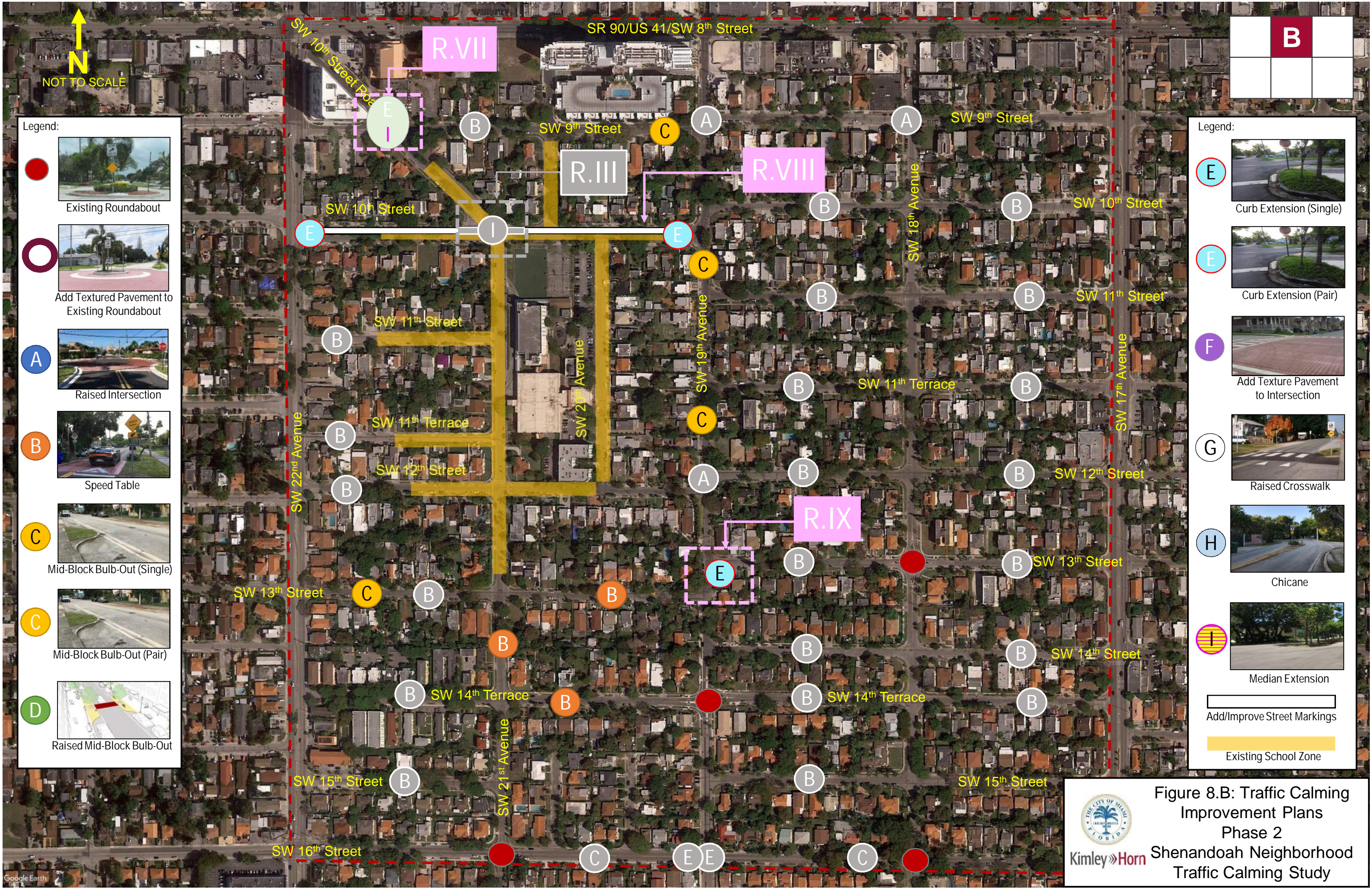
Legend:



-  Existing Roundabout
-  Add Textured Pavement to Existing Roundabout
-  Raised Intersection
-  Speed Table
-  Mid-Block Bulb-Out (Single)
-  Mid-Block Bulb-Out (Pair)
-  Raised Mid-Block Bulb-Out

Legend:

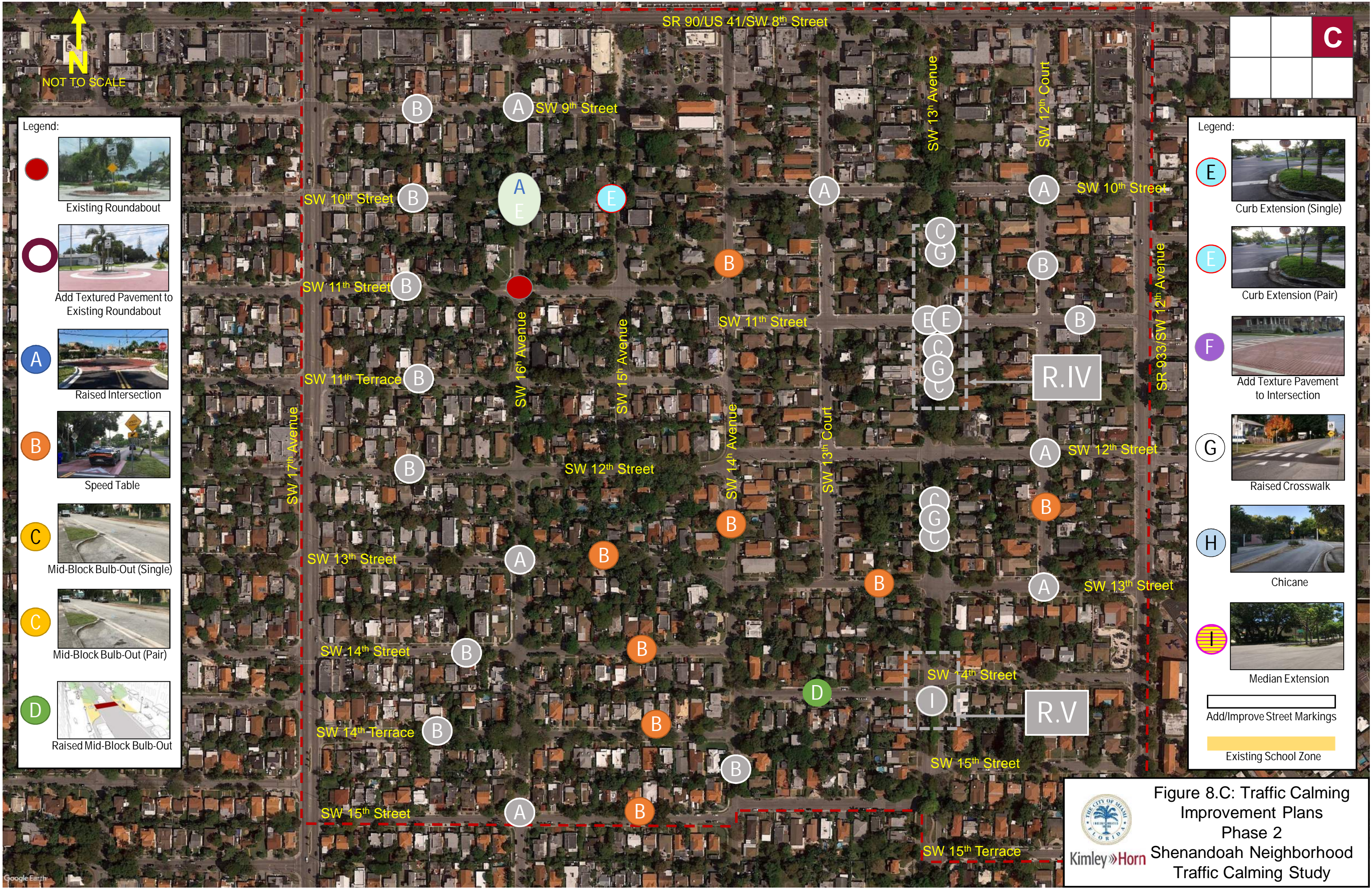
-  Curb Extension (Single)
-  Curb Extension (Pair)
-  Add Texture Pavement to Intersection
-  Raised Crosswalk
-  Chicane
-  Median Extension
-  Add/Improve Street Markings
-  Existing School Zone

	<b>B</b>	



 **Figure 8.B: Traffic Calming Improvement Plans Phase 2 Shenandoah Neighborhood Traffic Calming Study**  








↑  
N  
NOT TO SCALE

		C

- Legend:
- Existing Roundabout
  - Add Textured Pavement to Existing Roundabout
  - Raised Intersection
  - Speed Table
  - Mid-Block Bulb-Out (Single)
  - Mid-Block Bulb-Out (Pair)
  - Raised Mid-Block Bulb-Out

- Legend:
- Curb Extension (Single)
  - Curb Extension (Pair)
  - Add Texture Pavement to Intersection
  - Raised Crosswalk
  - Chicane
  - Median Extension
  - Add/Improve Street Markings
  - Existing School Zone

 **Figure 8.C: Traffic Calming Improvement Plans Phase 2 Shenandoah Neighborhood Traffic Calming Study**  


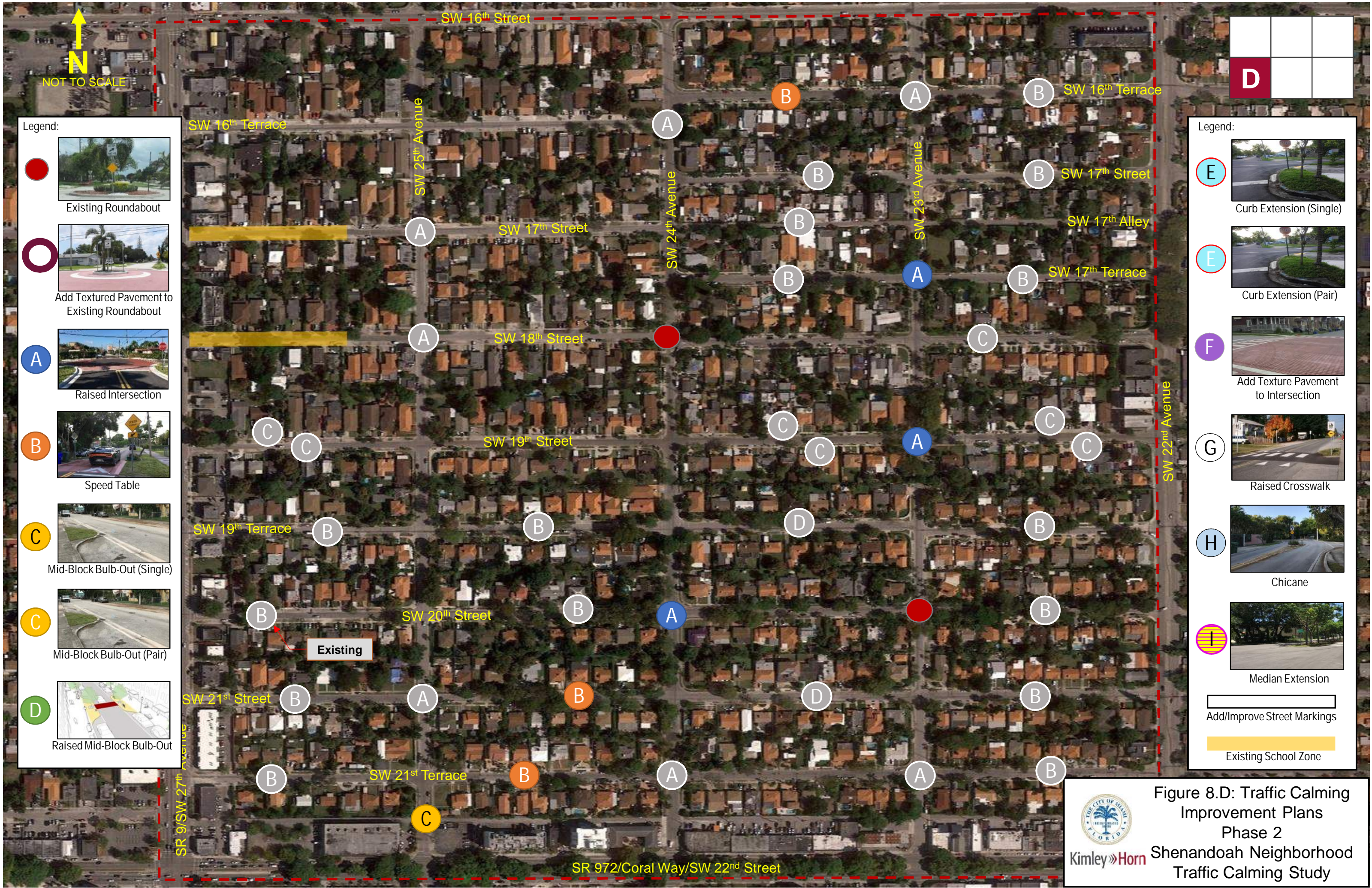




Legend:

- Existing Roundabout
- Add Textured Pavement to Existing Roundabout
- Raised Intersection
- Speed Table
- Mid-Block Bulb-Out (Single)
- Mid-Block Bulb-Out (Pair)
- Raised Mid-Block Bulb-Out

Legend:

- Curb Extension (Single)
- Curb Extension (Pair)
- Add Texture Pavement to Intersection
- Raised Crosswalk
- Chicane
- Median Extension
- Add/Improve Street Markings
- Existing School Zone





 **Figure 8.D: Traffic Calming Improvement Plans Phase 2 Shenandoah Neighborhood Traffic Calming Study**  


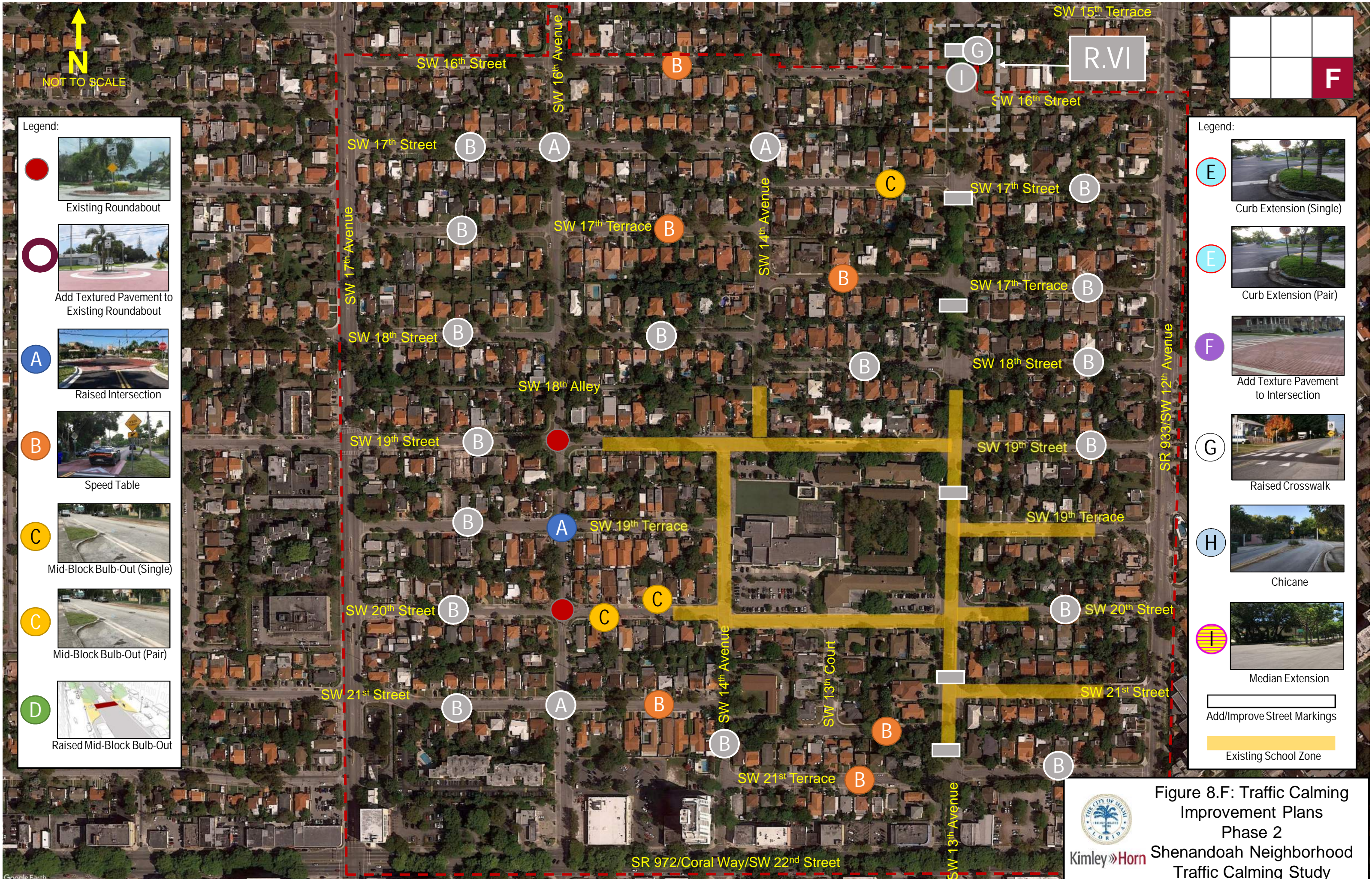


↑  
N  
NOT TO SCALE

- Legend:
- Existing Roundabout
  - Add Textured Pavement to Existing Roundabout
  - Raised Intersection
  - Speed Table
  - Mid-Block Bulb-Out (Single)
  - Mid-Block Bulb-Out (Pair)
  - Raised Mid-Block Bulb-Out

- Legend:
- Curb Extension (Single)
  - Curb Extension (Pair)
  - Add Texture Pavement to Intersection
  - Raised Crosswalk
  - Chicane
  - Median Extension
  - Add/Improve Street Markings
  - Existing School Zone




**Figure 8.E: Traffic Calming Improvement Plans Phase 2**  
 Shenandoah Neighborhood Traffic Calming Study  


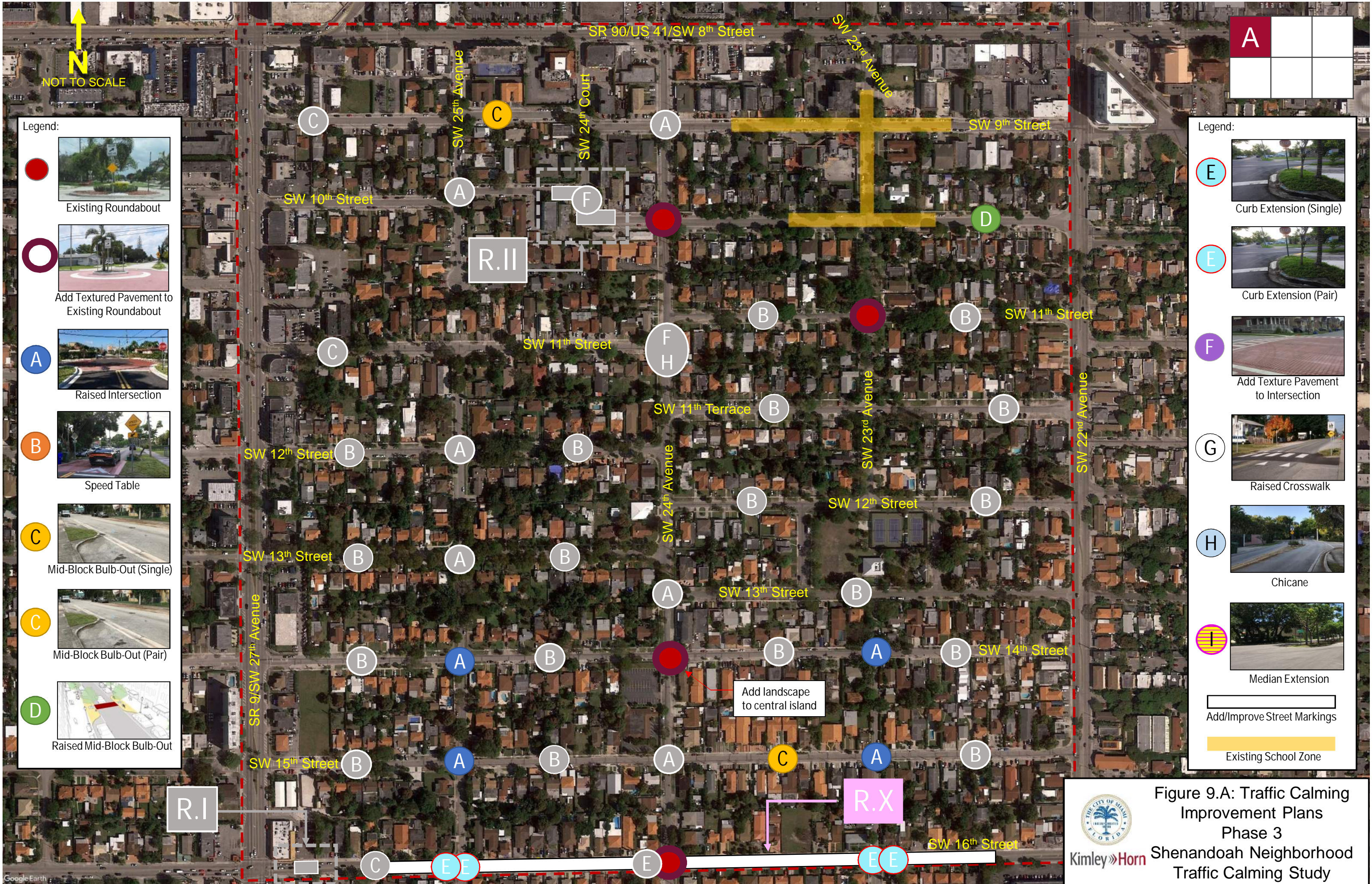


- Legend:
- Existing Roundabout
  - Add Textured Pavement to Existing Roundabout
  - Raised Intersection
  - Speed Table
  - Mid-Block Bulb-Out (Single)
  - Mid-Block Bulb-Out (Pair)
  - Raised Mid-Block Bulb-Out

- Legend:
- Curb Extension (Single)
  - Curb Extension (Pair)
  - Add Texture Pavement to Intersection
  - Raised Crosswalk
  - Chicane
  - Median Extension
  - Add/Improve Street Markings
  - Existing School Zone

		F










**Figure 8.F: Traffic Calming Improvement Plans Phase 2**  
 Shenandoah Neighborhood Traffic Calming Study  






Legend:

-  Existing Roundabout
-  Add Textured Pavement to Existing Roundabout
-  Raised Intersection
-  Speed Table
-  Mid-Block Bulb-Out (Single)
-  Mid-Block Bulb-Out (Pair)
-  Raised Mid-Block Bulb-Out

Legend:

-  Curb Extension (Single)
-  Curb Extension (Pair)
-  Add Texture Pavement to Intersection
-  Raised Crosswalk
-  Chicane
-  Median Extension
-  Add/Improve Street Markings
-  Existing School Zone


**Figure 9.A: Traffic Calming Improvement Plans Phase 3 Shenandoah Neighborhood Traffic Calming Study**  


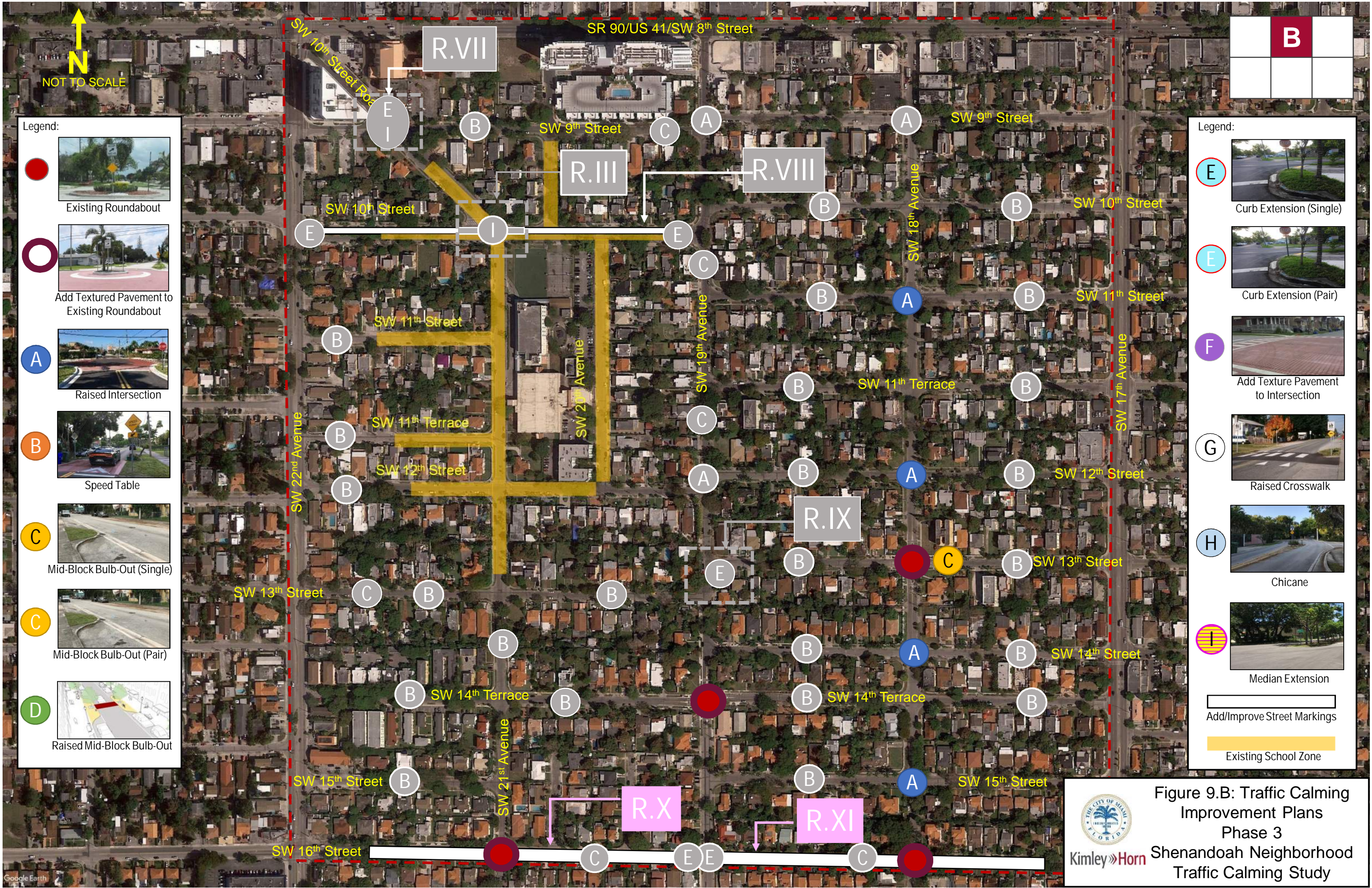




Legend:

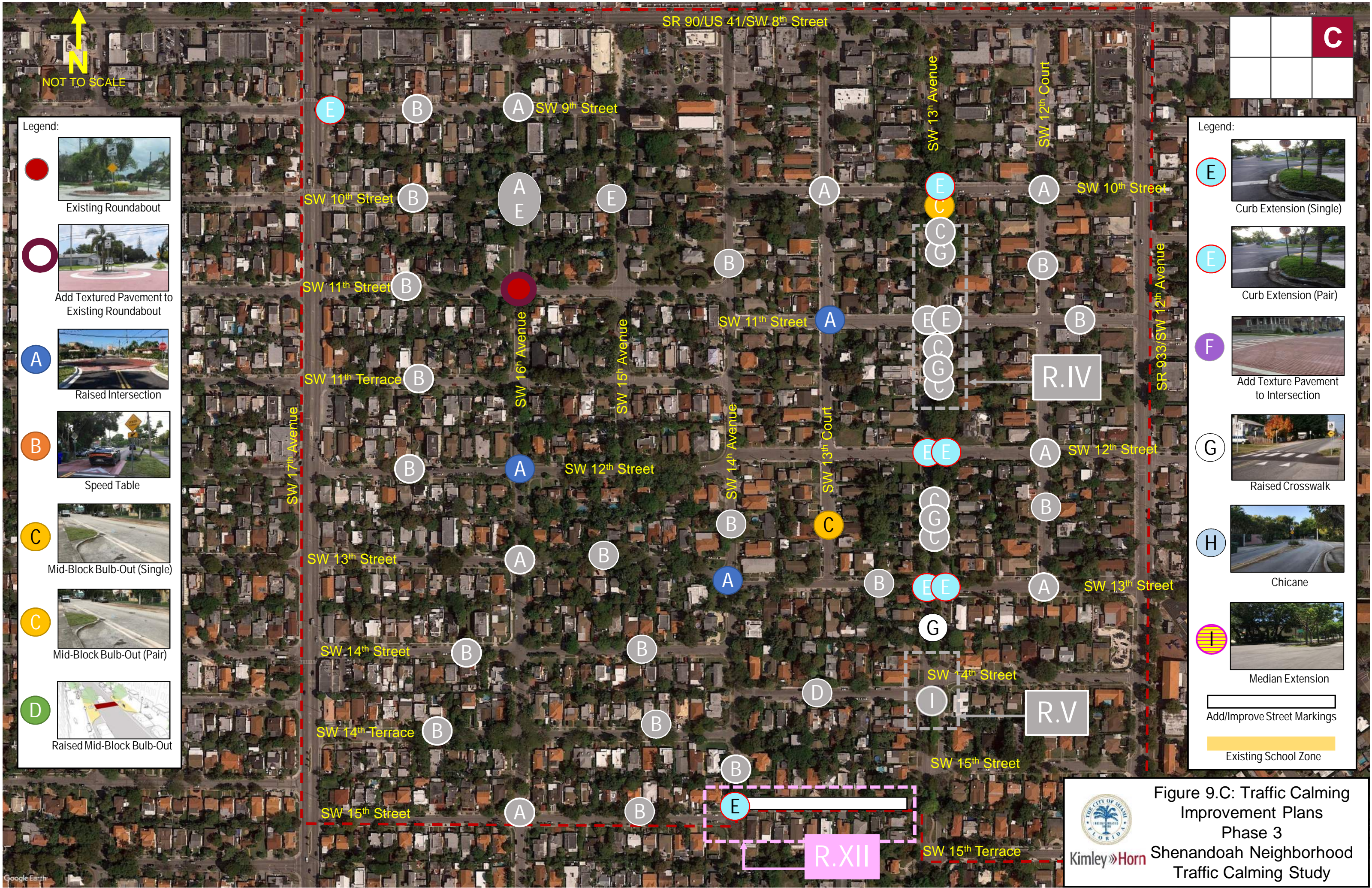
- Existing Roundabout
- Add Textured Pavement to Existing Roundabout
- Raised Intersection
- Speed Table
- Mid-Block Bulb-Out (Single)
- Mid-Block Bulb-Out (Pair)
- Raised Mid-Block Bulb-Out

Legend:

- Curb Extension (Single)
- Curb Extension (Pair)
- Add Texture Pavement to Intersection
- Raised Crosswalk
- Chicane
- Median Extension
- Add/Improve Street Markings
- Existing School Zone











 **Figure 9.B: Traffic Calming Improvement Plans Phase 3 Shenandoah Neighborhood Traffic Calming Study**  






Legend:

-  Existing Roundabout
-  Add Textured Pavement to Existing Roundabout
-  Raised Intersection
-  Speed Table
-  Mid-Block Bulb-Out (Single)
-  Mid-Block Bulb-Out (Pair)
-  Raised Mid-Block Bulb-Out








Legend:

-  Curb Extension (Single)
-  Curb Extension (Pair)
-  Add Texture Pavement to Intersection
-  Raised Crosswalk
-  Chicane
-  Median Extension
-  Add/Improve Street Markings
-  Existing School Zone










**Figure 9.C: Traffic Calming Improvement Plans Phase 3**  
 Shenandoah Neighborhood Traffic Calming Study  


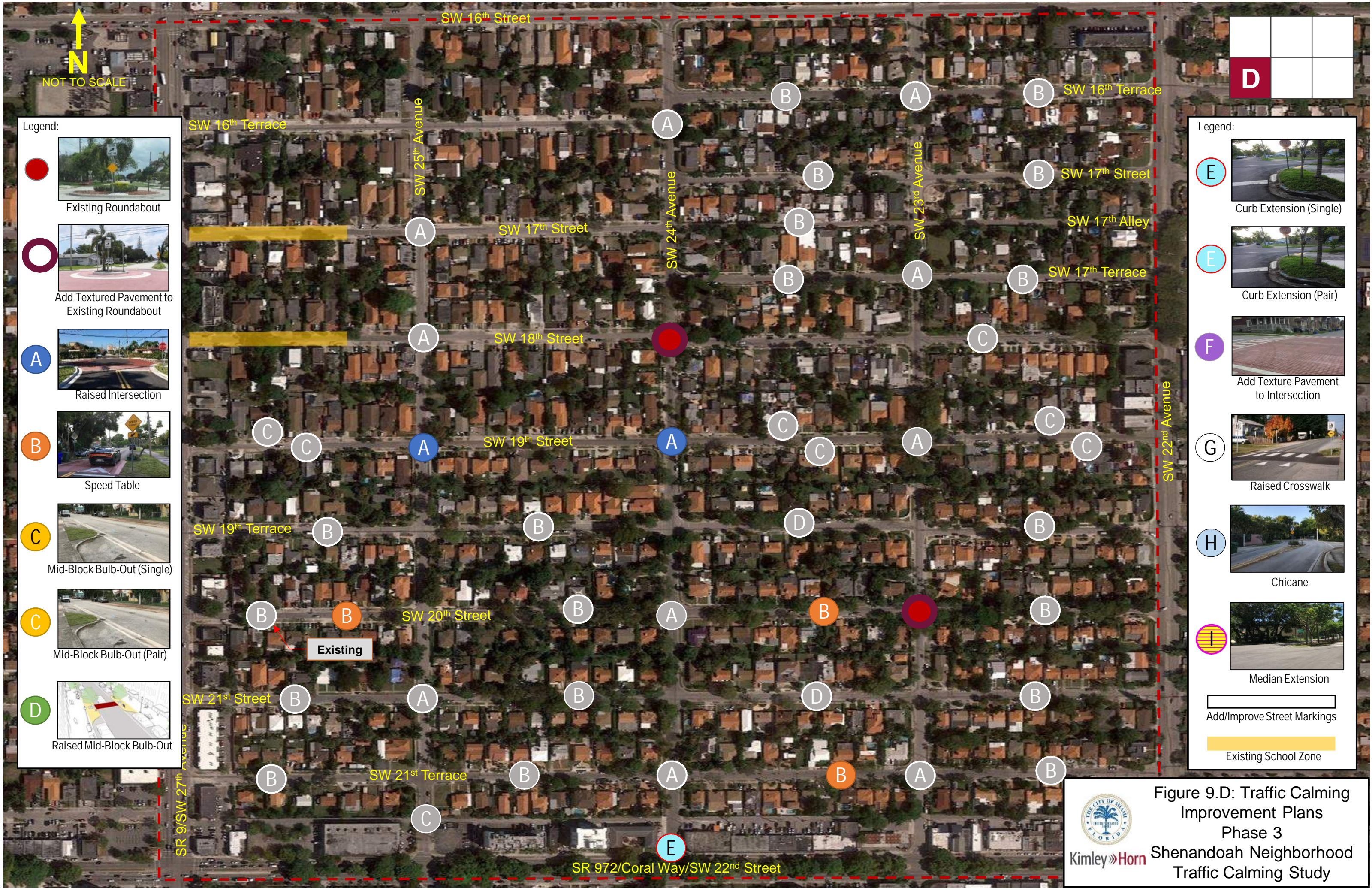


Legend:

-  Existing Roundabout
-  Add Textured Pavement to Existing Roundabout
-  Raised Intersection
-  Speed Table
-  Mid-Block Bulb-Out (Single)
-  Mid-Block Bulb-Out (Pair)
-  Raised Mid-Block Bulb-Out

Legend:

-  Curb Extension (Single)
-  Curb Extension (Pair)
-  Add Texture Pavement to Intersection
-  Raised Crosswalk
-  Chicane
-  Median Extension
-  Add/Improve Street Markings
-  Existing School Zone




  
Kimley»Horn

Figure 9.D: Traffic Calming Improvement Plans Phase 3 Shenandoah Neighborhood Traffic Calming Study






Legend:

- Existing Roundabout
- Add Textured Pavement to Existing Roundabout
- Raised Intersection
- Speed Table
- Mid-Block Bulb-Out (Single)
- Mid-Block Bulb-Out (Pair)
- Raised Mid-Block Bulb-Out

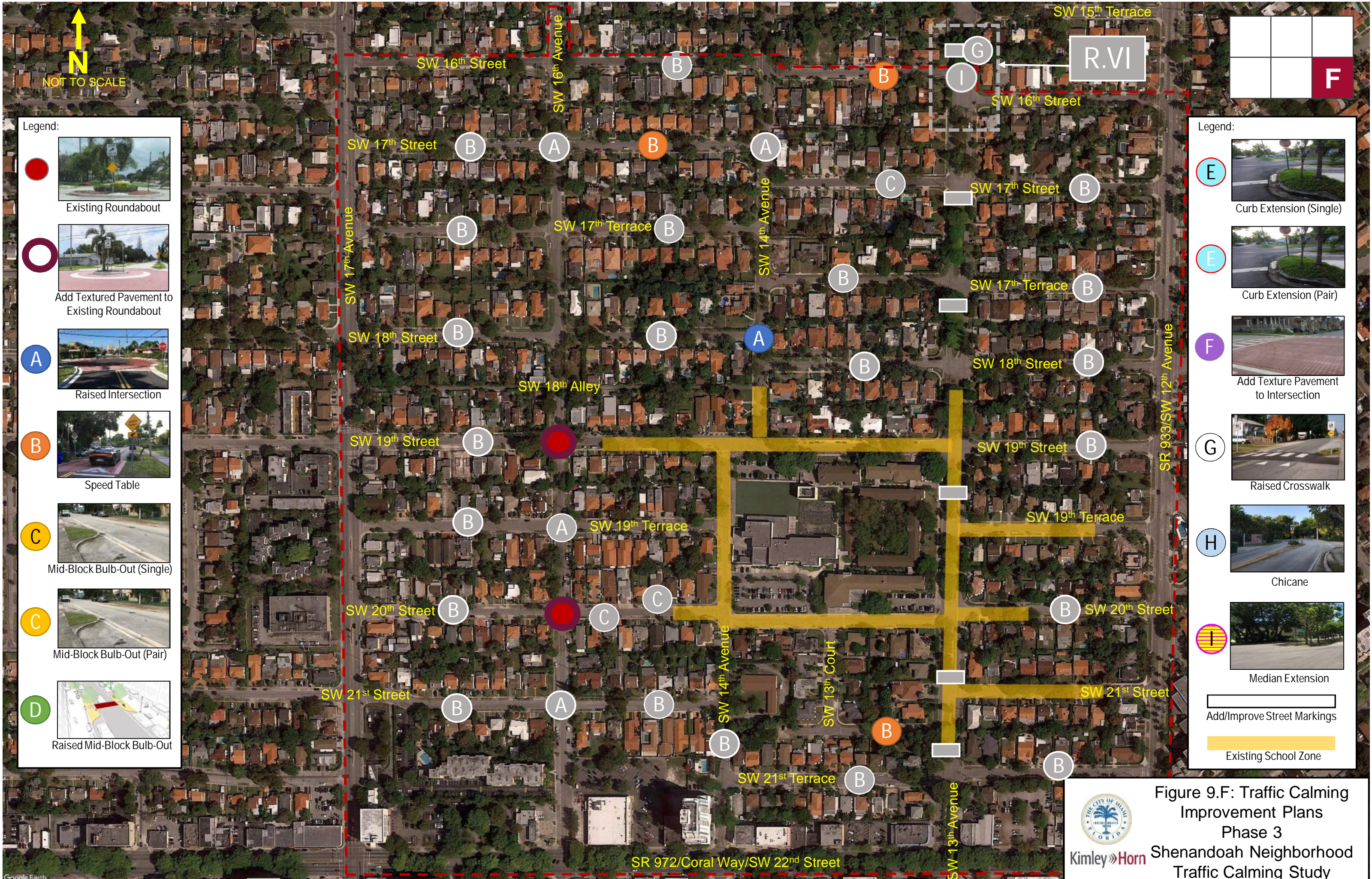
Legend:


- Curb Extension (Single)
- Curb Extension (Pair)
- Add Texture Pavement to Intersection
- Raised Crosswalk
- Chicane
- Median Extension
- Add/Improve Street Markings
- Existing School Zone

















 **Figure 9.E: Traffic Calming Improvement Plans Phase 3**  
Shenandoah Neighborhood Traffic Calming Study





- Legend:
-   Existing Roundabout
  -   Add Textured Pavement to Existing Roundabout
  -   Raised Intersection
  -   Speed Table
  -   Mid-Block Bulb-Out (Single)
  -   Mid-Block Bulb-Out (Pair)
  -   Raised Mid-Block Bulb-Out

- Legend:
-   Curb Extension (Single)
  -   Curb Extension (Pair)
  -   Add Texture Pavement to Intersection
  -   Raised Crosswalk
  -   Chicane
  -   Median Extension
  -  Add/Improve Street Markings
  -  Existing School Zone



Kimley»Horn

Figure 9.F: Traffic Calming Improvement Plans Phase 3 Shenandoah Neighborhood Traffic Calming Study

Planning Level Cost Estimate

Planning level cost estimates for the proposed improvements were developed based on cost data provided by the City of Miami’s CIP and are presented in Table 4. Cost estimates are provided for each of the six (6) zones and each of the four (4) improvement phases. Appendix D contains detailed planning level cost estimate calculations.

Table 4: Cost Estimates					
Zone	Phase 0	Phase 1	Phase 2	Phase 3	Total
A	\$220,000	\$752,500	\$145,000	\$880,000	\$1,997,500
B	\$45,000	\$756,000	\$247,500	\$712,500	\$1,761,000
C	\$30,000	\$1,070,000	\$310,000	\$595,000	\$2,005,000
D	\$80,000	\$1,012,500	\$357,500	\$407,500	\$1,857,500
E	\$85,000	\$765,000	\$287,500	\$530,000	\$1,667,500
F	\$90,000	\$492,500	\$227,500	\$295,000	\$1,105,000
Total	\$550,000	\$4,848,500	\$1,575,000	\$3,420,000	\$10,393,500

## CONCLUSIONS AND RECOMMENDATIONS

The objective of this study was to assess traffic conditions within the Shenandoah neighborhood generally bounded by SR 90/US 41/SW 8<sup>th</sup> Street to the north, SR 972/Coral Way/SW 22<sup>nd</sup> Street to the South, SR 933/SW 12<sup>th</sup> Avenue to the east, and SR9/SW 27<sup>th</sup> Avenue to the west and to determine if improvements are necessary to reduce negative effects of traffic, alter driver behavior, and improve safety.

The analysis of traffic data for the Shenandoah neighborhood demonstrated that many neighborhood roadways exceed livability thresholds established by the *Miami-Dade Neighborhood Traffic Management Program*.

A detailed analysis of traffic volumes identified cut-through patterns within the neighborhood. Cut-through travel patterns within the neighborhood were generally north to south and west to east during the A.M. peak period, and south to north and east to west during the P.M. peak period. Cut-through traffic primarily traveled on SW 13<sup>th</sup> Avenue, SW 14<sup>th</sup> Avenue, SW 16<sup>th</sup> Avenue, SW 18<sup>th</sup> Avenue, SW 19<sup>th</sup> Avenue, SW 21<sup>st</sup> Avenue, SW 24<sup>th</sup> Avenue, SW 25<sup>th</sup> Avenue, SW 9<sup>th</sup> Street, SW 12<sup>th</sup> Street, SW 13<sup>th</sup> Street, SW 17<sup>th</sup> Street, SW 19<sup>th</sup> Street, SW 21<sup>st</sup> Street, and SW 21<sup>st</sup> Terrace during the A.M. and P.M. peak periods.

The vehicle speed data demonstrates that the average speeds traveled by motorists on the residential local streets within the neighborhood are generally lower than the posted speed limit of 30 mph. The 85<sup>th</sup> percentile speeds demonstrates that some motorists travel more than 5 mph above than the posted speed limit along SW 16<sup>th</sup> Street, SW 16<sup>th</sup> Terrace, SW 21<sup>st</sup> Street, and SW 21<sup>st</sup> Terrace.

Traffic calming treatments were identified in a four-phased improvement plan to reduce traffic volumes and speeds along local residential roadways by reducing the timesaving benefit of using the neighborhood roadways as a cut-through. These improvements include raised intersections, speed tables, mid-block bulb-outs, curb extensions, textured pavement, raised crosswalks, chicanes, and median extensions.

A planning level cost estimate indicates that the improvements included in Phase 0 will cost approximately \$550,000, the improvements included in Phase 1 will cost approximately \$4,848,500, the improvements included in Phase 2 will cost approximately \$1,575,000, and the improvements included in Phase 3 will cost approximately \$3,420,000.

## **Appendix A**

### Stakeholder Kick-Off Meeting Notes

## Shenandoah Neighborhood Traffic Calming Study Kick-Off Meeting April 9, 2018

The stakeholder kick-off meeting for the Shenandoah Neighborhood Traffic Calming Study was held on April 9, 2018 at Shenandoah Park (1800 SW 21<sup>st</sup> Avenue, Miami, Florida 33145). The attendees of the meeting were:

- Commissioner Manolo Reyes, District 4
- Alejandro Servalli, Office of the Mayor
- Sandra Harris, City of Miami Office of Transportation Management
- Natasha Wade, City of Miami Office of Transportation Management
- Adrian Dabkowski, P.E., PTOE, Kimley-Horn and Associates, Inc.
- Omar Kanaan, P.E., Kimley-Horn and Associates, Inc.
- Seth Littlejohn, EIT, Kimley-Horn and Associates, Inc.
- Eli Perez, Kimley-Horn and Associates, Inc.
- Neighborhood Stakeholders (Please refer to Attachment A for the sign-in sheet)

### Meeting Overview

To begin the traffic calming segment of the neighborhood meeting, Kimley-Horn presented an introduction and overview of the study area and process. The introduction included a description of the study limits, process and objectives. Stakeholders then identified various transportation concerns within the Shenandoah neighborhood and surrounding areas. Their concerns are summarized below.

### Shenandoah Neighborhood Traffic Calming Concerns

- As per stakeholders' indication, speeding is frequently observed along the following segments:
  - SW 22<sup>nd</sup> Avenue (especially since on-street parking was removed)
  - SW 21<sup>st</sup> Avenue between SW 16<sup>th</sup> Street and SW 20<sup>th</sup> Street
  - SW 20<sup>th</sup> Street between SW 13<sup>th</sup> Avenue and SW 14<sup>th</sup> Avenue (in front of school)
  - SW 13<sup>th</sup> Avenue between SW 8<sup>th</sup> Street and Coral Way/SW 22<sup>nd</sup> Street
- Residents voiced concern regarding speeding and safety around Shenandoah Middle School (1950 SW 19<sup>th</sup> Street, Miami, FL 33145), Shenandoah Elementary School (1023 SW 21<sup>st</sup> Avenue, Miami, FL 33135), and Coral Way K-8 Bilingual Center (1950 SW 13<sup>th</sup> Avenue, Miami, FL, 33145).
  - It was discussed that the County typically does not allow traffic calming treatments in school zones or next to hospitals
- Stakeholders indicated that vehicle crashes are frequent in the neighborhood. A recent crash at the intersection of SW 25<sup>th</sup> Avenue & SW 21<sup>st</sup> Street, which resulted in a fatality, was presented as an example.
- As per stakeholders' indication, cut-through traffic is frequently observed along the following segments:
  - SW 20<sup>th</sup> Street between SW 27<sup>th</sup> Avenue and SW 22<sup>nd</sup> Avenue
  - SW 17<sup>th</sup> Street between SW 27<sup>th</sup> Avenue and SW 22<sup>nd</sup> Avenue
  - SW 21<sup>st</sup> Street SW 27<sup>th</sup> Avenue and SW 17<sup>th</sup> Avenue
  - SW 19<sup>th</sup> Avenue between SW 8<sup>th</sup> Street and Coral Way/SW 22<sup>nd</sup> Street
  - SW 21<sup>st</sup> Avenue between SW 10<sup>th</sup> Street and Coral Way/SW 22<sup>nd</sup> Street
  - SW 24<sup>th</sup> Terrace between SW 27<sup>th</sup> Avenue and SW 22<sup>nd</sup> Avenue
    - Note that SW 24<sup>th</sup> Terrace is located outside of the study area

- Stakeholders indicated that the median along SW 27<sup>th</sup> Avenue is very inconsistent with regards to left-turns. Left-turns are not allowed on SW 12<sup>th</sup> Street, SW 13<sup>th</sup> Street and SW 15<sup>th</sup> Street, which creates excessive traffic on SW 14<sup>th</sup> Street.
- Residents explained that, due to design flaws, existing roundabouts along SW 23<sup>rd</sup> Avenue and SW 24<sup>th</sup> Avenue are not properly working. The intersections of SW 24<sup>th</sup> Avenue & SW 16<sup>th</sup> Street and SW 24<sup>th</sup> Avenue & SW 18<sup>th</sup> Street are of special concern. It was also discussed that these roundabouts were part of a 2005 traffic calming plan. Additionally, it was discussed that the City of Miami is in process of implementing speed tables with a 5-inch height. This results in slowing passenger vehicles while minimally impacting emergency vehicles.
- Sight distance issues were mentioned at the intersection of SW 14<sup>th</sup> Avenue and SW 12<sup>th</sup> Street.

**Additional Transportation Concerns**

- Residents expressed concerns with the intersection of SW 8<sup>th</sup> Street and SW 17<sup>th</sup> Avenue. According to residents, illegal turns and speeding are often observed at this intersection.
- Stakeholders voiced concerns over the design and placement of the Southeast driveway of *El Palacio de Los Jugos*. According to residents, traffic entering the driveway often backs-up and affects operations along SW 16<sup>th</sup> Street.
- Vehicles travel in the wrong direction along SW 8<sup>th</sup> Street near SW 22<sup>nd</sup> Avenue due to the lack of proper signage indicating a one-way roadway.
- On-street parking on both sides of some streets does not allow for two-way traffic. One-way streets should be considered.
- Additional roundabouts within the neighborhood would slow traffic down. However, larger streets should be planted in the center island.
- More trees should be planted on SW 17<sup>th</sup> Avenue and SW 22<sup>nd</sup> Avenue.
- SW 16<sup>th</sup> Terrace is used to avoid roundabouts on SW 16<sup>th</sup> Street.

**Miscellaneous Discussions**

The following table summarizes miscellaneous questions, discussions and stakeholder concerns and preliminary responses provided by the City and/or Kimley-Horn.

Concern/Question/Comment	Preliminary Response
Traffic calming is not allowed in school zones, are there any alternatives to diminish speeding on these zones?	The study will consider various approaches for school zones and roads surrounding parks, such as one-way street conversions and textured pavement.
Speed tables used in the past deteriorate quickly. How will this be avoided in the neighborhood?	It has been observed that the best speed tables are approximately 5 inches high, which slows down passenger cars but allows emergency vehicles to travel with ease.
How will the City deal with traffic calming petitions brought-up by residents that do not want a specific traffic calming device on their street?	By Miami-Dade County code, petitions are part of the approval process. Resident concerns will be accommodated and resolved as possible.
Will law enforcement be part of the implementation process?	Law enforcement will not be directly involved during implementation. The study consists of considering and recommending physical changes to roadways.
How can outreach be improved to receive feedback from as many residents as possible?	Extensive outreach has been done. To improve level of feedback the City will post study information on Twitter.

Additional resident input was provided by comment cards and a spreadsheet with resident concerns was provided by the neighborhood homeowners’ association. This information is contained in Attachment B.

**Attachment A**  
Sign-In Sheet





City of Miami  
Shenandoah Neighborhood Traffic Calming Study  
Kick-Off Meeting  
April 9, 2018

Shenandoah Park  
1800 SW 21<sup>st</sup> Avenue  
Miami Florida 33145

Kimley»Horn

NAME	Address	PHONE	E-MAIL
Vivian Guzman	2499 SW 20 St	305 401-6069	vguzman1120@gmail.com
EDDIE MORALES	1900 SW 11 St	on file	on file
Joe Perkins	2150 SW 17 <sup>th</sup> St	<del>305</del> " "	Joe@Vote-Joe.com
Lindsay Corrales	2262 SW 18 <sup>th</sup> St	305 490 4670	lindsayecorrales@gmail.com
Kevin Corrales	2262 SW 18 St	305 439-4548	splitplug@gmail.com
RAMÓN GRANDE	2131 SW 16 St	305-200-9402	GRANDERAMON@AOL.com
Diana Freire	2131 SW 16 ST	305-305-4019	Dianafreire35@yahoo.com
Julian Eduardo Santos	527 SW 5 <sup>th</sup> St APT 6 Miami	(321) 804-1618	JULIAN.EDUARDO.SANTOS@GMAIL.COM
JEAN TERROD	1868 SW-17 TERR MIAMI, FL 33145	305 8564623	Jkperrod@aol.com



City of Miami  
Shenandoah Neighborhood Traffic Calming Study  
Kick-Off Meeting  
April 9, 2018

Shenandoah Park  
1800 SW 21<sup>st</sup> Avenue  
Miami Florida 33145

Kimley»Horn

NAME	Address	PHONE	E-MAIL
CARLOS ARELLANO	1421 SW 13 <sup>th</sup> ST Miami FL 33145	786 853-7700	Carlo.raul.arellano@gmail.com
GRANAME & LINDA MENAGE	1636 SW 18 <sup>th</sup> ST 33145	678-230-4033	GK MENAGE@GMAIL.COM
Jorge FERNANDEZ YASSER RANCE	1976 SW 17 <sup>th</sup> terrace Miami FL 33145	305-216-0237	jofernandez1980@gmail.com
KIKI MUTIS	2153 SW 17 <sup>th</sup> ST MIAMI 33145	305 213 8944	kikimutis@hotmail.com
BALAZS VANDER	" "	954 554 3090	Balu_vander@hotmail.com
ERNIE BETO	2425 SW 21 <sup>ST</sup>		
LOUIS MARTOS	1721 SW 11 <sup>ST</sup> MIAMI FL 33135	312-420-1588	LOUMARTOS@GMAIL.COM
ESODY MACHADO	2552 SW 18 <sup>ST</sup>	786-205-2818	emach0221@gmail.com
MADELEINE ALVAREZ GEORGINA VALDES	2484 SW 19 <sup>TH</sup> TERR	305-608-7053 305-431-2473	madeleinealvarez@aol.com



City of Miami  
Shenandoah Neighborhood Traffic Calming Study  
Kick-Off Meeting  
April 9, 2018

Shenandoah Park  
1800 SW 21<sup>st</sup> Avenue  
Miami Florida 33145

Kimley»Horn

NAME	Address	PHONE	E-MAIL
Esther Alonso-Luft			emluft2@gmail.com
DANUSA DUDEK	2025 SW 21 <sup>st</sup> St	954.842.0061	DANUSIA.DUDEK@GMAIL.COM
MERCY LAMAZAIES	2110 SW 13 St.	305-856-9616	planlamn23@gmail.com
JORGE VAZQUEZ Robert Martinez	2249 SW 11 St	305-761-6595	MRJORGEV@gmail.com
Eddy Machado	2552 SW 18 St	786-205-2818	emach0221@gmail.com
SUZANNE NASCA	2323 SW 14 Ave	305-854 4559	Sunasca@aol.com
Jennifer Belbusti	1310 SW 20 St	786-390-3640	jbelbusti@hotmail.com
Darren Kostki	1320 SW 20 <sup>th</sup> St.	786-346-3618	dkostki@wplg.com
Yolanda Abrams	2100 Coral Way, 704	3.860.7119	yolanda.abrams@myflorida.house.gov



City of Miami  
Shenandoah Neighborhood Traffic Calming Study  
Kick-Off Meeting  
April 9, 2018

Shenandoah Park  
1800 SW 21<sup>st</sup> Avenue  
Miami Florida 33145

Kimley»Horn

NAME	Address	PHONE	E-MAIL
Charles Loreda	1004 SW 16 Ave	786-301-5334	c13012@aol.com
David Winker	2222 SW 17 <sup>th</sup> St	305 801 8700	djwmi@gmail.com
Chris Mullin	1724 SW 22 <sup>nd</sup> Ave	546 580 6514	gfortopher@gmail.com
Anna Neill	2499 SW 20 <sup>th</sup> St	858-699-4538	annatneill@gmail.com
Michael Aleman	2241 SW 28 St		Michael.Aleman@HotMail.com
George Marzouka	2500 SW 21 <sup>st</sup> St	776-853-0129	gmarzouka@gmail.com
Claudia Martinez	2800 SW 2 <sup>nd</sup> St.	786 512 3386	comp77@gmail.com
Randy Kopp	2300 Coral Way	305-858-7310	
John Siddons	1169 SW 23 Ave 33135	570 241 2212	JSiddons1@gmail.com



City of Miami  
Shenandoah Neighborhood Traffic Calming Study  
Kick-Off Meeting  
April 9, 2018

Shenandoah Park  
1800 SW 21<sup>st</sup> Avenue  
Miami Florida 33145

Kimley»Horn

NAME	Address	PHONE	E-MAIL
Jim Murley	1850 SW 21 <sup>st</sup> St Miami 33145	305-568-4881	Jcmurley@moremurley@gmail.com
Jorge Valdes	2600 SW 3AVE #302 MIAMI, FL 33129	9.931.2206	jorgev@lenzo.org
Lisana Perez	2100 Colm way Miami, FL 33145	305-854-0365	Perez.Lisana@floridate.gov
THOMPSON DAVIS	1610 SW 16 AV 33145	646-671-2444	TBDAVIS3@GMAIL
Cesar Cano	2534 SW 26 st.	786-663- 5605	lomononlime@ hotmail.com
SUZANNE NASCA	2323 SW 14 Ave	305-854- 4559	Sunasca@ AOL.COM

## **Attachment B**

Additional Stakeholder Input

**RESIDENT COMMENT CARD INPUT**

Name	Statement
Eddy Machado	We need traffic circles, speed bumps and or close area of like Coral Gate
Mercy Lamazares	Remove parking from roundabout at SW 13th Street and SW 18th Avenue
John Siddons	No one stops at the stop sign at SW 23rd Avenue and SW 12th Street, massive speeding problem at Bryan Park from SW 22nd Avenue to SW 24th Avenue on SW 12th Street and SW 13th Street
Danusia Dudek	Please look ASAP to SW 21st Street from SW 17th Avenue to SW 22nd Avenue. There is no speed bump in between and people are speeding enormously! The school is one block away, kids are all around and we are heading for a tragedy. Please note: there are no trees on SW 21st Street and people driving towards Coral Gate in the AM are blinded!
Carlos Arelland	SW 13th Avenue and SW 14th Avenue street curves, would be great to get speed bumps and traffic circle or traffic moon
David Winker	SW 22nd Avenue between SW 16th Street and Coral Way is a nightmare for kids crossing east to get to Shenandoah Park
Georgina Valdes	Speeding traffic on SW 25th Avenue between Coral Way and SW 16th Street. High speeds, various accidents including death. Important!
Madeliene Alvarez	SW 21st Terrace between SW 22nd Avenue and SW 27th Avenue needs speed bumps of other devices. Intersection is very dangerous
Louis Martos	Speeding on my block (SW 11th Street) and on SW 17th Avenue. Cars use SW 11th Street to cut through traffic daily often at high speeds making it unsafe for children
Louis Martos	The intersection of SW 10th Street and SW 21st Avenue would benefit from a traffic circle. This intersection is very dangerous for kids to cross
Graham Menage	Speed bumps now please on SW 18th Street between SW 14th Avenue and SW 17th Avenue
Linda Menage	Concerned that the length of the process will not address immediate dangers presented by the speeding heavy traffic. Also, the staged process could make the sections waiting for resolution to get worse and more dangerous in the interim. This is serious public safety issue
Suzanne Nasca	Looking for traffic calming circle at SW 23rd Street and SW 14th Avenue between SW 3rd Avenue and Coral Way. We have serious north/south
Darren Koski	Would like to see speed bumps at traffic circles to alleviate the speeding through the neighborhoods around Coral Way and school
Lindsay Corrales	Speed limit on SW 22nd Avenue is too high and sidewalks are too close to street. Roundabout design should be studied because people frequently drive over them and destroy trees/other vegetation. City needs to do a better job of advertizing these kind of public meeting
Kevin Corrales	Traffic circle on SW 24th Avenue and SW 18th Street needs to have raised curbing. Speed on SW 22nd Avenue too high 35 or lower.
George Marzouka	Several accidents at SW 25th Avenue and SW 21st Street, include police data with your study data. 7-10 cars run the stop sign at SW 25th Avenue and SW 21st Street. If you contact me, I can send you the data I have.
Anna Neill	We are locate at the intersection of SW 20th Street and SW 25th Avenue. There is a tremendous amount of cut-through traffic that travels very fast (and largely ignores stop signs). These cars are avoiding the intersection/lights ar SW 27th Avenue and Coral Way, but they ..
Michael Aleman	Need to slow traffic between SW 27th Avenue and SW 22nd Avenue on SW 20th Street
Charles Loreda	All straight through streets from SW 8th Street to Coral Way and east to west cross streets
Balaza Vador	Please consider one-ways around schools and parks. I support speed bumps/tables at all 4-way stop. Parking too close to corners also a safety problem - suggest painting stripes. (diagram included)
Kiki Mutis	Interssection of SW 17th Street and SW 21st Avenue. Traffic going north or south go very fast because people park on SW 21st Avenue hard to turn north or south
Chris Mullin	Ask google for data, comeup with an app to get data from people who live here
John Perrod	Please start putting some traffic bumps soon. We have been talking about that for too many years!
Jim Murley	SW 19th Avenue recieves considerable traffic because it is one of few non-arterials that connects SW 8th Street to US 1. New traffic circles have helped. Most impportant issue is the intersection of SW 19th Avenue and US 1 (not in study area). Traffic signage and intersection construction not clear on whether can turn left/north on US 1.

Stakeholder Submitted Concerns

Cross Streets	Topic	Stakeholder Suggestions/Requests
Traffic Calming Concerns:		
SW 20th Street between SW 13th Avenue and SW 15th Avenue	Speeding	Speed Tables
SW 10th Street between SW 17th Avenue and SW 19th Avenue	Speeding	Speed Tables
SW 21st Terrace between SW 22nd Avenue and SW 27th Avenue	Speeding	Stop cars from rolling through Stop Signs
General Comment	Speeding	Speed Tables
SW 12th Street and SW 17th Streets between SW 21st Avenue	Speeding	Speed Tables
SW 14th Street between SW 25th Avenue and SW 27th Avenue	Speeding	Speed Tables
1600 block SW 18th Street	Speeding	Speed Tables
SW 17th Avenue, SW 22nd Avenue, and SW 27th Avenue, between SW 8th Street and SW 16th Street, SW 25th Avenue to SW 27th Avenue	Speeding	Speed Tables
Area Adjacent to Shenandoah Elementary School	Speeding	
SW 19th Street between SW 21st Avenue and SW 22nd Avenue	Speeding	Speed Tables
SW 13th Avenue/Cuban Memorial	Speeding	General traffic calming
SW 20th Street between SW 12th Avenue and SW 13th Avenue	Speeding	Speed Tables
SW 19th Avenue and SW 13th Street	Speeding	Traffic Circle and Speed Bumps
SW 10th Street and SW 18th Avenue	Speeding	Speed Tables
SW 20th Street and SW 25th Avenue	Speeding	Speed Tables and one-way street during peak hours
SW 13th Avenue around Cuban Memorial	Speeding	
SW 14th Street between SW 27th Avenue and SW 25th Avenue		Signs, Speed Bumps, Police enforcement
SW 18th Avenue and SW 17th Street	Speeding	Traffic Circle
SW 13th Avenue around Cuban Memorial	Speeding	Speed Tables and Rumple strips
SW 20th Street between SW 14th Avenue and SW 17th Avenue	Speeding	Road width reduction, no thru signs, enhanced roundabouts
SW 20th Street between SW 14th Avenue and SW 17th Avenue	Traffic Bottlenecks	Traffic Circle
SW 9th Street between SW 16th Avenue and SW 17th Avenue	Speeding	Speed tables or sign preventing turning to avoid signal at SW 17th Avenue and SW 8th Street. More police enforcement of traffic signs and rules.
All Around the perimeter of Shenandoah	Speeding	Place barriers on minor/local streets to deter speeding
SW 10th Street between SW 22nd Avenue and SW 19th Avenue	Speeding	Speed Tables
SW 11th Street between SW 14th Avenue and SW 15th Avenue	Speeding	
SW 21st Street between SW 17th Avenue and SW 27th Avenue	Speeding	Speed Tables
SW 13th Street between SW 14th Avenue and SW 17th Avenue	Speeding	
SW 14th Street between SW 24th Avenue and SW 24th Avenue	Speeding	
SW 13th Street between SW 14th Avenue and SW 16th Avenue	Speeding	
Coral Way K-8 Annex at Shenandoah Middle Park	Speeding	Speeding during peak school drop-off & pick-up times
SW 9th Street between SW 16th Avenue and SW 17th Avenue	Speeding	Speed Tables
SW 17th Avenue from SW 22nd Street to SW 8th Street	Speeding	
Streets parallel to SW 22nd Street	Speeding	Speed Tables
SW 17th Avenue and SW 8th Street	Speeding	
Operational Concerns:		
SW 27th Avenue and SW 16th Street	Traffic Bottlenecks	Need southbound left-turn phase
SW 20th Street between SW 24th Avenue and SW 25th Avenue	Speeding	Reduce speed limits to 20mph, convert to reversible one-way streets, install speed tables, eliminate concurrency, consider street closures
SW 16th Street between SW 24th Avenue and SW 25th Avenue	Speeding	
SW 14th Street	Speeding	Inconsistent (directional) median on SW 27th Avenue causes problems
SW 19th Street between SW 17th Avenue and SW 22nd Avenue	Traffic Bottlenecks	Traffic lights duration too long, Home fences create blind spots at intersections, Speed Bumps, more pedestrian crossings.
SW 22nd Avenue between SW 8th Street and Coral Way	Speeding	Speed limit reduction, blind spots at intersections
All roads within the Shenandoah neighborhood	Speeding	Install 25 mph speed limit signs
SW 22nd Avenue from SW 22nd Street to SW 8th Street	Speeding	Reduce SW 17th Avenue and SW 22nd Avenue speed limit to 35 MPH
SW 27nd Avenue from SW 22nd Street to SW 8th Street	Traffic Bottlenecks	Restore left turn to ALL streets intersecting SW 27th Avenue
General Concerns:		
SW 27th Avenue and SW 16th Street	Traffic Bottlenecks	Illegal commercial driveway causing problems.
SW 27th Avenue and SW 16th Street	Transparency/Accountability	City of Miami needs "holistic" approach to traffic mitigation
General Comment	Transparency / Accountability	Transparency
General Comment	Limit vehicle access to neighborhood	Limiting car access to the neighborhood
General Comment	Speeding	Police enforcement
General Comment	Traffic Bottlenecks	Waze App directs traffic through neighborhood
Coral Way K-8 Annex at Shenandoah Middle Park	Traffic Bottlenecks	Improve drop-off and pick-up areas around schools with better signage, road striping and organized traffic flows.
SW 22nd Street, SW 12th Street and SW 14th Avenue, SW 12th Avenue, SW 16th Street and SW 27th Avenue	Maintenance + Improvements	Repair and restore pedestrian lighting signals; add local parking to SW 12th Avenue pocket park, suggest a pedestrian walkway across SW 12th Avenue to Sts. Peter & Paul parking across street.



## **Appendix B**

Traffic and Speed Data and FDOT Peak Season Category  
Factor Report

24-Hour Volume and Speed Count Locations		
Roadway Segment	Data Collection Date	PSCF
SW 9 <sup>th</sup> Street, East of SW 25 <sup>th</sup> Avenue	Tuesday, 05/08/2018	1.01
SW 10 <sup>th</sup> Street, East of SW 25 <sup>th</sup> Avenue	Tuesday, 05/08/2018	1.01
SW 11 <sup>th</sup> Street, East of SW 27 <sup>th</sup> Avenue	Tuesday, 6/26/18 & Wednesday, 6/27/18	1.02
SW 12 <sup>th</sup> Street, East of SW 27 <sup>th</sup> Avenue	Wednesday, 05/09/2018	1.01
SW 13 <sup>th</sup> Street, West of SW 27 <sup>th</sup> Avenue	Wednesday, 05/09/2018	1.01
SW 14 <sup>th</sup> Street, East of SW 27 <sup>th</sup> Avenue	Wednesday, 05/23/2018	1.01
SW 15 <sup>th</sup> Street, East of SW 27 <sup>th</sup> Avenue	Tuesday, 05/15/2018	1.01
SW 16 <sup>th</sup> Terrace, East of SW 27 <sup>th</sup> Avenue	Wednesday, 05/16/2018	1.01
SW 17 <sup>th</sup> Street, East of SW 27 <sup>th</sup> Avenue	Tuesday, 05/15/2018	1.01
SW 18 <sup>th</sup> Street, East of SW 27 <sup>th</sup> Avenue	Wednesday, 05/16/2018	1.01
SW 19 <sup>th</sup> Street, East of SW 27 <sup>th</sup> Avenue	Thursday, 05/17/2018	1.01
SW 19 <sup>th</sup> Terrace, East of SW 27 <sup>th</sup> Avenue	Thursday, 05/17/2018	1.01
SW 20 <sup>th</sup> Street, West of SW 25 <sup>th</sup> Avenue	Thursday, 6/2/2016	1.01
SW 21 <sup>st</sup> Street, East of SW 27 <sup>th</sup> Avenue	Wednesday, 05/23/2018	1.01
SW 21 <sup>st</sup> Terrace, East of SW 27 <sup>th</sup> Avenue	Wednesday, 05/23/2018	1.01
SW 25 <sup>th</sup> Avenue, North of SW 14 <sup>th</sup> Street	Thursday, 05/10/2018	1.01
SW 25 <sup>th</sup> Avenue, South of SW 17 <sup>th</sup> Street	Thursday, 05/17/2018	1.01
SW 25 <sup>th</sup> Avenue, South of SW 19 <sup>th</sup> Terrace	Thursday, 05/17/2018	1.01
SW 25 <sup>th</sup> Avenue, North of SW 21 <sup>st</sup> Terrace	Wednesday, 05/23/2018	1.01
SW 9 <sup>th</sup> Street, East of SW 24 <sup>th</sup> Court	Wednesday, 05/09/2018	1.01
SW 10 <sup>th</sup> Street, East of SW 24 <sup>th</sup> Court	Tuesday, 05/08/2018	1.01
SW 12 <sup>th</sup> Street, West of SW 24 <sup>th</sup> Avenue	Wednesday, 05/09/2018	1.01
SW 13 <sup>th</sup> Street, West of SW 24 <sup>th</sup> Avenue	Wednesday, 05/09/2018	1.01
SW 15 <sup>th</sup> Street, West of SW 24 <sup>th</sup> Avenue	Thursday, 05/10/2018	1.01
SW 16 <sup>th</sup> Terrace, West of SW 24 <sup>th</sup> Avenue	Tuesday, 05/15/2018	1.01
SW 17 <sup>th</sup> Street, West of SW 24 <sup>th</sup> Avenue	Wednesday, 05/16/2018	1.01
SW 18 <sup>th</sup> Street, West of SW 24 <sup>th</sup> Avenue	Wednesday, 05/16/2018	1.01
SW 19 <sup>th</sup> Street, West of SW 24 <sup>th</sup> Avenue	Thursday, 05/17/2018	1.01
SW 20 <sup>th</sup> Street, East of SW 25 <sup>th</sup> Avenue	Thursday, 6/2/2016	1.01
SW 21 <sup>st</sup> Terrace, West of SW 24 <sup>th</sup> Avenue	Wednesday, 05/23/2018	1.01
SW 24 <sup>th</sup> Avenue, South of SW 10 <sup>th</sup> Street	Wednesday, 05/23/2018	1.01
SW 24 <sup>th</sup> Avenue, South of SW 12 <sup>th</sup> Street	Wednesday, 05/09/2018	1.01
SW 24 <sup>th</sup> Avenue, South of SW 17 <sup>th</sup> Street	Wednesday, 05/16/2018	1.01
SW 24 <sup>th</sup> Avenue, South of SW 19 <sup>th</sup> Street	Thursday, 05/17/2018	1.01
SW 9 <sup>th</sup> Street, East of SW 24 <sup>th</sup> Avenue	Tuesday, 05/08/2018	1.01
SW 10 <sup>th</sup> Street, East of SW 24 <sup>th</sup> Avenue	Tuesday, 05/08/2018	1.01
SW 11 <sup>th</sup> Street, East of SW 24 <sup>th</sup> Avenue	Wednesday, 05/09/2018	1.01
SW 11 <sup>th</sup> Terrace, East of SW 24 <sup>th</sup> Avenue	Wednesday, 05/09/2018	1.01
SW 12 <sup>th</sup> Street, East of SW 24 <sup>th</sup> Avenue	Wednesday, 05/09/2018	1.01
SW 13 <sup>th</sup> Street, East of SW 24 <sup>th</sup> Avenue	Thursday, 05/10/2018	1.01
SW 14 <sup>th</sup> Street, East of SW 24 <sup>th</sup> Avenue	Thursday, 05/10/2018	1.01
SW 15 <sup>th</sup> Street, West of 23 <sup>rd</sup> Avenue	Wednesday, 2/22/2017	1.00
SW 16 <sup>th</sup> Terrace, East of SW 24 <sup>th</sup> Avenue	Wednesday, 6/20/18 & Thursday, 6/21/18	1.01
SW 17 <sup>th</sup> Street, East of SW 24 <sup>th</sup> Avenue	Tuesday, 05/15/2018	1.01
SW 17 <sup>th</sup> Lane, West of 23 <sup>rd</sup> Avenue	Thursday, 2/16/2017	1.00
SW 18 <sup>th</sup> Street, East of SW 24 <sup>th</sup> Avenue	Wednesday, 05/16/2018	1.01
SW 19 <sup>th</sup> Street, East of SW 24 <sup>th</sup> Avenue	Thursday, 05/17/2018	1.01
SW 19 <sup>th</sup> Terrace, East of SW 24 <sup>th</sup> Avenue	Thursday, 05/17/2018	1.01
SW 20 <sup>th</sup> Street, East of SW 24 <sup>th</sup> Avenue	Thursday, 05/31/2018	1.01
SW 21 <sup>st</sup> Street, East of SW 24 <sup>th</sup> Avenue	Wednesday, 05/23/2018	1.01
SW 21 <sup>st</sup> Terrace, East of SW 24 <sup>th</sup> Avenue	Wednesday, 05/23/2018	1.01
SW 23 <sup>rd</sup> Avenue, South of SW 9 <sup>th</sup> Street	Tuesday, 05/08/2018	1.01

24-Hour Volume and Speed Count Locations		
Roadway Segment	Data Collection Date	PSCF
SW 23 <sup>rd</sup> Avenue, South of SW 10 <sup>th</sup> Street	Wednesday, 05/23/2018	1.01
SW 23 <sup>rd</sup> Avenue, South of SW 14 <sup>th</sup> Street	Thursday, 05/10/2018	1.01
SW 23 <sup>rd</sup> Avenue, South of SW 17 <sup>th</sup> Lane	Wednesday, 05/16/2018	1.01
SW 23 <sup>rd</sup> Avenue, South of 21 <sup>st</sup> Street		1.00
SW 9 <sup>th</sup> Street, West of SW 22 <sup>nd</sup> Avenue	Tuesday, 05/08/2018	1.01
SW 10 <sup>th</sup> Street, West of SW 22 <sup>nd</sup> Avenue	Tuesday, 05/08/2018	1.01
SW 11 <sup>th</sup> Street, West of SW 22 <sup>nd</sup> Avenue	Wednesday, 05/09/2018	1.01
SW 11 <sup>th</sup> Terrace, West of SW 22 <sup>nd</sup> Avenue	Wednesday, 05/23/2018	1.01
SW 12 <sup>th</sup> Street, West of SW 22 <sup>nd</sup> Avenue	Wednesday, 05/09/2018	1.01
SW 13 <sup>th</sup> Street, West of SW 22 <sup>nd</sup> Avenue	Thursday, 05/10/2018	1.01
SW 14 <sup>th</sup> Street, West of SW 22 <sup>nd</sup> Avenue	Thursday, 05/10/2018	1.01
SW 15 <sup>th</sup> Street, West of SW 22 <sup>nd</sup> Avenue	Thursday, 05/10/2018	1.01
SW 16 <sup>th</sup> Terrace, West of SW 22 <sup>nd</sup> Avenue	Wednesday, 6/20/18 & Thursday, 6/21/18	1.01
SW 17 <sup>th</sup> Street, West of SW 22 <sup>nd</sup> Avenue	Tuesday, 05/15/2018	1.01
SW 17 <sup>th</sup> Lane, West of SW 22 <sup>nd</sup> Avenue	Tuesday, 6/26/18 & Wednesday, 6/27/18	1.02
SW 18 <sup>th</sup> Street, West of SW 22 <sup>nd</sup> Avenue	Wednesday, 05/16/2018	1.01
SW 19 <sup>th</sup> Terrace, West of SW 22 <sup>nd</sup> Avenue	Thursday, 05/17/2018	1.01
SW 20 <sup>th</sup> Street, West of SW 22 <sup>nd</sup> Avenue	Thursday, 05/17/2018	1.01
SW 21 <sup>st</sup> Street, West of SW 22 <sup>nd</sup> Avenue	Thursday, 05/31/2018	1.01
SW 21 <sup>st</sup> Terrace, East of 23 <sup>rd</sup> Avenue		1.00
SW 21 <sup>st</sup> Ave, South of SW 9 <sup>th</sup> Street	Tuesday, 05/22/2018	1.01
SW 10 <sup>th</sup> Street, East of SW 22 <sup>nd</sup> Avenue	Thursday, 05/10/2018	1.01
SW 11 <sup>th</sup> Street, East of SW 22 <sup>nd</sup> Avenue	Thursday, 05/10/2018	1.01
SW 11 <sup>th</sup> Terrace, East of SW 22 <sup>nd</sup> Avenue	Thursday, 05/17/2018	1.01
SW 12 <sup>th</sup> Street, East of SW 22 <sup>nd</sup> Avenue	Thursday, 05/17/2018	1.01
SW 13 <sup>th</sup> Street, East of SW 22 <sup>nd</sup> Avenue	Thursday, 05/17/2018	1.01
SW 14 <sup>th</sup> Terrace, East of SW 22 <sup>nd</sup> Avenue	Tuesday, 05/22/2018	1.01
SW 15 <sup>th</sup> Street, East of SW 22 <sup>nd</sup> Avenue	Thursday, 05/17/2018	1.01
SW 16 <sup>th</sup> Street, East of SW 22 <sup>nd</sup> Avenue	Tuesday, 6/26/18 & Wednesday, 6/27/18	1.02
SW 16 <sup>th</sup> Terrace, East of SW 22 <sup>nd</sup> Avenue	Tuesday, 6/26/18 & Wednesday, 6/27/18	1.02
SW 17 <sup>th</sup> Street, East of SW 22 <sup>nd</sup> Avenue	Tuesday, 05/08/2018	1.01
SW 16 <sup>th</sup> Street East of SW 19 <sup>th</sup> Avenue	Thursday, 05/31/2018	1.01
SW 19 <sup>th</sup> Street, East of SW 22 <sup>nd</sup> Avenue	Tuesday, 05/22/2018	1.01
SW 19 <sup>th</sup> Terrace, East of SW 22 <sup>nd</sup> Avenue	Tuesday, 05/08/2018	1.01
SW 20 <sup>th</sup> Street, East of SW 22 <sup>nd</sup> Avenue	Wednesday, 05/09/2018	1.01
SW 21 <sup>st</sup> Street, East of SW 22 <sup>nd</sup> Avenue	Wednesday, 05/09/2018	1.01
SW 21 <sup>st</sup> Terrace, East of SW 22 <sup>nd</sup> Avenue	Wednesday, 05/09/2018	1.01
SW 9 <sup>th</sup> Street, West of 20 <sup>th</sup> Avenue	Wednesday, 11/16/2016	1.02
SW 21 <sup>st</sup> Avenue, South of SW 12 <sup>th</sup> Street	Thursday, 05/24/2018	1.01
SW 21 <sup>st</sup> Avenue, South of SW 14 <sup>th</sup> Terrace	Thursday, 05/17/2018	1.01
SW 21 <sup>st</sup> Avenue, South of SW 21 <sup>st</sup> Street	Thursday, 05/10/2018	1.01
SW 9 <sup>th</sup> Street, West of SW 19 <sup>th</sup> Avenue	Wednesday, 05/16/2018	1.01
SW 10 <sup>th</sup> Street, West of SW 19 <sup>th</sup> Avenue	Tuesday, 05/22/2018	1.01
SW 12 <sup>th</sup> Street, West of SW 19 <sup>th</sup> Avenue	Tuesday, 05/22/2018	1.01
SW 13 <sup>th</sup> Street, West of SW 19 <sup>th</sup> Avenue	Tuesday, 05/15/2018	1.01
SW 14 <sup>th</sup> Terrace, West of SW 19 <sup>th</sup> Avenue	Tuesday, 05/15/2018	1.01
SW 16 <sup>th</sup> Street, West of SW 19 <sup>th</sup> Avenue	Tuesday, 05/15/2018	1.01
SW 16 <sup>th</sup> Terrace, West of 19 <sup>th</sup> Avenue	Tuesday, 3/7/2017	1.00
SW 17 <sup>th</sup> Terrace, West of SW 19 <sup>th</sup> Avenue	Thursday, 05/10/2018	1.01
SW 18 <sup>th</sup> Street, West of SW 19 <sup>th</sup> Avenue	Thursday, 05/10/2018	1.01

24-Hour Volume and Speed Count Locations		
Roadway Segment	Data Collection Date	PSCF
SW 19 <sup>th</sup> Street, West of SW 19 <sup>th</sup> Avenue	Tuesday, 05/22/2018	1.01
SW 20 <sup>th</sup> Street, West of SW 19 <sup>th</sup> Avenue	Wednesday, 05/10/2018	1.01
SW 21 <sup>st</sup> Street, West of SW 19 <sup>th</sup> Avenue	Wednesday, 05/09/2018	1.01
SW 21 <sup>st</sup> Terrace, West of SW 19 <sup>th</sup> Avenue	Wednesday, 05/09/2018	1.01
SW 19 <sup>th</sup> Avenue, South of SW 11 <sup>th</sup> Terrace	Wednesday, 05/16/2018	1.01
SW 19 <sup>th</sup> Avenue, South of SW 16 <sup>th</sup> Street	Tuesday, 05/15/2018	1.01
SW 19 <sup>th</sup> Avenue, South of SW 17 <sup>th</sup> Terrace	Tuesday, 05/22/2018	1.01
SW 9 <sup>th</sup> Street, East of SW 19 <sup>th</sup> Avenue	Wednesday, 05/16/2018	1.01
SW 10 <sup>th</sup> Street, East of SW 19 <sup>th</sup> Avenue	Wednesday, 05/23/2018	1.01
SW 11 <sup>th</sup> Terrace, East of SW 19 <sup>th</sup> Avenue	Wednesday, 05/23/2018	1.01
SW 13 <sup>th</sup> Street, East of 19 <sup>th</sup> Avenue	Thursday, 9/15/2016	1.04
SW 14 <sup>th</sup> Street, East of SW 19 <sup>th</sup> Avenue	Tuesday, 05/15/2018	1.01
SW 15 <sup>th</sup> Street, East of SW 19 <sup>th</sup> Avenue	Tuesday, 05/15/2018	1.01
SW 16 <sup>th</sup> Terrace, East of SW 19 <sup>th</sup> Avenue	Tuesday, 05/15/2018	1.01
SW 17 <sup>th</sup> Street, East of SW 19 <sup>th</sup> Avenue	Thursday, 05/17/2018	1.01
SW 17 <sup>th</sup> Terrace, East of SW 19 <sup>th</sup> Avenue	Thursday, 05/10/2018	1.01
SW 18 <sup>th</sup> Street, East of SW 19 <sup>th</sup> Avenue	Thursday, 05/10/2018	1.01
SW 19 <sup>th</sup> Street, East of SW 19 <sup>th</sup> Avenue	Tuesday, 05/22/2018	1.01
SW 20 <sup>th</sup> Street, East of SW 19 <sup>th</sup> Avenue	Thursday, 05/10/2018	1.01
SW 21 <sup>st</sup> Street, East of SW 19 <sup>th</sup> Avenue	Wednesday, 05/09/2018	1.01
SW 21 <sup>st</sup> Terrace, East of SW 19 <sup>th</sup> Avenue	Wednesday, 05/09/2018	1.01
SW 18 <sup>th</sup> Avenue, South of SW 10 <sup>th</sup> Street	Wednesday, 05/16/2018	1.01
SW 18 <sup>th</sup> Avenue, South of SW 16 <sup>th</sup> Terrace	Wednesday, 05/16/2018	1.01
SW 9 <sup>th</sup> Street, West of SW 17 <sup>th</sup> Avenue	Wednesday, 05/16/2018	1.01
SW 10 <sup>th</sup> Street, West of SW 17 <sup>th</sup> Avenue	Tuesday, 05/22/2018	1.01
SW 11 <sup>th</sup> Street, West of SW 17 <sup>th</sup> Avenue	Wednesday, 05/16/2018	1.01
SW 11 <sup>th</sup> Terrace, West of SW 17 <sup>th</sup> Avenue	Tuesday, 05/22/2018	1.01
SW 12 <sup>th</sup> Street, West of SW 17 <sup>th</sup> Avenue	Wednesday, 05/16/2018	1.01
SW 13 <sup>th</sup> Street, West of SW 17 <sup>th</sup> Avenue	Wednesday, 05/16/2018	1.01
SW 14 <sup>th</sup> Street, West of SW 17 <sup>th</sup> Avenue	Tuesday, 05/22/2018	1.01
SW 14 <sup>th</sup> Terrace, West of SW 17 <sup>th</sup> Avenue	Tuesday, 05/15/2018	1.01
SW 15 <sup>th</sup> Street, West of SW 17 <sup>th</sup> Avenue	Tuesday, 05/15/2018	1.01
SW 16 <sup>th</sup> Street, West of SW 17 <sup>th</sup> Avenue	Tuesday, 05/15/2018	1.01
SW 16 <sup>th</sup> Terrace, West of SW 17 <sup>th</sup> Avenue	Tuesday, 6/26/18 & Wednesday, 6/27/18	1.01
SW 17 <sup>th</sup> Street, West of SW 17 <sup>th</sup> Avenue	Tuesday, 05/22/2018	1.01
SW 18 <sup>th</sup> Street, West of SW 17 <sup>th</sup> Avenue	Thursday, 05/10/2018	1.01
SW 19 <sup>th</sup> Street, West of SW 17 <sup>th</sup> Avenue	Tuesday, 05/22/2018	1.01
SW 21 <sup>st</sup> Street, West of SW 17 <sup>th</sup> Avenue	Wednesday, 05/09/2018	1.01
SW 21 <sup>st</sup> Terrace, West of SW 17 <sup>th</sup> Avenue	Tuesday, 05/15/2018	1.01
SW 9 <sup>th</sup> Street, East of SW 17 <sup>th</sup> Avenue	Thursday, 05/10/2018	1.01
SW 10 <sup>th</sup> Street, East of SW 17 <sup>th</sup> Avenue	Thursday, 05/10/2018	1.01
SW 11 <sup>th</sup> Street, East of SW 17 <sup>th</sup> Avenue	Thursday, 05/10/2018	1.01
SW 11 <sup>th</sup> Terrace, East of SW 17 <sup>th</sup> Avenue	Thursday, 05/10/2018	1.01
SW 12 <sup>th</sup> Street, East of SW 17 <sup>th</sup> Avenue	Thursday, 05/10/2018	1.01
SW 13 <sup>th</sup> Street, East of SW 17 <sup>th</sup> Avenue	Thursday, 05/10/2018	1.01
SW 14 <sup>th</sup> Street, East of SW 17 <sup>th</sup> Avenue	Thursday, 05/24/2018	1.01
SW 14 <sup>th</sup> Terrace, East of SW 17 <sup>th</sup> Avenue	Thursday, 05/17/2018	1.01
SW 15 <sup>th</sup> Street, East of SW 17 <sup>th</sup> Avenue	Thursday, 05/17/2018	1.01
SW 16 <sup>th</sup> Street, East of SW 17 <sup>th</sup> Avenue	Thursday, 05/24/2018	1.01
SW 17 <sup>th</sup> Street, East of SW 17 <sup>th</sup> Avenue	Thursday, 05/24/2018	1.01
SW 17 <sup>th</sup> Terrace, East of SW 17 <sup>th</sup> Avenue	Thursday, 05/24/2018	1.01
SW 18 <sup>th</sup> Street, East of SW 17 <sup>th</sup> Avenue	Thursday, 05/24/2018	1.01

24-Hour Volume and Speed Count Locations		
Roadway Segment	Data Collection Date	PSCF
SW 19 <sup>th</sup> Terrace, East of SW 17 <sup>th</sup> Avenue	Thursday, 05/03/2018	1.00
SW 16 <sup>th</sup> Terrace, East of SW 17 <sup>th</sup> Avenue	Thursday, 05/03/2018	1.00
SW 20 <sup>th</sup> Street, East of SW 17 <sup>th</sup> Avenue	Thursday, 05/03/2018	1.00
SW 21 <sup>st</sup> Street, East of SW 17 <sup>th</sup> Avenue	Thursday, 05/03/2018	1.00
SW 16 <sup>th</sup> Avenue, South of SW 14 <sup>th</sup> Terrace	Thursday, 05/10/2018	1.01
SW 16 <sup>th</sup> Avenue, South of SW 15 <sup>th</sup> Street	Thursday, 05/17/2018	1.01
SW 16 <sup>th</sup> Avenue, North of 17 <sup>th</sup> Terrace		1.00
SW 19 <sup>th</sup> Avenue, South of SW 11 <sup>th</sup> Terrace	Thursday, 05/24/2018	1.01
SW 16 <sup>th</sup> Avenue, South of SW 21 <sup>st</sup> Street	Thursday, 05/03/2018	1.00
SW 12 <sup>th</sup> Street, West of SW 14 <sup>th</sup> Avenue	Thursday, 05/10/2018	1.01
SW 13 <sup>th</sup> Street, West of SW 14 <sup>th</sup> Avenue	Thursday, 05/24/2018	1.01
SW 14 <sup>th</sup> Street, West of SW 14 <sup>th</sup> Avenue	Thursday, 05/17/2018	1.01
SW 14 <sup>th</sup> Terrace, West of SW 14 <sup>th</sup> Avenue	Thursday, 05/17/2018	1.01
SW 15 <sup>th</sup> Street, West of SW 14 <sup>th</sup> Avenue	Thursday, 05/17/2018	1.01
SW 17 <sup>th</sup> Street, East of 16 <sup>th</sup> Avenue	Tuesday, 3/7/2017	1.00
SW 17 <sup>th</sup> Terrace, West of SW 14 <sup>th</sup> Avenue	Thursday, 05/24/2018	1.01
SW 18 <sup>th</sup> Street, West of SW 14 <sup>th</sup> Avenue	Thursday, 05/24/2018	1.01
SW 19 <sup>th</sup> Street, West of SW 14 <sup>th</sup> Avenue	Thursday, 05/03/2018	1.00
SW 19 <sup>th</sup> Terrace, West of SW 14 <sup>th</sup> Avenue	Thursday, 05/03/2018	1.00
SW 20 <sup>th</sup> Street, West of SW 14 <sup>th</sup> Avenue	Thursday, 05/03/2018	1.00
SW 21 <sup>st</sup> Street, West of SW 14 <sup>th</sup> Avenue	Thursday, 05/03/2018	1.00
SW 14 <sup>th</sup> Avenue, South of SW 10 <sup>th</sup> Street	Thursday, 05/10/2018	1.01
SW 14 <sup>th</sup> Avenue, South of SW 12 <sup>th</sup> Street	Thursday, 05/17/2018	1.01
SW 11 <sup>th</sup> Street, East of 13 <sup>th</sup> Court	Wednesday, 2/22/2017	1.00
SW 14 <sup>th</sup> Avenue, South of SW 16 <sup>th</sup> Street	Thursday, 05/24/2018	1.01
SW 14 <sup>th</sup> Avenue, South of SW 17 <sup>th</sup> Terrace	Thursday, 05/24/2018	1.01
SW 10 <sup>th</sup> Street, West of SW 13 <sup>th</sup> Avenue	Thursday, 05/24/2018	1.01
SW 12 <sup>th</sup> Street, West of SW 13 <sup>th</sup> Avenue	Thursday, 05/10/2018	1.01
SW 13 <sup>th</sup> Street, West of SW 13 <sup>th</sup> Court	Thursday, 05/17/2018	1.01
SW 14 <sup>th</sup> Street, West of SW 13 <sup>th</sup> Avenue	Thursday, 05/17/2018	1.01
SW 15 <sup>th</sup> Street, West of SW 13 <sup>th</sup> Avenue	Thursday, 05/17/2018	1.01
SW 16 <sup>th</sup> Street, West of SW 13 <sup>th</sup> Avenue	Thursday, 05/24/2018	1.01
SW 17 <sup>th</sup> Terrace, West of SW 13 <sup>th</sup> Avenue	Thursday, 05/24/2018	1.01
SW 18 <sup>th</sup> Street, West of SW 13 <sup>th</sup> Avenue	Thursday, 05/24/2018	1.01
SW 17 <sup>th</sup> Terrace, West of SW 13 <sup>th</sup> Court	Thursday, 07/12/2018	1.03
SW 13 <sup>th</sup> Avenue, South of SW 10 <sup>th</sup> Street	Thursday, 05/31/2018	1.01
SW 13 <sup>th</sup> Avenue, South of SW 14 <sup>th</sup> Street	Thursday, 05/17/2018	1.01
SW 13 <sup>th</sup> Avenue, South of SW 17 <sup>th</sup> Street	Thursday, 05/17/2018	1.01
SW 13 <sup>th</sup> Avenue, South of SW 21 <sup>st</sup> Street	Thursday, 05/17/2018	1.01
SW 10 <sup>th</sup> Street, West of SW 12 <sup>th</sup> Avenue	Thursday, 05/10/2018	1.01
SW 13 <sup>th</sup> Street, West of SW 12 <sup>th</sup> Avenue	Thursday, 05/10/2018	1.01
SW 12 <sup>th</sup> Street, West of SW 12 <sup>th</sup> Avenue	Thursday, 05/10/2018	1.01
SW 13 <sup>th</sup> Street, West of SW 12 <sup>th</sup> Avenue	Thursday, 05/17/2018	1.01
SW 14 <sup>th</sup> Street, West of SW 12 <sup>th</sup> Avenue	Thursday, 05/17/2018	1.01
SW 16 <sup>th</sup> Street, West of SW 12 <sup>th</sup> Avenue	Thursday, 05/24/2018	1.01
SW 17 <sup>th</sup> Street, West of SW 12 <sup>th</sup> Avenue	Thursday, 05/31/2018	1.01
SW 17 <sup>th</sup> Terrace, West of SW 12 <sup>th</sup> Avenue	Thursday, 05/24/2018	1.01
SW 18 <sup>th</sup> Street, West of SW 12 <sup>th</sup> Avenue	Thursday, 05/24/2018	1.01
SW 19 <sup>th</sup> Street, West of SW 12 <sup>th</sup> Avenue	Thursday, 05/03/2018	1.00
SW 20 <sup>th</sup> Street, West of SW 12 <sup>th</sup> Avenue	Thursday, 05/03/2018	1.00
SW 21 <sup>st</sup> Terrace, West of SW 12 <sup>th</sup> Avenue	Thursday, 05/03/2018	1.00

Note: Locations with two (2) data collection dates were averaged in the analysis

2017 PEAK SEASON FACTOR CATEGORY REPORT - REPORT TYPE: ALL  
 CATEGORY: 8701 MIAMI-DADE SOUTH

WEEK	DATES	SF	MOCF: 0.99 PSCF
1	01/01/2017 - 01/07/2017	0.99	1.00
2	01/08/2017 - 01/14/2017	1.01	1.02
3	01/15/2017 - 01/21/2017	1.02	1.03
4	01/22/2017 - 01/28/2017	1.01	1.02
5	01/29/2017 - 02/04/2017	1.01	1.02
6	02/05/2017 - 02/11/2017	1.00	1.01
* 7	02/12/2017 - 02/18/2017	0.99	1.00
* 8	02/19/2017 - 02/25/2017	0.99	1.00
* 9	02/26/2017 - 03/04/2017	0.99	1.00
*10	03/05/2017 - 03/11/2017	0.99	1.00
*11	03/12/2017 - 03/18/2017	0.99	1.00
*12	03/19/2017 - 03/25/2017	0.99	1.00
*13	03/26/2017 - 04/01/2017	0.99	1.00
*14	04/02/2017 - 04/08/2017	0.98	0.99
*15	04/09/2017 - 04/15/2017	0.98	0.99
*16	04/16/2017 - 04/22/2017	0.98	0.99
*17	04/23/2017 - 04/29/2017	0.99	1.00
*18	04/30/2017 - 05/06/2017	0.99	1.00
*19	05/07/2017 - 05/13/2017	1.00	1.01
20	05/14/2017 - 05/20/2017	1.00	1.01
21	05/21/2017 - 05/27/2017	1.00	1.01
22	05/28/2017 - 06/03/2017	1.00	1.01
23	06/04/2017 - 06/10/2017	1.00	1.01
24	06/11/2017 - 06/17/2017	1.00	1.01
25	06/18/2017 - 06/24/2017	1.00	1.01
26	06/25/2017 - 07/01/2017	1.01	1.02
27	07/02/2017 - 07/08/2017	1.02	1.03
28	07/09/2017 - 07/15/2017	1.02	1.03
29	07/16/2017 - 07/22/2017	1.03	1.04
30	07/23/2017 - 07/29/2017	1.03	1.04
31	07/30/2017 - 08/05/2017	1.02	1.03
32	08/06/2017 - 08/12/2017	1.02	1.03
33	08/13/2017 - 08/19/2017	1.01	1.02
34	08/20/2017 - 08/26/2017	1.01	1.02
35	08/27/2017 - 09/02/2017	1.02	1.03
36	09/03/2017 - 09/09/2017	1.02	1.03
37	09/10/2017 - 09/16/2017	1.03	1.04
38	09/17/2017 - 09/23/2017	1.03	1.04
39	09/24/2017 - 09/30/2017	1.02	1.03
40	10/01/2017 - 10/07/2017	1.02	1.03
41	10/08/2017 - 10/14/2017	1.01	1.02
42	10/15/2017 - 10/21/2017	1.00	1.01
43	10/22/2017 - 10/28/2017	1.00	1.01
44	10/29/2017 - 11/04/2017	1.01	1.02
45	11/05/2017 - 11/11/2017	1.01	1.02
46	11/12/2017 - 11/18/2017	1.01	1.02
47	11/19/2017 - 11/25/2017	1.01	1.02
48	11/26/2017 - 12/02/2017	1.00	1.01
49	12/03/2017 - 12/09/2017	1.00	1.01
50	12/10/2017 - 12/16/2017	0.99	1.00
51	12/17/2017 - 12/23/2017	0.99	1.00
52	12/24/2017 - 12/30/2017	1.01	1.02
53	12/31/2017 - 12/31/2017	1.02	1.03

\* PEAK SEASON

02-MAR-2018 15:35:06

830UPD

6\_8701\_PKSEASON.TXT

2017 PEAK SEASON FACTOR CATEGORY REPORT - REPORT TYPE: ALL  
 CATEGORY: 8701 MIAMI-DADE SOUTH

WEEK	DATES	SF	MOCF: 0.99 PSCF
1	01/01/2017 - 01/07/2017	0.99	1.00
2	01/08/2017 - 01/14/2017	1.01	1.02
3	01/15/2017 - 01/21/2017	1.02	1.03
4	01/22/2017 - 01/28/2017	1.01	1.02
5	01/29/2017 - 02/04/2017	1.01	1.02
6	02/05/2017 - 02/11/2017	1.00	1.01
* 7	02/12/2017 - 02/18/2017	0.99	1.00
* 8	02/19/2017 - 02/25/2017	0.99	1.00
* 9	02/26/2017 - 03/04/2017	0.99	1.00
*10	03/05/2017 - 03/11/2017	0.99	1.00
*11	03/12/2017 - 03/18/2017	0.99	1.00
*12	03/19/2017 - 03/25/2017	0.99	1.00
*13	03/26/2017 - 04/01/2017	0.99	1.00
*14	04/02/2017 - 04/08/2017	0.98	0.99
*15	04/09/2017 - 04/15/2017	0.98	0.99
*16	04/16/2017 - 04/22/2017	0.98	0.99
*17	04/23/2017 - 04/29/2017	0.99	1.00
*18	04/30/2017 - 05/06/2017	0.99	1.00
*19	05/07/2017 - 05/13/2017	1.00	1.01
20	05/14/2017 - 05/20/2017	1.00	1.01
21	05/21/2017 - 05/27/2017	1.00	1.01
22	05/28/2017 - 06/03/2017	1.00	1.01
23	06/04/2017 - 06/10/2017	1.00	1.01
24	06/11/2017 - 06/17/2017	1.00	1.01
25	06/18/2017 - 06/24/2017	1.00	1.01
26	06/25/2017 - 07/01/2017	1.01	1.02
27	07/02/2017 - 07/08/2017	1.02	1.03
28	07/09/2017 - 07/15/2017	1.02	1.03
29	07/16/2017 - 07/22/2017	1.03	1.04
30	07/23/2017 - 07/29/2017	1.03	1.04
31	07/30/2017 - 08/05/2017	1.02	1.03
32	08/06/2017 - 08/12/2017	1.02	1.03
33	08/13/2017 - 08/19/2017	1.01	1.02
34	08/20/2017 - 08/26/2017	1.01	1.02
35	08/27/2017 - 09/02/2017	1.02	1.03
36	09/03/2017 - 09/09/2017	1.02	1.03
37	09/10/2017 - 09/16/2017	1.03	1.04
38	09/17/2017 - 09/23/2017	1.03	1.04
39	09/24/2017 - 09/30/2017	1.02	1.03
40	10/01/2017 - 10/07/2017	1.02	1.03
41	10/08/2017 - 10/14/2017	1.01	1.02
42	10/15/2017 - 10/21/2017	1.00	1.01
43	10/22/2017 - 10/28/2017	1.00	1.01
44	10/29/2017 - 11/04/2017	1.01	1.02
45	11/05/2017 - 11/11/2017	1.01	1.02
46	11/12/2017 - 11/18/2017	1.01	1.02
47	11/19/2017 - 11/25/2017	1.01	1.02
48	11/26/2017 - 12/02/2017	1.00	1.01
49	12/03/2017 - 12/09/2017	1.00	1.01
50	12/10/2017 - 12/16/2017	0.99	1.00
51	12/17/2017 - 12/23/2017	0.99	1.00
52	12/24/2017 - 12/30/2017	1.01	1.02
53	12/31/2017 - 12/31/2017	1.02	1.03

\* PEAK SEASON

02-MAR-2018 15:35:06

830UPD

6\_8701\_PKSEASON.TXT

Daily Vehicle Volume Report

Study Date: Tuesday, 05/08/2018  
Unit ID: 0151  
Location: SW 9th Street, East of SW 25th Avenue

	Westbound Volume	Eastbound Volume	Total Volume	
00:00 - 00:14	0	0	1	1
00:15 - 00:29	3	0	1	4
00:30 - 00:44	0	0	3	3
00:45 - 00:59	2	0	2	4
01:00 - 01:14	1	0	0	1
01:15 - 01:29	3	0	2	5
01:30 - 01:44	1	0	1	2
01:45 - 01:59	0	0	0	0
02:00 - 02:14	0	0	0	0
02:15 - 02:29	0	0	0	0
02:30 - 02:44	1	0	0	1
02:45 - 02:59	1	0	1	2
03:00 - 03:14	1	0	2	3
03:15 - 03:29	2	0	0	2
03:30 - 03:44	0	0	0	0
03:45 - 03:59	0	0	0	0
04:00 - 04:14	1	0	0	1
04:15 - 04:29	0	0	0	0
04:30 - 04:44	1	0	1	2
04:45 - 04:59	1	0	0	1
05:00 - 05:14	1	0	1	2
05:15 - 05:29	3	0	1	4
05:30 - 05:44	2	0	2	4
05:45 - 05:59	3	0	1	4
06:00 - 06:14	3	0	5	8
06:15 - 06:29	6	0	7	13
06:30 - 06:44	13	0	3	16
06:45 - 06:59	15	0	4	19
07:00 - 07:14	16	0	12	28
07:15 - 07:29	36	0	5	41
07:30 - 07:44	17	0	9	26
07:45 - 07:59	15	0	3	18
08:00 - 08:14	18	0	6	24
08:15 - 08:29	11	0	2	13
08:30 - 08:44	14	0	5	19
08:45 - 08:59	9	0	7	16
09:00 - 09:14	11	0	4	15
09:15 - 09:29	9	0	5	14



09:30 - 09:44	11	7	18
09:45 - 09:59	9	8	17
10:00 - 10:14	13	7	20
10:15 - 10:29	10	14	24
10:30 - 10:44	4	6	10
10:45 - 10:59	3	3	6
11:00 - 11:14	7	6	13
11:15 - 11:29	12	8	20
11:30 - 11:44	11	6	17
11:45 - 11:59	16	13	29
12:00 - 12:14	7	11	18
12:15 - 12:29	13	8	21
12:30 - 12:44	10	11	21
12:45 - 12:59	8	4	12
13:00 - 13:14	6	5	11
13:15 - 13:29	5	7	12
13:30 - 13:44	5	4	9
13:45 - 13:59	8	7	15
14:00 - 14:14	16	5	21
14:15 - 14:29	10	9	19
14:30 - 14:44	18	19	37
14:45 - 14:59	6	12	18
15:00 - 15:14	8	9	17
15:15 - 15:29	10	7	17
15:30 - 15:44	22	10	32
15:45 - 15:59	13	8	21
16:00 - 16:14	11	9	20
16:15 - 16:29	21	11	32
16:30 - 16:44	17	8	25
16:45 - 16:59	16	8	24
17:00 - 17:14	8	9	17
17:15 - 17:29	11	11	22
17:30 - 17:44	10	6	16
17:45 - 17:59	9	1	10
18:00 - 18:14	7	8	15
18:15 - 18:29	4	8	12
18:30 - 18:44	11	9	20
18:45 - 18:59	7	7	14
19:00 - 19:14	3	3	6
19:15 - 19:29	5	3	8
19:30 - 19:44	3	2	5
19:45 - 19:59	8	9	17
20:00 - 20:14	9	5	14
20:15 - 20:29	6	10	16

20:30 - 20:44	10	6	16
20:45 - 20:59	10	6	16
21:00 - 21:14	10	5	15
21:15 - 21:29	3	3	6
21:30 - 21:44	6	3	9
21:45 - 21:59	6	6	12
22:00 - 22:14	7	3	10
22:15 - 22:29	4	6	10
22:30 - 22:44	5	0	5
22:45 - 22:59	5	1	6
23:00 - 23:14	7	4	11
23:15 - 23:29	3	1	4
23:30 - 23:44	3	2	5
23:45 - 23:59	0	2	2
Totals	726	485	1211

AM Peak Time 06:58 - 07:57 09:23 - 10:22 06:58 - 07:57

AM Peak

Volume	89	38	118
--------	----	----	-----

PM Peak Time 15:33 - 16:32 14:13 - 15:12 15:33 - 16:32

PM Peak

Volume	70	52	111
--------	----	----	-----





20:30 - 20:44	0	2	2	5	6	1	0	0	0	0	0	0	0	0	0	0	16
20:45 - 20:59	0	1	8	6	1	0	0	0	0	0	0	0	0	0	0	0	16
21:00 - 21:14	0	1	3	5	6	0	0	0	0	0	0	0	0	0	0	0	15
21:15 - 21:29	0	1	1	0	2	2	0	0	0	0	0	0	0	0	0	0	6
21:30 - 21:44	0	0	0	4	5	0	0	0	0	0	0	0	0	0	0	0	9
21:45 - 21:59	0	4	4	3	1	0	0	0	0	0	0	0	0	0	0	0	12
22:00 - 22:14	0	1	2	5	2	0	0	0	0	0	0	0	0	0	0	0	10
22:15 - 22:29	0	1	2	5	1	1	0	0	0	0	0	0	0	0	0	0	10
22:30 - 22:44	0	0	0	1	3	1	0	0	0	0	0	0	0	0	0	0	5
22:45 - 22:59	0	1	2	2	0	1	0	0	0	0	0	0	0	0	0	0	6
23:00 - 23:14	0	0	2	2	7	0	0	0	0	0	0	0	0	0	0	0	11
23:15 - 23:29	0	0	0	3	1	0	0	0	0	0	0	0	0	0	0	0	4
23:30 - 23:44	0	0	1	2	1	1	0	0	0	0	0	0	0	0	0	0	5
23:45 - 23:59	0	0	1	1	0	0	0	0	0	0	0	0	0	0	0	0	2
Totals	11	119	267	420	302	83	8	1	0	0	0	0	0	0	0	0	1211
Percent of Total	0.9	9.8	22.0	34.7	24.9	6.9	0.7	0.1	0.0	0.0	0.0	0.0	0.0	0.0	0.0	0.0	100
Percent of AM	0.8	10.0	21.0	33.7	28.0	6.1	0.4	0.0	0.0	0.0	0.0	0.0	0.0	0.0	0.0	0.0	100
Percent of PM	1.0	9.7	22.7	35.4	22.9	7.4	0.8	0.1	0.0	0.0	0.0	0.0	0.0	0.0	0.0	0.0	100

Standard Deviation:	5.9 MPH	85th Percentile:	24.5 MPH
Mean Speed:	18.3 MPH	15th Percentile:	12.0 MPH
Median Speed:	18.5 MPH	90th Percentile:	25.5 MPH
Modal Speed:	18.5 MPH	95th Percentile:	27.9 MPH

Daily Vehicle Volume Report

Study Date: Tuesday, 05/08/2018  
Unit ID: 0082  
Location: SW 10th Street, East of SW 25th Avenue

	Westbound Volume	Eastbound Volume	Total Volume	
00:00 - 00:14	1	0	0	1
00:15 - 00:29	1	0	0	1
00:30 - 00:44	1	0	0	1
00:45 - 00:59	0	2	2	2
01:00 - 01:14	1	1	1	2
01:15 - 01:29	2	1	1	3
01:30 - 01:44	0	1	1	1
01:45 - 01:59	0	0	0	0
02:00 - 02:14	0	1	1	1
02:15 - 02:29	0	1	1	1
02:30 - 02:44	1	1	1	2
02:45 - 02:59	1	2	2	3
03:00 - 03:14	0	1	1	1
03:15 - 03:29	2	0	0	2
03:30 - 03:44	1	1	1	2
03:45 - 03:59	1	0	0	1
04:00 - 04:14	0	0	0	0
04:15 - 04:29	0	0	0	0
04:30 - 04:44	1	0	0	1
04:45 - 04:59	3	0	0	3
05:00 - 05:14	4	0	0	4
05:15 - 05:29	2	0	0	2
05:30 - 05:44	1	0	0	1
05:45 - 05:59	2	3	3	5
06:00 - 06:14	3	2	2	5
06:15 - 06:29	13	8	8	21
06:30 - 06:44	15	24	24	39
06:45 - 06:59	11	24	24	35
07:00 - 07:14	12	33	33	45
07:15 - 07:29	20	67	67	87
07:30 - 07:44	10	28	28	38
07:45 - 07:59	9	29	29	38
08:00 - 08:14	13	36	36	49
08:15 - 08:29	12	33	33	45
08:30 - 08:44	9	12	12	21
08:45 - 08:59	8	25	25	33
09:00 - 09:14	7	13	13	20
09:15 - 09:29	0	17	17	17

09:30 - 09:44	11	16	27
09:45 - 09:59	8	16	24
10:00 - 10:14	7	22	29
10:15 - 10:29	6	14	20
10:30 - 10:44	6	15	21
10:45 - 10:59	10	12	22
11:00 - 11:14	6	20	26
11:15 - 11:29	10	32	42
11:30 - 11:44	7	19	26
11:45 - 11:59	9	14	23
12:00 - 12:14	21	21	42
12:15 - 12:29	6	19	25
12:30 - 12:44	7	19	26
12:45 - 12:59	10	9	19
13:00 - 13:14	14	13	27
13:15 - 13:29	7	24	31
13:30 - 13:44	14	19	33
13:45 - 13:59	8	22	30
14:00 - 14:14	3	27	30
14:15 - 14:29	5	21	26
14:30 - 14:44	25	34	59
14:45 - 14:59	8	25	33
15:00 - 15:14	9	21	30
15:15 - 15:29	16	28	44
15:30 - 15:44	21	32	53
15:45 - 15:59	8	19	27
16:00 - 16:14	7	26	33
16:15 - 16:29	18	26	44
16:30 - 16:44	15	29	44
16:45 - 16:59	11	22	33
17:00 - 17:14	11	18	29
17:15 - 17:29	16	27	43
17:30 - 17:44	10	21	31
17:45 - 17:59	7	23	30
18:00 - 18:14	6	26	32
18:15 - 18:29	8	15	23
18:30 - 18:44	13	18	31
18:45 - 18:59	9	16	25
19:00 - 19:14	9	13	22
19:15 - 19:29	8	13	21
19:30 - 19:44	9	15	24
19:45 - 19:59	7	11	18
20:00 - 20:14	10	7	17
20:15 - 20:29	10	18	28

20:30 - 20:44	7	5	12
20:45 - 20:59	2	7	9
21:00 - 21:14	4	7	11
21:15 - 21:29	5	9	14
21:30 - 21:44	4	6	10
21:45 - 21:59	5	12	17
22:00 - 22:14	3	7	10
22:15 - 22:29	1	1	2
22:30 - 22:44	3	6	9
22:45 - 22:59	4	6	10
23:00 - 23:14	4	3	7
23:15 - 23:29	2	4	6
23:30 - 23:44	3	1	4
23:45 - 23:59	3	1	4
Totals	663	1318	1981

AM Peak Time 06:29 - 07:28 07:08 - 08:07 07:12 - 08:11

AM Peak

Volume	58	166	218
--------	----	-----	-----

PM Peak Time 14:36 - 15:35 15:25 - 16:24 14:36 - 15:35

PM Peak

Volume	63	111	171
--------	----	-----	-----







20:30 - 20:44	0	0	1	7	3	1	0	0	0	0	0	0	0	0	0	12
20:45 - 20:59	0	1	1	0	4	2	0	1	0	0	0	0	0	0	0	9
21:00 - 21:14	0	0	1	1	5	4	0	0	0	0	0	0	0	0	0	11
21:15 - 21:29	0	3	3	1	7	0	0	0	0	0	0	0	0	0	0	14
21:30 - 21:44	0	0	0	2	6	2	0	0	0	0	0	0	0	0	0	10
21:45 - 21:59	0	0	3	4	6	4	0	0	0	0	0	0	0	0	0	17
22:00 - 22:14	0	1	0	1	5	3	0	0	0	0	0	0	0	0	0	10
22:15 - 22:29	0	0	0	0	2	0	0	0	0	0	0	0	0	0	0	2
22:30 - 22:44	0	0	1	4	4	0	0	0	0	0	0	0	0	0	0	9
22:45 - 22:59	0	0	1	4	4	0	0	0	1	0	0	0	0	0	0	10
23:00 - 23:14	0	1	0	2	3	1	0	0	0	0	0	0	0	0	0	7
23:15 - 23:29	0	0	0	4	1	1	0	0	0	0	0	0	0	0	0	6
23:30 - 23:44	0	0	0	2	1	1	0	0	0	0	0	0	0	0	0	4
23:45 - 23:59	0	0	0	3	0	1	0	0	0	0	0	0	0	0	0	4
Totals	7	42	174	522	847	337	38	9	2	0	0	0	2	0	1	1981
Percent of Total	0.4	2.1	8.8	26.4	42.8	17.0	1.9	0.5	0.1	0.0	0.0	0.0	0.1	0.0	0.1	100
Percent of AM	0.1	0.8	8.6	24.7	44.3	18.9	2.3	0.1	0.1	0.0	0.0	0.0	0.0	0.0	0.1	100
Percent of PM	0.5	3.0	8.9	27.4	41.8	15.7	1.7	0.7	0.1	0.0	0.0	0.0	0.2	0.0	0.0	100

Standard Deviation:	5.7 MPH	85th Percentile:	27.4 MPH
Mean Speed:	22.1 MPH	15th Percentile:	16.7 MPH
Median Speed:	22.4 MPH	90th Percentile:	28.8 MPH
Modal Speed:	23.5 MPH	95th Percentile:	30.3 MPH

Study Date: Tuesday, 06/26/2018  
Unit ID: 0154  
Location: SW 11th Street, East of SW 27th Avenue

	Westbound Volume	Eastbound Volume	Total Volume	
00:00 - 00:14	0	12	12	12
00:15 - 00:29	2	11	13	13
00:30 - 00:44	1	15	16	16
00:45 - 00:59	3	8	11	11
01:00 - 01:14	0	6	6	6
01:15 - 01:29	3	6	9	9
01:30 - 01:44	0	11	11	11
01:45 - 01:59	0	4	4	4
02:00 - 02:14	1	3	4	4
02:15 - 02:29	1	2	3	3
02:30 - 02:44	0	1	1	1
02:45 - 02:59	1	4	5	5
03:00 - 03:14	0	0	0	0
03:15 - 03:29	1	1	2	2
03:30 - 03:44	3	0	3	3
03:45 - 03:59	1	2	3	3
04:00 - 04:14	0	1	1	1
04:15 - 04:29	1	1	2	2
04:30 - 04:44	1	2	3	3
04:45 - 04:59	2	0	2	2
05:00 - 05:14	0	2	2	2
05:15 - 05:29	6	1	7	7
05:30 - 05:44	3	5	8	8
05:45 - 05:59	7	2	9	9
06:00 - 06:14	7	7	14	14
06:15 - 06:29	7	4	11	11
06:30 - 06:44	4	7	11	11
06:45 - 06:59	10	6	16	16
07:00 - 07:14	6	9	15	15
07:15 - 07:29	11	9	20	20
07:30 - 07:44	11	19	30	30
07:45 - 07:59	11	24	35	35
08:00 - 08:14	13	20	33	33
08:15 - 08:29	9	19	28	28
08:30 - 08:44	10	10	20	20
08:45 - 08:59	10	23	33	33
09:00 - 09:14	18	18	36	36
09:15 - 09:29	7	10	17	17

09:30 - 09:44	7	13	20
09:45 - 09:59	11	20	31
10:00 - 10:14	8	20	28
10:15 - 10:29	2	10	12
10:30 - 10:44	9	13	22
10:45 - 10:59	13	13	26
11:00 - 11:14	7	11	18
11:15 - 11:29	4	21	25
11:30 - 11:44	8	17	25
11:45 - 11:59	6	16	22
12:00 - 12:14	3	9	12
12:15 - 12:29	4	10	14
12:30 - 12:44	11	10	21
12:45 - 12:59	7	14	21
13:00 - 13:14	10	16	26
13:15 - 13:29	9	19	28
13:30 - 13:44	7	14	21
13:45 - 13:59	8	23	31
14:00 - 14:14	7	18	25
14:15 - 14:29	9	11	20
14:30 - 14:44	4	15	19
14:45 - 14:59	5	27	32
15:00 - 15:14	6	27	33
15:15 - 15:29	5	13	18
15:30 - 15:44	6	15	21
15:45 - 15:59	8	24	32
16:00 - 16:14	6	16	22
16:15 - 16:29	13	22	35
16:30 - 16:44	11	24	35
16:45 - 16:59	17	27	44
17:00 - 17:14	20	25	45
17:15 - 17:29	10	28	38
17:30 - 17:44	12	32	44
17:45 - 17:59	6	30	36
18:00 - 18:14	12	20	32
18:15 - 18:29	11	17	28
18:30 - 18:44	9	25	34
18:45 - 18:59	10	20	30
19:00 - 19:14	15	9	24
19:15 - 19:29	14	15	29
19:30 - 19:44	7	13	20
19:45 - 19:59	12	20	32
20:00 - 20:14	5	12	17
20:15 - 20:29	7	11	18
20:30 - 20:44	10	9	19
20:45 - 20:59	6	12	18

21:00 - 21:14	10	8	18
21:15 - 21:29	1	18	19
21:30 - 21:44	4	33	37
21:45 - 21:59	6	16	22
22:00 - 22:14	2	21	23
22:15 - 22:29	6	18	24
22:30 - 22:44	2	16	18
22:45 - 22:59	2	10	12
23:00 - 23:14	3	16	19
23:15 - 23:29	3	17	20
23:30 - 23:44	1	2	3
23:45 - 23:59	0	16	16
Totals	608	1282	1890

AM Peak Time 08:09 - 09:08 07:30 - 08:29 07:28 - 08:27

AM Peak

Volume	50	82	127
--------	----	----	-----

PM Peak Time 16:14 - 17:13 17:08 - 18:07 16:46 - 17:45

PM Peak

Volume	61	117	172
--------	----	-----	-----

Study Date: Wednesday, 06/27/2018  
Unit ID: 0154  
Location: SW 11th Street, East of SW 27th Avenue

	Westbound	Eastbound	Total	
00:00 - 00:14	0	47	47	47
00:15 - 00:29	0	42	42	42
00:30 - 00:44	0	37	37	37
00:45 - 00:59	0	34	34	34
01:00 - 01:14	1	39	40	40
01:15 - 01:29	1	23	24	24
01:30 - 01:44	0	24	24	24
01:45 - 01:59	2	14	16	16
02:00 - 02:14	1	18	19	19
02:15 - 02:29	1	19	20	20
02:30 - 02:44	0	9	9	9
02:45 - 02:59	2	21	23	23
03:00 - 03:14	1	12	13	13
03:15 - 03:29	4	21	25	25
03:30 - 03:44	1	7	8	8
03:45 - 03:59	4	13	17	17
04:00 - 04:14	1	17	18	18
04:15 - 04:29	0	16	16	16
04:30 - 04:44	2	23	25	25
04:45 - 04:59	1	7	8	8
05:00 - 05:14	1	4	5	5
05:15 - 05:29	5	3	8	8
05:30 - 05:44	3	3	6	6
05:45 - 05:59	5	0	5	5
06:00 - 06:14	7	3	10	10
06:15 - 06:29	10	2	12	12
06:30 - 06:44	6	6	12	12
06:45 - 06:59	9	8	17	17
07:00 - 07:14	14	10	24	24
07:15 - 07:29	10	9	19	19
07:30 - 07:44	13	14	27	27
07:45 - 07:59	8	14	22	22
08:00 - 08:14	16	8	24	24
08:15 - 08:29	11	11	22	22
08:30 - 08:44	18	16	34	34
08:45 - 08:59	9	10	19	19
09:00 - 09:14	11	22	33	33
09:15 - 09:29	8	11	19	19
09:30 - 09:44	3	12	15	15

09:45 - 09:59	9	10	19
10:00 - 10:14	11	12	23
10:15 - 10:29	8	7	15
10:30 - 10:44	8	13	21
10:45 - 10:59	9	12	21
11:00 - 11:14	5	17	22
11:15 - 11:29	8	12	20
11:30 - 11:44	9	12	21
11:45 - 11:59	8	6	14
12:00 - 12:14	7	12	19
12:15 - 12:29	6	12	18
12:30 - 12:44	6	16	22
12:45 - 12:59	5	10	15
13:00 - 13:14	8	16	24
13:15 - 13:29	9	13	22
13:30 - 13:44	5	8	13
13:45 - 13:59	9	12	21
14:00 - 14:14	8	14	22
14:15 - 14:29	13	11	24
14:30 - 14:44	11	11	22
14:45 - 14:59	8	10	18
15:00 - 15:14	8	13	21
15:15 - 15:29	13	20	33
15:30 - 15:44	6	15	21
15:45 - 15:59	11	9	20
16:00 - 16:14	7	8	15
16:15 - 16:29	9	13	22
16:30 - 16:44	8	17	25
16:45 - 16:59	14	21	35
17:00 - 17:14	17	30	47
17:15 - 17:29	21	16	37
17:30 - 17:44	10	24	34
17:45 - 17:59	12	26	38
18:00 - 18:14	8	20	28
18:15 - 18:29	15	25	40
18:30 - 18:44	11	24	35
18:45 - 18:59	10	20	30
19:00 - 19:14	11	15	26
19:15 - 19:29	12	13	25
19:30 - 19:44	3	13	16
19:45 - 19:59	6	18	24
20:00 - 20:14	10	14	24
20:15 - 20:29	10	7	17



20:30 - 20:44	10	10	20
20:45 - 20:59	5	10	15
21:00 - 21:14	7	4	11
21:15 - 21:29	8	9	17
21:30 - 21:44	6	10	16
21:45 - 21:59	3	10	13
22:00 - 22:14	5	4	9
22:15 - 22:29	5	10	15
22:30 - 22:44	5	4	9
22:45 - 22:59	2	3	5
23:00 - 23:14	2	6	8
23:15 - 23:29	1	4	5
23:30 - 23:44	0	10	10
23:45 - 23:59	1	0	1
Totals	651	1330	1981

AM Peak Time 07:57 - 08:56 00:05 - 01:04 00:05 - 01:04

AM Peak

Volume	56	172	173
--------	----	-----	-----

PM Peak Time 16:43 - 17:42 17:42 - 18:41 16:58 - 17:57

PM Peak

Volume	63	101	156
--------	----	-----	-----





20:30 - 20:44	0	0	6	3	6	2	1	1	0	0	0	0	0	0	0	19
20:45 - 20:59	0	0	3	6	5	3	1	0	0	0	0	0	0	0	0	18
21:00 - 21:14	0	0	2	4	11	0	1	0	0	0	0	0	0	0	0	18
21:15 - 21:29	0	0	1	2	11	2	2	1	0	0	0	0	0	0	0	19
21:30 - 21:44	0	0	0	5	13	12	6	1	0	0	0	0	0	0	0	37
21:45 - 21:59	0	0	4	5	10	3	0	0	0	0	0	0	0	0	0	22
22:00 - 22:14	0	0	0	4	11	7	1	0	0	0	0	0	0	0	0	23
22:15 - 22:29	0	0	2	5	13	2	2	0	0	0	0	0	0	0	0	24
22:30 - 22:44	0	1	3	4	7	3	0	0	0	0	0	0	0	0	0	18
22:45 - 22:59	0	0	3	1	5	3	0	0	0	0	0	0	0	0	0	12
23:00 - 23:14	0	0	1	3	6	7	2	0	0	0	0	0	0	0	0	19
23:15 - 23:29	0	0	2	4	11	3	0	0	0	0	0	0	0	0	0	20
23:30 - 23:44	0	0	0	1	1	1	0	0	0	0	0	0	0	0	0	3
23:45 - 23:59	0	0	0	3	5	5	3	0	0	0	0	0	0	0	0	16
Totals	2	37	157	345	704	454	153	33	4	1	0	0	0	0	0	1890
Percent of Total	0.1	2.0	8.3	18.3	37.2	24.0	8.1	1.7	0.2	0.1	0.0	0.0	0.0	0.0	0.0	100
Percent of AM	0.1	2.0	7.9	20.6	37.1	22.5	7.9	1.6	0.1	0.1	0.0	0.0	0.0	0.0	0.0	100
Percent of PM	0.1	1.9	8.5	16.9	37.3	24.9	8.2	1.8	0.2	0.0	0.0	0.0	0.0	0.0	0.0	100

Standard Deviation:	6.2 MPH	85th Percentile:	30.0 MPH
Mean Speed:	23.8 MPH	15th Percentile:	17.3 MPH
Median Speed:	23.9 MPH	90th Percentile:	31.0 MPH
Modal Speed:	23.5 MPH	95th Percentile:	34.1 MPH





20:30 - 20:44	0	1	0	5	9	5	0	0	0	0	0	0	0	0	0	20
20:45 - 20:59	0	0	0	3	6	3	2	1	0	0	0	0	0	0	0	15
21:00 - 21:14	0	0	3	2	3	2	0	1	0	0	0	0	0	0	0	11
21:15 - 21:29	0	0	1	5	7	4	0	0	0	0	0	0	0	0	0	17
21:30 - 21:44	0	0	2	5	6	1	2	0	0	0	0	0	0	0	0	16
21:45 - 21:59	0	0	1	4	6	2	0	0	0	0	0	0	0	0	0	13
22:00 - 22:14	0	0	0	0	6	3	0	0	0	0	0	0	0	0	0	9
22:15 - 22:29	0	0	2	2	4	7	0	0	0	0	0	0	0	0	0	15
22:30 - 22:44	0	0	1	0	3	4	1	0	0	0	0	0	0	0	0	9
22:45 - 22:59	0	1	0	2	0	2	0	0	0	0	0	0	0	0	0	5
23:00 - 23:14	0	0	1	1	1	5	0	0	0	0	0	0	0	0	0	8
23:15 - 23:29	0	0	0	0	2	0	2	1	0	0	0	0	0	0	0	5
23:30 - 23:44	0	0	0	3	3	3	1	0	0	0	0	0	0	0	0	10
23:45 - 23:59	0	0	0	0	1	0	0	0	0	0	0	0	0	0	0	1
Totals	2	37	148	378	746	491	146	24	6	1	2	0	0	0	0	1981
Percent of Total	0.1	1.9	7.5	19.1	37.7	24.8	7.4	1.2	0.3	0.1	0.1	0.0	0.0	0.0	0.0	100
Percent of AM	0.1	1.2	5.0	19.7	37.8	24.8	9.1	1.3	0.5	0.1	0.2	0.0	0.0	0.0	0.0	100
Percent of PM	0.1	2.5	9.8	18.5	37.5	24.7	5.7	1.1	0.1	0.0	0.0	0.0	0.0	0.0	0.0	100

Standard Deviation:	6.1 MPH	85th Percentile:	29.8 MPH
Mean Speed:	23.8 MPH	15th Percentile:	17.5 MPH
Median Speed:	23.8 MPH	90th Percentile:	30.8 MPH
Modal Speed:	23.5 MPH	95th Percentile:	33.7 MPH

Daily Vehicle Volume Report

Study Date: Wednesday, 05/09/2018  
Unit ID: 0217  
Location: SW 12th Street, East of SW 27th Avenue

	Westbound Volume	Eastbound Volume	Total Volume	
00:00 - 00:14	2	0	0	2
00:15 - 00:29	0	0	0	0
00:30 - 00:44	2	0	0	2
00:45 - 00:59	0	0	0	0
01:00 - 01:14	0	0	0	0
01:15 - 01:29	2	0	0	2
01:30 - 01:44	3	1	1	4
01:45 - 01:59	1	0	0	1
02:00 - 02:14	0	0	0	0
02:15 - 02:29	1	0	0	1
02:30 - 02:44	0	1	1	1
02:45 - 02:59	1	0	0	1
03:00 - 03:14	1	0	0	1
03:15 - 03:29	0	0	0	0
03:30 - 03:44	0	0	0	0
03:45 - 03:59	2	0	0	2
04:00 - 04:14	1	0	0	1
04:15 - 04:29	3	0	0	3
04:30 - 04:44	1	0	0	1
04:45 - 04:59	3	0	0	3
05:00 - 05:14	3	0	0	3
05:15 - 05:29	10	0	0	10
05:30 - 05:44	10	3	3	13
05:45 - 05:59	8	2	2	10
06:00 - 06:14	16	2	2	18
06:15 - 06:29	13	1	1	14
06:30 - 06:44	5	3	3	8
06:45 - 06:59	12	5	5	17
07:00 - 07:14	7	4	4	11
07:15 - 07:29	7	7	7	14
07:30 - 07:44	13	5	5	18
07:45 - 07:59	3	3	3	6
08:00 - 08:14	8	0	0	8
08:15 - 08:29	8	1	1	9
08:30 - 08:44	7	0	0	7
08:45 - 08:59	0	0	0	0
09:00 - 09:14	9	1	1	10
09:15 - 09:29	9	0	0	10



09:30 - 09:44	10	0	10
09:45 - 09:59	10	2	12
10:00 - 10:14	2	1	3
10:15 - 10:29	7	3	10
10:30 - 10:44	7	1	8
10:45 - 10:59	7	3	10
11:00 - 11:14	11	2	13
11:15 - 11:29	3	2	5
11:30 - 11:44	5	2	7
11:45 - 11:59	5	2	7
12:00 - 12:14	11	6	17
12:15 - 12:29	9	2	11
12:30 - 12:44	8	6	14
12:45 - 12:59	1	1	2
13:00 - 13:14	8	0	8
13:15 - 13:29	6	4	10
13:30 - 13:44	9	7	16
13:45 - 13:59	10	3	13
14:00 - 14:14	13	7	20
14:15 - 14:29	11	3	14
14:30 - 14:44	9	2	11
14:45 - 14:59	12	8	20
15:00 - 15:14	15	3	18
15:15 - 15:29	4	0	4
15:30 - 15:44	13	4	17
15:45 - 15:59	19	4	23
16:00 - 16:14	8	4	12
16:15 - 16:29	9	4	13
16:30 - 16:44	9	6	15
16:45 - 16:59	12	3	15
17:00 - 17:14	17	5	22
17:15 - 17:29	16	3	19
17:30 - 17:44	10	0	10
17:45 - 17:59	6	1	7
18:00 - 18:14	7	2	9
18:15 - 18:29	14	5	19
18:30 - 18:44	10	3	13
18:45 - 18:59	13	2	15
19:00 - 19:14	4	3	7
19:15 - 19:29	5	3	8
19:30 - 19:44	8	4	12
19:45 - 19:59	3	1	4
20:00 - 20:14	7	2	9
20:15 - 20:29	6	1	7

20:30 - 20:44	5	1	6
20:45 - 20:59	3	2	5
21:00 - 21:14	3	3	6
21:15 - 21:29	1	0	1
21:30 - 21:44	3	3	6
21:45 - 21:59	3	1	4
22:00 - 22:14	2	1	3
22:15 - 22:29	3	0	3
22:30 - 22:44	4	0	4
22:45 - 22:59	2	1	3
23:00 - 23:14	2	2	4
23:15 - 23:29	0	0	0
23:30 - 23:44	0	0	0
23:45 - 23:59	2	0	2
Totals	593	183	776

AM Peak Time 05:24 - 06:23 06:32 - 07:31 06:45 - 07:44

AM Peak

Volume	51	21	60
--------	----	----	----

PM Peak Time 16:41 - 17:40 13:13 - 14:12 16:29 - 17:28

PM Peak

Volume	56	21	71
--------	----	----	----





20:30 - 20:44	0	1	1	1	2	1	0	0	0	0	0	0	0	0	0	6
20:45 - 20:59	0	0	0	2	2	0	1	0	0	0	0	0	0	0	0	5
21:00 - 21:14	0	0	2	1	0	3	0	0	0	0	0	0	0	0	0	6
21:15 - 21:29	0	0	0	0	0	0	1	0	0	0	0	0	0	0	0	1
21:30 - 21:44	0	0	1	3	1	1	0	0	0	0	0	0	0	0	0	6
21:45 - 21:59	0	0	0	3	1	0	0	0	0	0	0	0	0	0	0	4
22:00 - 22:14	0	0	0	0	1	2	0	0	0	0	0	0	0	0	0	3
22:15 - 22:29	0	1	0	0	0	2	0	0	0	0	0	0	0	0	0	3
22:30 - 22:44	0	1	0	1	0	2	0	0	0	0	0	0	0	0	0	4
22:45 - 22:59	0	0	0	1	0	2	0	0	0	0	0	0	0	0	0	3
23:00 - 23:14	0	0	1	2	1	0	0	0	0	0	0	0	0	0	0	4
23:15 - 23:29	0	0	0	0	0	0	0	0	0	0	0	0	0	0	0	0
23:30 - 23:44	0	0	0	0	0	0	0	0	0	0	0	0	0	0	0	0
23:45 - 23:59	0	0	0	1	1	0	0	0	0	0	0	0	0	0	0	2
Totals	8	36	84	174	265	154	49	5	1	0	0	0	0	0	0	776
Percent of Total	1.0	4.6	10.8	22.4	34.1	19.8	6.3	0.6	0.1	0.0	0.0	0.0	0.0	0.0	0.0	100
Percent of AM	1.7	5.8	15.9	21.4	33.6	14.9	6.1	0.7	0.0	0.0	0.0	0.0	0.0	0.0	0.0	100
Percent of PM	0.6	4.0	7.7	23.1	34.5	22.9	6.4	0.6	0.2	0.0	0.0	0.0	0.0	0.0	0.0	100

Standard Deviation:	6.7 MPH	85th Percentile:	29.0 MPH
Mean Speed:	22.1 MPH	15th Percentile:	15.3 MPH
Median Speed:	22.6 MPH	90th Percentile:	30.3 MPH
Modal Speed:	23.5 MPH	95th Percentile:	32.6 MPH

Daily Vehicle Volume Report

Study Date: Wednesday, 05/09/2018  
Unit ID: 0214  
Location: SW 13th Street, West of SW 27th Avenue

	Westbound Volume	Eastbound Volume	Total Volume	
00:00 - 00:14	0	0	0	0
00:15 - 00:29	0	0	0	0
00:30 - 00:44	0	0	0	0
00:45 - 00:59	0	0	0	0
01:00 - 01:14	1	0	0	1
01:15 - 01:29	0	0	0	0
01:30 - 01:44	0	0	0	0
01:45 - 01:59	0	0	0	0
02:00 - 02:14	0	0	0	0
02:15 - 02:29	0	1	1	1
02:30 - 02:44	0	0	0	0
02:45 - 02:59	0	0	0	0
03:00 - 03:14	1	0	0	1
03:15 - 03:29	1	0	0	1
03:30 - 03:44	0	0	0	0
03:45 - 03:59	0	0	0	0
04:00 - 04:14	0	0	0	0
04:15 - 04:29	1	0	0	1
04:30 - 04:44	1	0	0	1
04:45 - 04:59	0	0	0	0
05:00 - 05:14	0	1	1	1
05:15 - 05:29	3	0	0	3
05:30 - 05:44	1	0	0	1
05:45 - 05:59	3	0	0	3
06:00 - 06:14	4	0	0	4
06:15 - 06:29	3	1	1	4
06:30 - 06:44	3	2	2	5
06:45 - 06:59	5	1	1	6
07:00 - 07:14	4	1	1	5
07:15 - 07:29	5	3	3	8
07:30 - 07:44	13	1	1	14
07:45 - 07:59	8	1	1	9
08:00 - 08:14	10	5	5	15
08:15 - 08:29	4	0	0	4
08:30 - 08:44	12	5	5	17
08:45 - 08:59	9	3	3	12
09:00 - 09:14	6	4	4	10
09:15 - 09:29	8	3	3	11

09:30 - 09:44	10	2	12
09:45 - 09:59	4	2	6
10:00 - 10:14	6	1	7
10:15 - 10:29	7	2	9
10:30 - 10:44	4	1	5
10:45 - 10:59	6	2	8
11:00 - 11:14	5	4	9
11:15 - 11:29	6	2	8
11:30 - 11:44	9	0	9
11:45 - 11:59	6	3	9
12:00 - 12:14	5	0	5
12:15 - 12:29	6	1	7
12:30 - 12:44	3	3	6
12:45 - 12:59	3	2	5
13:00 - 13:14	5	3	8
13:15 - 13:29	9	0	9
13:30 - 13:44	7	3	10
13:45 - 13:59	6	2	8
14:00 - 14:14	9	3	12
14:15 - 14:29	9	5	14
14:30 - 14:44	9	1	10
14:45 - 14:59	12	2	14
15:00 - 15:14	9	4	13
15:15 - 15:29	9	2	11
15:30 - 15:44	7	5	12
15:45 - 15:59	6	4	10
16:00 - 16:14	6	5	11
16:15 - 16:29	4	3	7
16:30 - 16:44	5	3	8
16:45 - 16:59	10	2	12
17:00 - 17:14	11	3	14
17:15 - 17:29	16	3	19
17:30 - 17:44	13	9	22
17:45 - 17:59	8	0	8
18:00 - 18:14	12	3	15
18:15 - 18:29	7	1	8
18:30 - 18:44	9	2	11
18:45 - 18:59	10	4	14
19:00 - 19:14	9	2	11
19:15 - 19:29	8	1	9
19:30 - 19:44	4	1	5
19:45 - 19:59	4	2	6
20:00 - 20:14	4	0	4
20:15 - 20:29	2	2	4

20:30 - 20:44	5	2	7
20:45 - 20:59	7	2	9
21:00 - 21:14	2	4	6
21:15 - 21:29	7	4	11
21:30 - 21:44	6	2	8
21:45 - 21:59	1	1	2
22:00 - 22:14	8	1	9
22:15 - 22:29	5	3	8
22:30 - 22:44	0	3	3
22:45 - 22:59	3	1	4
23:00 - 23:14	1	1	2
23:15 - 23:29	3	1	4
23:30 - 23:44	0	0	0
23:45 - 23:59	2	3	5
Totals	475	165	640

AM Peak Time 07:26 - 08:25 08:32 - 09:31 08:34 - 09:33

AM Peak

Volume	39	16	54
--------	----	----	----

PM Peak Time 16:53 - 17:52 16:43 - 17:42 16:44 - 17:43

PM Peak

Volume	53	19	70
--------	----	----	----







20:30 - 20:44	0	0	1	2	1	2	1	0	0	0	0	0	0	0	0	7
20:45 - 20:59	0	0	3	3	2	1	0	0	0	0	0	0	0	0	0	9
21:00 - 21:14	0	1	0	3	0	2	0	0	0	0	0	0	0	0	0	6
21:15 - 21:29	0	0	1	4	4	1	1	0	0	0	0	0	0	0	0	11
21:30 - 21:44	0	0	1	0	5	2	0	0	0	0	0	0	0	0	0	8
21:45 - 21:59	0	0	0	0	0	2	0	0	0	0	0	0	0	0	0	2
22:00 - 22:14	0	0	0	1	7	1	0	0	0	0	0	0	0	0	0	9
22:15 - 22:29	0	0	1	5	2	0	0	0	0	0	0	0	0	0	0	8
22:30 - 22:44	0	0	0	2	1	0	0	0	0	0	0	0	0	0	0	3
22:45 - 22:59	0	0	1	0	1	2	0	0	0	0	0	0	0	0	0	4
23:00 - 23:14	0	0	0	0	1	0	0	1	0	0	0	0	0	0	0	2
23:15 - 23:29	0	1	1	0	2	0	0	0	0	0	0	0	0	0	0	4
23:30 - 23:44	0	0	0	0	0	0	0	0	0	0	0	0	0	0	0	0
23:45 - 23:59	0	0	1	0	3	1	0	0	0	0	0	0	0	0	0	5
Totals	4	16	49	139	272	129	26	4	0	0	0	0	0	0	1	640
Percent of Total	0.6	2.5	7.7	21.7	42.5	20.2	4.1	0.6	0.0	0.0	0.0	0.0	0.0	0.0	0.2	100
Percent of AM	1.4	1.4	7.3	20.0	43.2	21.4	4.5	0.9	0.0	0.0	0.0	0.0	0.0	0.0	0.0	100
Percent of PM	0.2	3.1	7.9	22.6	42.1	19.5	3.8	0.5	0.0	0.0	0.0	0.0	0.0	0.0	0.2	100

Standard Deviation:	6.3 MPH	85th Percentile:	28.5 MPH
Mean Speed:	22.8 MPH	15th Percentile:	17.0 MPH
Median Speed:	23.0 MPH	90th Percentile:	29.7 MPH
Modal Speed:	23.5 MPH	95th Percentile:	30.9 MPH

Daily Vehicle Volume Report

Study Date: Wednesday, 05/23/2018  
Unit ID: 0085  
Location: SW 14th Street, East of SW 27th Avenue

	Westbound Volume	Eastbound Volume	Total Volume	
00:00 - 00:14	1	1	2	3
00:15 - 00:29	0	2	2	2
00:30 - 00:44	1	0	0	1
00:45 - 00:59	0	0	0	0
01:00 - 01:14	1	2	2	3
01:15 - 01:29	1	1	1	2
01:30 - 01:44	0	3	3	3
01:45 - 01:59	1	2	2	3
02:00 - 02:14	0	1	1	1
02:15 - 02:29	0	3	3	3
02:30 - 02:44	0	0	0	0
02:45 - 02:59	0	2	2	2
03:00 - 03:14	0	2	2	2
03:15 - 03:29	0	1	1	1
03:30 - 03:44	0	1	1	1
03:45 - 03:59	0	1	1	1
04:00 - 04:14	0	0	0	0
04:15 - 04:29	0	0	0	0
04:30 - 04:44	2	2	2	4
04:45 - 04:59	0	3	3	3
05:00 - 05:14	2	0	0	2
05:15 - 05:29	1	0	0	1
05:30 - 05:44	5	1	1	6
05:45 - 05:59	0	3	3	3
06:00 - 06:14	2	2	2	4
06:15 - 06:29	4	5	5	9
06:30 - 06:44	2	6	6	8
06:45 - 06:59	2	7	7	9
07:00 - 07:14	2	12	12	14
07:15 - 07:29	5	21	21	26
07:30 - 07:44	4	27	27	31
07:45 - 07:59	1	30	30	31
08:00 - 08:14	5	31	31	36
08:15 - 08:29	5	25	25	30
08:30 - 08:44	4	30	30	34
08:45 - 08:59	2	22	22	24
09:00 - 09:14	6	11	11	17
09:15 - 09:29	4	12	12	16

09:30 - 09:44	2	6	8
09:45 - 09:59	6	8	14
10:00 - 10:14	3	14	17
10:15 - 10:29	4	12	16
10:30 - 10:44	0	9	9
10:45 - 10:59	2	12	14
11:00 - 11:14	2	11	13
11:15 - 11:29	4	11	15
11:30 - 11:44	3	13	16
11:45 - 11:59	3	14	17
12:00 - 12:14	2	14	16
12:15 - 12:29	5	12	17
12:30 - 12:44	6	14	20
12:45 - 12:59	2	8	10
13:00 - 13:14	4	16	20
13:15 - 13:29	1	14	15
13:30 - 13:44	4	8	12
13:45 - 13:59	0	13	13
14:00 - 14:14	2	13	15
14:15 - 14:29	5	22	27
14:30 - 14:44	5	9	14
14:45 - 14:59	3	17	20
15:00 - 15:14	4	27	31
15:15 - 15:29	4	20	24
15:30 - 15:44	4	23	27
15:45 - 15:59	5	25	30
16:00 - 16:14	4	18	22
16:15 - 16:29	2	36	38
16:30 - 16:44	2	34	36
16:45 - 16:59	4	15	19
17:00 - 17:14	5	24	29
17:15 - 17:29	4	25	29
17:30 - 17:44	6	37	43
17:45 - 17:59	6	28	34
18:00 - 18:14	6	33	39
18:15 - 18:29	4	18	22
18:30 - 18:44	2	34	36
18:45 - 18:59	5	26	31
19:00 - 19:14	6	26	32
19:15 - 19:29	3	22	25
19:30 - 19:44	4	17	21
19:45 - 19:59	4	21	25
20:00 - 20:14	7	22	29
20:15 - 20:29	3	14	17

20:30 - 20:44	1	11	12
20:45 - 20:59	3	12	15
21:00 - 21:14	1	13	14
21:15 - 21:29	2	10	12
21:30 - 21:44	1	11	12
21:45 - 21:59	2	5	7
22:00 - 22:14	2	12	14
22:15 - 22:29	2	12	14
22:30 - 22:44	0	10	10
22:45 - 22:59	1	9	10
23:00 - 23:14	2	5	7
23:15 - 23:29	1	1	2
23:30 - 23:44	2	3	5
23:45 - 23:59	0	3	3
Totals	245	1205	1450

AM Peak Time 09:04 - 10:03 07:51 - 08:50 07:43 - 08:42

AM Peak

Volume	20	121	136
--------	----	-----	-----

PM Peak Time 16:47 - 17:46 17:09 - 18:08 17:09 - 18:08

PM Peak

Volume	23	126	146
--------	----	-----	-----







20:30 - 20:44	0	0	0	0	2	9	0	1	0	0	0	0	0	0	0	12
20:45 - 20:59	0	0	1	1	4	8	1	0	0	0	0	0	0	0	0	15
21:00 - 21:14	0	0	0	1	5	4	4	0	0	0	0	0	0	0	0	14
21:15 - 21:29	0	0	0	1	3	2	6	0	0	0	0	0	0	0	0	12
21:30 - 21:44	0	0	1	0	3	5	3	0	0	0	0	0	0	0	0	12
21:45 - 21:59	0	0	0	0	3	2	1	1	0	0	0	0	0	0	0	7
22:00 - 22:14	0	0	0	1	6	6	1	0	0	0	0	0	0	0	0	14
22:15 - 22:29	0	0	0	1	4	5	4	0	0	0	0	0	0	0	0	14
22:30 - 22:44	0	0	0	1	2	3	2	1	1	0	0	0	0	0	0	10
22:45 - 22:59	0	0	1	2	4	2	1	0	0	0	0	0	0	0	0	10
23:00 - 23:14	0	0	0	1	1	4	1	0	0	0	0	0	0	0	0	7
23:15 - 23:29	0	0	0	0	0	1	0	1	0	0	0	0	0	0	0	2
23:30 - 23:44	0	1	0	0	1	3	0	0	0	0	0	0	0	0	0	5
23:45 - 23:59	0	0	0	0	3	0	0	0	0	0	0	0	0	0	0	3
Totals	1	10	44	144	491	542	184	30	4	0	0	0	0	0	0	1450
Percent of Total	0.1	0.7	3.0	9.9	33.9	37.4	12.7	2.1	0.3	0.0	0.0	0.0	0.0	0.0	0.0	100
Percent of AM	0.0	0.8	4.2	11.4	32.0	36.6	12.6	1.9	0.4	0.0	0.0	0.0	0.0	0.0	0.0	100
Percent of PM	0.1	0.6	2.5	9.2	34.8	37.7	12.7	2.2	0.2	0.0	0.0	0.0	0.0	0.0	0.0	100

Standard Deviation:	5.5 MPH	85th Percentile:	31.0 MPH
Mean Speed:	26.1 MPH	15th Percentile:	21.2 MPH
Median Speed:	26.3 MPH	90th Percentile:	33.0 MPH
Modal Speed:	28.5 MPH	95th Percentile:	34.9 MPH

Daily Vehicle Volume Report

Study Date: Tuesday, 05/15/2018  
Unit ID: 0164  
Location: SW 15th Street, East of SW 27th Avenue

	Westbound Volume	Eastbound Volume	Total Volume	
00:00 - 00:14	1	0	0	1
00:15 - 00:29	1	0	0	1
00:30 - 00:44	1	0	0	1
00:45 - 00:59	1	0	0	1
01:00 - 01:14	0	0	0	0
01:15 - 01:29	2	0	0	2
01:30 - 01:44	0	0	0	0
01:45 - 01:59	0	0	0	0
02:00 - 02:14	0	0	0	0
02:15 - 02:29	0	0	0	0
02:30 - 02:44	0	0	0	0
02:45 - 02:59	1	0	0	1
03:00 - 03:14	0	0	0	0
03:15 - 03:29	1	0	0	1
03:30 - 03:44	1	0	0	1
03:45 - 03:59	0	0	0	0
04:00 - 04:14	1	0	0	1
04:15 - 04:29	1	0	0	1
04:30 - 04:44	1	0	0	1
04:45 - 04:59	1	0	0	1
05:00 - 05:14	4	0	0	4
05:15 - 05:29	4	0	0	4
05:30 - 05:44	2	0	0	2
05:45 - 05:59	4	0	0	4
06:00 - 06:14	6	1	1	7
06:15 - 06:29	4	2	2	6
06:30 - 06:44	14	2	2	16
06:45 - 06:59	6	1	1	7
07:00 - 07:14	13	2	2	15
07:15 - 07:29	13	1	1	14
07:30 - 07:44	18	4	4	22
07:45 - 07:59	10	0	0	10
08:00 - 08:14	15	4	4	19
08:15 - 08:29	19	0	0	19
08:30 - 08:44	13	1	1	14
08:45 - 08:59	15	6	6	21
09:00 - 09:14	10	1	1	11
09:15 - 09:29	5	7	7	12

09:30 - 09:44	9	4	13
09:45 - 09:59	3	3	6
10:00 - 10:14	6	0	6
10:15 - 10:29	5	2	7
10:30 - 10:44	2	1	3
10:45 - 10:59	9	5	14
11:00 - 11:14	9	2	11
11:15 - 11:29	5	5	10
11:30 - 11:44	5	5	10
11:45 - 11:59	8	3	11
12:00 - 12:14	11	0	11
12:15 - 12:29	12	3	15
12:30 - 12:44	9	6	15
12:45 - 12:59	6	2	8
13:00 - 13:14	9	2	11
13:15 - 13:29	5	2	7
13:30 - 13:44	7	2	9
13:45 - 13:59	9	2	11
14:00 - 14:14	9	4	13
14:15 - 14:29	9	3	12
14:30 - 14:44	8	5	13
14:45 - 14:59	10	5	15
15:00 - 15:14	15	4	19
15:15 - 15:29	21	2	23
15:30 - 15:44	8	3	11
15:45 - 15:59	8	3	11
16:00 - 16:14	8	2	10
16:15 - 16:29	12	2	14
16:30 - 16:44	13	4	17
16:45 - 16:59	12	6	18
17:00 - 17:14	25	1	26
17:15 - 17:29	18	8	26
17:30 - 17:44	15	6	21
17:45 - 17:59	15	4	19
18:00 - 18:14	9	3	12
18:15 - 18:29	14	0	14
18:30 - 18:44	19	3	22
18:45 - 18:59	7	2	9
19:00 - 19:14	4	5	9
19:15 - 19:29	8	5	13
19:30 - 19:44	3	1	4
19:45 - 19:59	6	4	10
20:00 - 20:14	8	2	10
20:15 - 20:29	4	2	6

20:30 - 20:44	6	1	7
20:45 - 20:59	3	3	6
21:00 - 21:14	8	0	8
21:15 - 21:29	9	3	12
21:30 - 21:44	7	1	8
21:45 - 21:59	6	0	6
22:00 - 22:14	2	0	2
22:15 - 22:29	1	1	2
22:30 - 22:44	4	0	4
22:45 - 22:59	3	0	3
23:00 - 23:14	3	0	3
23:15 - 23:29	1	1	2
23:30 - 23:44	2	0	2
23:45 - 23:59	2	0	2
Totals	662	180	842

AM Peak Time 07:25 - 08:24 08:46 - 09:45 08:04 - 09:03

AM Peak

Volume	64	19	75
--------	----	----	----

PM Peak Time 16:57 - 17:56 16:35 - 17:34 16:57 - 17:56

PM Peak

Volume	73	23	94
--------	----	----	----





20:30 - 20:44	0	0	0	4	0	2	0	1	0	0	0	0	0	0	0	7
20:45 - 20:59	0	0	0	2	1	2	1	0	0	0	0	0	0	0	0	6
21:00 - 21:14	0	0	0	1	2	4	0	1	0	0	0	0	0	0	0	8
21:15 - 21:29	0	0	2	3	5	2	0	0	0	0	0	0	0	0	0	12
21:30 - 21:44	0	0	1	1	1	2	3	0	0	0	0	0	0	0	0	8
21:45 - 21:59	0	0	0	0	3	2	1	0	0	0	0	0	0	0	0	6
22:00 - 22:14	0	0	0	2	0	0	0	0	0	0	0	0	0	0	0	2
22:15 - 22:29	0	0	0	1	1	0	0	0	0	0	0	0	0	0	0	2
22:30 - 22:44	0	0	1	1	1	1	0	0	0	0	0	0	0	0	0	4
22:45 - 22:59	0	0	0	0	1	2	0	0	0	0	0	0	0	0	0	3
23:00 - 23:14	0	0	0	0	1	1	1	0	0	0	0	0	0	0	0	3
23:15 - 23:29	0	0	0	0	1	1	0	0	0	0	0	0	0	0	0	2
23:30 - 23:44	0	0	0	0	2	0	0	0	0	0	0	0	0	0	0	2
23:45 - 23:59	0	0	0	0	0	1	1	0	0	0	0	0	0	0	0	2
Totals	3	22	33	106	267	266	113	28	2	2	0	0	0	0	0	842
Percent of Total	0.4	2.6	3.9	12.6	31.7	31.6	13.4	3.3	0.2	0.2	0.0	0.0	0.0	0.0	0.0	100
Percent of AM	0.6	2.6	3.9	11.9	31.2	33.4	12.5	3.5	0.3	0.0	0.0	0.0	0.0	0.0	0.0	100
Percent of PM	0.2	2.6	4.0	13.0	32.0	30.5	13.9	3.2	0.2	0.4	0.0	0.0	0.0	0.0	0.0	100

Standard Deviation:	6.6 MPH	85th Percentile:	31.8 MPH
Mean Speed:	25.5 MPH	15th Percentile:	19.2 MPH
Median Speed:	25.8 MPH	90th Percentile:	33.7 MPH
Modal Speed:	23.5 MPH	95th Percentile:	35.5 MPH

Daily Vehicle Volume Report

Study Date: Wednesday, 05/16/2018  
Unit ID: 0144  
Location: SW 16th Terrace, East of SW 27th Avenue

	Westbound Volume	Eastbound Volume	Total Volume
00:00 - 00:14	0	0	0
00:15 - 00:29	1	0	1
00:30 - 00:44	0	0	0
00:45 - 00:59	0	0	0
01:00 - 01:14	1	0	1
01:15 - 01:29	0	0	0
01:30 - 01:44	0	0	0
01:45 - 01:59	1	0	1
02:00 - 02:14	0	0	0
02:15 - 02:29	0	0	0
02:30 - 02:44	0	0	0
02:45 - 02:59	0	0	0
03:00 - 03:14	0	0	0
03:15 - 03:29	1	1	2
03:30 - 03:44	0	0	0
03:45 - 03:59	0	0	0
04:00 - 04:14	0	0	0
04:15 - 04:29	0	0	0
04:30 - 04:44	0	0	0
04:45 - 04:59	1	0	1
05:00 - 05:14	2	0	2
05:15 - 05:29	2	0	2
05:30 - 05:44	0	0	0
05:45 - 05:59	1	0	1
06:00 - 06:14	4	1	5
06:15 - 06:29	3	1	4
06:30 - 06:44	2	0	2
06:45 - 06:59	5	3	8
07:00 - 07:14	5	5	10
07:15 - 07:29	6	3	9
07:30 - 07:44	8	2	10
07:45 - 07:59	5	4	9
08:00 - 08:14	10	4	14
08:15 - 08:29	8	0	8
08:30 - 08:44	11	2	13
08:45 - 08:59	4	1	5
09:00 - 09:14	6	1	7
09:15 - 09:29	7	2	9



09:30 - 09:44	6	1	7
09:45 - 09:59	2	0	2
10:00 - 10:14	4	0	4
10:15 - 10:29	2	1	3
10:30 - 10:44	5	1	6
10:45 - 10:59	2	1	3
11:00 - 11:14	3	2	5
11:15 - 11:29	2	0	2
11:30 - 11:44	5	2	7
11:45 - 11:59	4	0	4
12:00 - 12:14	5	0	5
12:15 - 12:29	3	0	3
12:30 - 12:44	2	1	3
12:45 - 12:59	2	3	5
13:00 - 13:14	5	1	6
13:15 - 13:29	6	0	6
13:30 - 13:44	5	1	6
13:45 - 13:59	8	0	8
14:00 - 14:14	3	1	4
14:15 - 14:29	5	1	6
14:30 - 14:44	3	2	5
14:45 - 14:59	3	2	5
15:00 - 15:14	2	3	5
15:15 - 15:29	11	3	14
15:30 - 15:44	6	1	7
15:45 - 15:59	10	2	12
16:00 - 16:14	8	4	12
16:15 - 16:29	7	2	9
16:30 - 16:44	6	5	11
16:45 - 16:59	6	2	8
17:00 - 17:14	13	3	16
17:15 - 17:29	14	10	24
17:30 - 17:44	13	6	19
17:45 - 17:59	9	4	13
18:00 - 18:14	9	4	13
18:15 - 18:29	8	3	11
18:30 - 18:44	3	1	4
18:45 - 18:59	4	2	6
19:00 - 19:14	8	0	8
19:15 - 19:29	4	1	5
19:30 - 19:44	4	3	7
19:45 - 19:59	3	1	4
20:00 - 20:14	3	2	5
20:15 - 20:29	1	1	2

20:30 - 20:44	1	1	2
20:45 - 20:59	4	2	6
21:00 - 21:14	0	0	0
21:15 - 21:29	2	3	5
21:30 - 21:44	4	3	7
21:45 - 21:59	3	2	5
22:00 - 22:14	3	1	4
22:15 - 22:29	4	1	5
22:30 - 22:44	1	0	1
22:45 - 22:59	1	0	1
23:00 - 23:14	0	0	0
23:15 - 23:29	2	0	2
23:30 - 23:44	0	0	0
23:45 - 23:59	1	0	1
Totals	357	126	483

AM Peak Time 08:06 - 09:05 07:10 - 08:09 07:11 - 08:10

AM Peak

Volume	35	18	47
--------	----	----	----

PM Peak Time 16:51 - 17:50 16:56 - 17:55 16:51 - 17:50

PM Peak

Volume	51	25	74
--------	----	----	----





20:30 - 20:44	0	0	1	1	0	0	0	0	0	0	0	0	0	0	0	2
20:45 - 20:59	0	0	1	4	0	1	0	0	0	0	0	0	0	0	0	6
21:00 - 21:14	0	0	0	0	0	0	0	0	0	0	0	0	0	0	0	0
21:15 - 21:29	0	1	0	3	0	1	0	0	0	0	0	0	0	0	0	5
21:30 - 21:44	0	1	1	4	1	0	0	0	0	0	0	0	0	0	0	7
21:45 - 21:59	0	0	2	1	2	0	0	0	0	0	0	0	0	0	0	5
22:00 - 22:14	0	0	1	0	2	1	0	0	0	0	0	0	0	0	0	4
22:15 - 22:29	0	0	3	1	1	0	0	0	0	0	0	0	0	0	0	5
22:30 - 22:44	0	0	1	0	0	0	0	0	0	0	0	0	0	0	0	1
22:45 - 22:59	0	0	0	1	0	0	0	0	0	0	0	0	0	0	0	1
23:00 - 23:14	0	0	0	0	0	0	0	0	0	0	0	0	0	0	0	0
23:15 - 23:29	0	0	0	0	2	0	0	0	0	0	0	0	0	0	0	2
23:30 - 23:44	0	0	0	0	0	0	0	0	0	0	0	0	0	0	0	0
23:45 - 23:59	0	0	1	0	0	0	0	0	0	0	0	0	0	0	0	1
Totals	1	30	80	135	140	80	15	2	0	0	0	0	0	0	0	483
Percent of Total	0.2	6.2	16.6	28.0	29.0	16.6	3.1	0.4	0.0	0.0	0.0	0.0	0.0	0.0	0.0	100
Percent of AM	0.6	4.8	15.0	25.7	28.7	22.2	3.0	0.0	0.0	0.0	0.0	0.0	0.0	0.0	0.0	100
Percent of PM	0.0	7.0	17.4	29.1	29.1	13.6	3.2	0.6	0.0	0.0	0.0	0.0	0.0	0.0	0.0	100

Standard Deviation:	6.4 MPH	85th Percentile:	27.5 MPH
Mean Speed:	20.7 MPH	15th Percentile:	13.6 MPH
Median Speed:	20.8 MPH	90th Percentile:	29.0 MPH
Modal Speed:	23.5 MPH	95th Percentile:	30.5 MPH

Daily Vehicle Volume Report

Study Date: Tuesday, 05/15/2018  
Unit ID: 0212  
Location: SW 17th Street, East of SW 27th Avenue

	Westbound Volume	Eastbound Volume	Total Volume	
00:00 - 00:14	0	0	1	1
00:15 - 00:29	0	0	2	2
00:30 - 00:44	0	0	2	2
00:45 - 00:59	0	0	1	1
01:00 - 01:14	0	0	3	3
01:15 - 01:29	1	0	1	2
01:30 - 01:44	0	0	1	1
01:45 - 01:59	1	0	3	4
02:00 - 02:14	0	0	1	1
02:15 - 02:29	0	0	1	1
02:30 - 02:44	0	0	1	1
02:45 - 02:59	0	0	2	2
03:00 - 03:14	0	0	0	0
03:15 - 03:29	0	0	1	1
03:30 - 03:44	1	0	1	2
03:45 - 03:59	0	0	0	0
04:00 - 04:14	0	0	0	0
04:15 - 04:29	0	0	0	0
04:30 - 04:44	1	0	0	1
04:45 - 04:59	1	0	1	2
05:00 - 05:14	0	0	0	0
05:15 - 05:29	0	0	1	1
05:30 - 05:44	2	0	1	3
05:45 - 05:59	2	0	1	3
06:00 - 06:14	3	0	3	6
06:15 - 06:29	4	0	2	6
06:30 - 06:44	4	0	4	8
06:45 - 06:59	5	0	4	9
07:00 - 07:14	6	0	7	13
07:15 - 07:29	7	0	7	14
07:30 - 07:44	8	0	16	24
07:45 - 07:59	8	0	18	26
08:00 - 08:14	8	0	14	22
08:15 - 08:29	4	0	26	30
08:30 - 08:44	6	0	16	22
08:45 - 08:59	2	0	9	11
09:00 - 09:14	5	0	11	16
09:15 - 09:29	6	0	8	14

09:30 - 09:44	3	7	10
09:45 - 09:59	5	9	14
10:00 - 10:14	4	7	11
10:15 - 10:29	5	9	14
10:30 - 10:44	0	15	15
10:45 - 10:59	4	9	13
11:00 - 11:14	8	10	18
11:15 - 11:29	7	8	15
11:30 - 11:44	3	14	17
11:45 - 11:59	2	18	20
12:00 - 12:14	1	10	11
12:15 - 12:29	3	7	10
12:30 - 12:44	2	9	11
12:45 - 12:59	4	6	10
13:00 - 13:14	4	9	13
13:15 - 13:29	2	7	9
13:30 - 13:44	3	5	8
13:45 - 13:59	1	6	7
14:00 - 14:14	6	5	11
14:15 - 14:29	5	13	18
14:30 - 14:44	2	10	12
14:45 - 14:59	4	9	13
15:00 - 15:14	8	15	23
15:15 - 15:29	10	15	25
15:30 - 15:44	1	12	13
15:45 - 15:59	5	6	11
16:00 - 16:14	4	16	20
16:15 - 16:29	5	16	21
16:30 - 16:44	7	16	23
16:45 - 16:59	10	9	19
17:00 - 17:14	7	17	24
17:15 - 17:29	3	10	13
17:30 - 17:44	6	18	24
17:45 - 17:59	4	13	17
18:00 - 18:14	2	11	13
18:15 - 18:29	4	6	10
18:30 - 18:44	3	15	18
18:45 - 18:59	6	15	21
19:00 - 19:14	6	10	16
19:15 - 19:29	3	13	16
19:30 - 19:44	4	9	13
19:45 - 19:59	3	8	11
20:00 - 20:14	6	12	18
20:15 - 20:29	4	9	13

20:30 - 20:44	3	10	13
20:45 - 20:59	2	12	14
21:00 - 21:14	2	9	11
21:15 - 21:29	2	8	10
21:30 - 21:44	0	4	4
21:45 - 21:59	2	6	8
22:00 - 22:14	0	6	6
22:15 - 22:29	2	4	6
22:30 - 22:44	0	4	4
22:45 - 22:59	0	7	7
23:00 - 23:14	1	0	1
23:15 - 23:29	0	3	3
23:30 - 23:44	0	4	4
23:45 - 23:59	1	1	2
Totals	289	721	1010

AM Peak Time 07:09 - 08:08 07:48 - 08:47 07:30 - 08:29

AM Peak

Volume	32	78	102
--------	----	----	-----

PM Peak Time 16:16 - 17:15 16:04 - 17:03 16:04 - 17:03

PM Peak

Volume	30	61	87
--------	----	----	----







20:30 - 20:44	0	0	1	5	3	2	2	0	0	0	0	0	0	0	0	13
20:45 - 20:59	0	0	0	6	4	4	0	0	0	0	0	0	0	0	0	14
21:00 - 21:14	0	1	2	1	4	2	1	0	0	0	0	0	0	0	0	11
21:15 - 21:29	0	1	1	2	5	1	0	0	0	0	0	0	0	0	0	10
21:30 - 21:44	0	1	0	1	1	1	0	0	0	0	0	0	0	0	0	4
21:45 - 21:59	0	0	0	2	4	2	0	0	0	0	0	0	0	0	0	8
22:00 - 22:14	0	0	0	2	3	1	0	0	0	0	0	0	0	0	0	6
22:15 - 22:29	0	1	2	3	0	0	0	0	0	0	0	0	0	0	0	6
22:30 - 22:44	0	1	1	1	1	0	0	0	0	0	0	0	0	0	0	4
22:45 - 22:59	0	3	4	0	0	0	0	0	0	0	0	0	0	0	0	7
23:00 - 23:14	0	1	0	0	0	0	0	0	0	0	0	0	0	0	0	1
23:15 - 23:29	0	0	0	1	1	1	0	0	0	0	0	0	0	0	0	3
23:30 - 23:44	0	0	0	1	1	2	0	0	0	0	0	0	0	0	0	4
23:45 - 23:59	0	0	0	0	2	0	0	0	0	0	0	0	0	0	0	2
Totals	0	43	92	189	391	218	70	6	1	0	0	0	0	0	0	1010
Percent of Total	0.0	4.3	9.1	18.7	38.7	21.6	6.9	0.6	0.1	0.0	0.0	0.0	0.0	0.0	0.0	100
Percent of AM	0.0	4.0	8.5	16.4	38.6	23.9	7.7	0.7	0.2	0.0	0.0	0.0	0.0	0.0	0.0	100
Percent of PM	0.0	4.4	9.5	20.2	38.8	20.1	6.4	0.5	0.0	0.0	0.0	0.0	0.0	0.0	0.0	100

Standard Deviation:	6.3 MPH	85th Percentile:	29.3 MPH
Mean Speed:	22.9 MPH	15th Percentile:	16.4 MPH
Median Speed:	23.3 MPH	90th Percentile:	30.4 MPH
Modal Speed:	23.5 MPH	95th Percentile:	32.9 MPH

Daily Vehicle Volume Report

Study Date: Wednesday, 05/16/2018  
Unit ID: 0168  
Location: SW 18th Street, East of SW 27th Avenue

	Westbound Volume	Eastbound Volume	Total Volume	
00:00 - 00:14	0	0	0	0
00:15 - 00:29	0	1	1	1
00:30 - 00:44	1	0	1	1
00:45 - 00:59	2	0	2	2
01:00 - 01:14	0	0	0	0
01:15 - 01:29	0	0	0	0
01:30 - 01:44	0	0	0	0
01:45 - 01:59	0	0	0	0
02:00 - 02:14	1	0	1	1
02:15 - 02:29	0	0	0	0
02:30 - 02:44	0	0	0	0
02:45 - 02:59	0	0	0	0
03:00 - 03:14	0	0	0	0
03:15 - 03:29	0	1	1	1
03:30 - 03:44	2	0	2	2
03:45 - 03:59	1	0	1	1
04:00 - 04:14	1	0	1	1
04:15 - 04:29	1	1	2	2
04:30 - 04:44	0	0	0	0
04:45 - 04:59	1	0	1	1
05:00 - 05:14	0	0	0	0
05:15 - 05:29	3	0	3	3
05:30 - 05:44	0	1	1	1
05:45 - 05:59	1	1	2	2
06:00 - 06:14	3	0	3	3
06:15 - 06:29	4	1	5	5
06:30 - 06:44	7	2	9	9
06:45 - 06:59	8	1	9	9
07:00 - 07:14	10	2	12	12
07:15 - 07:29	6	3	9	9
07:30 - 07:44	7	4	11	11
07:45 - 07:59	9	7	16	16
08:00 - 08:14	6	3	9	9
08:15 - 08:29	11	2	13	13
08:30 - 08:44	5	6	11	11
08:45 - 08:59	4	1	5	5
09:00 - 09:14	8	1	9	9
09:15 - 09:29	11	4	15	15

09:30 - 09:44	3	3	6
09:45 - 09:59	8	1	9
10:00 - 10:14	5	3	8
10:15 - 10:29	5	0	5
10:30 - 10:44	2	2	4
10:45 - 10:59	5	2	7
11:00 - 11:14	3	2	5
11:15 - 11:29	7	0	7
11:30 - 11:44	7	2	9
11:45 - 11:59	12	5	17
12:00 - 12:14	3	1	4
12:15 - 12:29	4	1	5
12:30 - 12:44	5	3	8
12:45 - 12:59	5	4	9
13:00 - 13:14	3	1	4
13:15 - 13:29	8	1	9
13:30 - 13:44	4	4	8
13:45 - 13:59	7	0	7
14:00 - 14:14	6	0	6
14:15 - 14:29	7	2	9
14:30 - 14:44	6	2	8
14:45 - 14:59	5	6	11
15:00 - 15:14	11	4	15
15:15 - 15:29	9	3	12
15:30 - 15:44	14	3	17
15:45 - 15:59	9	4	13
16:00 - 16:14	12	1	13
16:15 - 16:29	9	2	11
16:30 - 16:44	11	2	13
16:45 - 16:59	10	5	15
17:00 - 17:14	8	6	14
17:15 - 17:29	16	3	19
17:30 - 17:44	9	3	12
17:45 - 17:59	18	4	22
18:00 - 18:14	11	6	17
18:15 - 18:29	7	7	14
18:30 - 18:44	5	2	7
18:45 - 18:59	9	0	9
19:00 - 19:14	9	1	10
19:15 - 19:29	3	1	4
19:30 - 19:44	8	1	9
19:45 - 19:59	1	4	5
20:00 - 20:14	10	2	12
20:15 - 20:29	2	0	2

20:30 - 20:44	10	3	13
20:45 - 20:59	7	1	8
21:00 - 21:14	3	1	4
21:15 - 21:29	7	0	7
21:30 - 21:44	3	5	8
21:45 - 21:59	3	2	5
22:00 - 22:14	4	5	9
22:15 - 22:29	5	2	7
22:30 - 22:44	2	0	2
22:45 - 22:59	3	4	7
23:00 - 23:14	2	0	2
23:15 - 23:29	2	1	3
23:30 - 23:44	0	1	1
23:45 - 23:59	1	0	1
Totals	486	176	662

AM Peak Time 06:31 - 07:30 07:42 - 08:41 07:37 - 08:36

AM Peak

Volume	34	21	53
--------	----	----	----

PM Peak Time 17:18 - 18:17 17:29 - 18:28 17:18 - 18:17

PM Peak

Volume	56	21	74
--------	----	----	----







20:30 - 20:44	1	3	0	6	3	0	0	0	0	0	0	0	0	0	0	13
20:45 - 20:59	0	0	0	2	4	1	1	0	0	0	0	0	0	0	0	8
21:00 - 21:14	0	0	4	0	0	0	0	0	0	0	0	0	0	0	0	4
21:15 - 21:29	0	0	0	1	6	0	0	0	0	0	0	0	0	0	0	7
21:30 - 21:44	0	0	3	2	3	0	0	0	0	0	0	0	0	0	0	8
21:45 - 21:59	0	0	2	2	1	0	0	0	0	0	0	0	0	0	0	5
22:00 - 22:14	0	0	0	1	4	2	1	1	0	0	0	0	0	0	0	9
22:15 - 22:29	0	0	1	3	2	1	0	0	0	0	0	0	0	0	0	7
22:30 - 22:44	0	0	2	0	0	0	0	0	0	0	0	0	0	0	0	2
22:45 - 22:59	0	0	0	2	4	1	0	0	0	0	0	0	0	0	0	7
23:00 - 23:14	0	0	1	0	1	0	0	0	0	0	0	0	0	0	0	2
23:15 - 23:29	0	0	1	2	0	0	0	0	0	0	0	0	0	0	0	3
23:30 - 23:44	0	0	0	1	0	0	0	0	0	0	0	0	0	0	0	1
23:45 - 23:59	0	0	0	1	0	0	0	0	0	0	0	0	0	0	0	1
Totals	3	33	90	207	245	73	10	1	0	0	0	0	0	0	0	662
Percent of Total	0.5	5.0	13.6	31.3	37.0	11.0	1.5	0.2	0.0	0.0	0.0	0.0	0.0	0.0	0.0	100
Percent of AM	0.0	4.7	11.2	28.9	41.4	12.1	1.7	0.0	0.0	0.0	0.0	0.0	0.0	0.0	0.0	100
Percent of PM	0.7	5.1	14.9	32.6	34.7	10.5	1.4	0.2	0.0	0.0	0.0	0.0	0.0	0.0	0.0	100

Standard Deviation:	5.6 MPH	85th Percentile:	25.7 MPH
Mean Speed:	20.5 MPH	15th Percentile:	14.5 MPH
Median Speed:	20.9 MPH	90th Percentile:	27.2 MPH
Modal Speed:	23.5 MPH	95th Percentile:	29.5 MPH

Daily Vehicle Volume Report

Study Date: Thursday, 05/17/2018

Unit ID: 0147

Location: SW 19th Street, East of SW 27th Avenue

	Westbound Volume	Eastbound Volume	Total Volume	
00:00 - 00:14	1	1	2	
00:15 - 00:29	1	4	5	
00:30 - 00:44	0	1	1	
00:45 - 00:59	0	1	1	
01:00 - 01:14	1	0	1	
01:15 - 01:29	1	2	3	
01:30 - 01:44	0	0	0	
01:45 - 01:59	0	1	1	
02:00 - 02:14	0	2	2	
02:15 - 02:29	0	0	0	
02:30 - 02:44	0	1	1	
02:45 - 02:59	0	0	0	
03:00 - 03:14	0	0	0	
03:15 - 03:29	0	1	1	
03:30 - 03:44	3	0	3	
03:45 - 03:59	0	0	0	
04:00 - 04:14	0	0	0	
04:15 - 04:29	1	0	1	
04:30 - 04:44	0	0	0	
04:45 - 04:59	3	2	5	
05:00 - 05:14	1	0	1	
05:15 - 05:29	1	0	1	
05:30 - 05:44	1	2	3	
05:45 - 05:59	4	2	6	
06:00 - 06:14	5	3	8	
06:15 - 06:29	4	1	5	
06:30 - 06:44	4	5	9	
06:45 - 06:59	10	5	15	
07:00 - 07:14	10	8	18	
07:15 - 07:29	11	11	22	
07:30 - 07:44	8	6	14	
07:45 - 07:59	3	26	29	
08:00 - 08:14	9	24	33	
08:15 - 08:29	19	24	43	
08:30 - 08:44	9	25	34	
08:45 - 08:59	6	21	27	
09:00 - 09:14	8	13	21	
09:15 - 09:29	6	4	10	

09:30 - 09:44	8	14	22
09:45 - 09:59	7	12	19
10:00 - 10:14	9	13	22
10:15 - 10:29	6	8	14
10:30 - 10:44	5	7	12
10:45 - 10:59	3	12	15
11:00 - 11:14	7	10	17
11:15 - 11:29	11	10	21
11:30 - 11:44	8	9	17
11:45 - 11:59	10	11	21
12:00 - 12:14	6	10	16
12:15 - 12:29	10	14	24
12:30 - 12:44	14	14	28
12:45 - 12:59	9	18	27
13:00 - 13:14	5	9	14
13:15 - 13:29	5	7	12
13:30 - 13:44	4	13	17
13:45 - 13:59	8	12	20
14:00 - 14:14	3	12	15
14:15 - 14:29	11	7	18
14:30 - 14:44	12	11	23
14:45 - 14:59	13	13	26
15:00 - 15:14	15	22	37
15:15 - 15:29	13	14	27
15:30 - 15:44	15	18	33
15:45 - 15:59	13	25	38
16:00 - 16:14	19	20	39
16:15 - 16:29	20	14	34
16:30 - 16:44	16	16	32
16:45 - 16:59	19	21	40
17:00 - 17:14	21	15	36
17:15 - 17:29	26	17	43
17:30 - 17:44	17	30	47
17:45 - 17:59	24	15	39
18:00 - 18:14	15	19	34
18:15 - 18:29	18	28	46
18:30 - 18:44	11	19	30
18:45 - 18:59	16	18	34
19:00 - 19:14	9	11	20
19:15 - 19:29	5	17	22
19:30 - 19:44	5	7	12
19:45 - 19:59	6	11	17
20:00 - 20:14	8	12	20
20:15 - 20:29	6	8	14

20:30 - 20:44	4	8	12
20:45 - 20:59	2	6	8
21:00 - 21:14	2	6	8
21:15 - 21:29	5	5	10
21:30 - 21:44	3	9	12
21:45 - 21:59	2	10	12
22:00 - 22:14	3	5	8
22:15 - 22:29	2	10	12
22:30 - 22:44	2	3	5
22:45 - 22:59	5	2	7
23:00 - 23:14	5	3	8
23:15 - 23:29	2	3	5
23:30 - 23:44	0	1	1
23:45 - 23:59	3	3	6
Totals	661	893	1554

AM Peak Time 08:09 - 09:08 07:47 - 08:46 07:47 - 08:46

AM Peak

Volume	46	100	140
--------	----	-----	-----

PM Peak Time 16:56 - 17:55 17:28 - 18:27 16:56 - 17:55

PM Peak

Volume	90	92	172
--------	----	----	-----





20:30 - 20:44	0	1	1	5	2	3	0	0	0	0	0	0	0	0	0	12
20:45 - 20:59	0	0	0	2	2	3	1	0	0	0	0	0	0	0	0	8
21:00 - 21:14	0	0	1	1	3	2	1	0	0	0	0	0	0	0	0	8
21:15 - 21:29	0	0	1	2	5	2	0	0	0	0	0	0	0	0	0	10
21:30 - 21:44	0	0	2	3	5	1	0	1	0	0	0	0	0	0	0	12
21:45 - 21:59	0	0	0	5	3	4	0	0	0	0	0	0	0	0	0	12
22:00 - 22:14	0	0	1	4	3	0	0	0	0	0	0	0	0	0	0	8
22:15 - 22:29	0	0	2	3	5	1	1	0	0	0	0	0	0	0	0	12
22:30 - 22:44	0	0	1	0	3	1	0	0	0	0	0	0	0	0	0	5
22:45 - 22:59	0	0	1	0	5	1	0	0	0	0	0	0	0	0	0	7
23:00 - 23:14	0	0	1	2	3	1	1	0	0	0	0	0	0	0	0	8
23:15 - 23:29	0	0	0	1	0	4	0	0	0	0	0	0	0	0	0	5
23:30 - 23:44	0	0	0	0	1	0	0	0	0	0	0	0	0	0	0	1
23:45 - 23:59	0	0	0	1	3	2	0	0	0	0	0	0	0	0	0	6
Totals	1	25	150	354	640	323	55	4	2	0	0	0	0	0	0	1554
Percent of Total	0.1	1.6	9.7	22.8	41.2	20.8	3.5	0.3	0.1	0.0	0.0	0.0	0.0	0.0	0.0	100
Percent of AM	0.2	1.4	6.7	18.8	44.3	23.1	5.3	0.2	0.0	0.0	0.0	0.0	0.0	0.0	0.0	100
Percent of PM	0.0	1.7	11.1	24.7	39.7	19.7	2.7	0.3	0.2	0.0	0.0	0.0	0.0	0.0	0.0	100

Standard Deviation:	5.5 MPH	85th Percentile:	28.3 MPH
Mean Speed:	22.6 MPH	15th Percentile:	16.8 MPH
Median Speed:	22.9 MPH	90th Percentile:	29.5 MPH
Modal Speed:	23.5 MPH	95th Percentile:	30.7 MPH

Daily Vehicle Volume Report

Study Date: Thursday, 05/17/2018  
Unit ID: 0082  
Location: SW 19th Terrace, East of SW 27th Avenue

	Westbound Volume	Eastbound Volume	Total Volume	
00:00 - 00:14	1	0	0	1
00:15 - 00:29	0	0	0	0
00:30 - 00:44	0	1	1	1
00:45 - 00:59	0	1	1	1
01:00 - 01:14	0	1	1	1
01:15 - 01:29	0	1	1	1
01:30 - 01:44	0	1	1	1
01:45 - 01:59	1	0	0	1
02:00 - 02:14	0	0	0	0
02:15 - 02:29	0	0	0	0
02:30 - 02:44	0	0	0	0
02:45 - 02:59	0	0	0	0
03:00 - 03:14	0	0	0	0
03:15 - 03:29	0	0	0	0
03:30 - 03:44	0	0	0	0
03:45 - 03:59	0	0	0	0
04:00 - 04:14	1	1	1	2
04:15 - 04:29	0	0	0	0
04:30 - 04:44	0	0	0	0
04:45 - 04:59	1	0	0	1
05:00 - 05:14	1	0	0	1
05:15 - 05:29	3	0	0	3
05:30 - 05:44	1	0	0	1
05:45 - 05:59	1	3	3	4
06:00 - 06:14	0	1	1	1
06:15 - 06:29	2	1	1	3
06:30 - 06:44	6	2	2	8
06:45 - 06:59	8	1	1	9
07:00 - 07:14	4	2	2	6
07:15 - 07:29	8	3	3	11
07:30 - 07:44	11	4	4	15
07:45 - 07:59	9	4	4	13
08:00 - 08:14	8	8	8	16
08:15 - 08:29	11	3	3	14
08:30 - 08:44	8	4	4	12
08:45 - 08:59	14	2	2	16
09:00 - 09:14	8	2	2	10
09:15 - 09:29	10	2	2	12



09:30 - 09:44	6	3	9
09:45 - 09:59	2	3	5
10:00 - 10:14	8	1	9
10:15 - 10:29	6	1	7
10:30 - 10:44	4	1	5
10:45 - 10:59	6	2	8
11:00 - 11:14	6	2	8
11:15 - 11:29	3	1	4
11:30 - 11:44	5	3	8
11:45 - 11:59	7	2	9
12:00 - 12:14	4	1	5
12:15 - 12:29	7	1	8
12:30 - 12:44	6	4	10
12:45 - 12:59	5	1	6
13:00 - 13:14	8	2	10
13:15 - 13:29	6	0	6
13:30 - 13:44	4	3	7
13:45 - 13:59	7	0	7
14:00 - 14:14	5	1	6
14:15 - 14:29	5	1	6
14:30 - 14:44	5	0	5
14:45 - 14:59	8	4	12
15:00 - 15:14	7	7	14
15:15 - 15:29	16	2	18
15:30 - 15:44	8	3	11
15:45 - 15:59	14	1	15
16:00 - 16:14	7	2	9
16:15 - 16:29	11	3	14
16:30 - 16:44	3	5	8
16:45 - 16:59	22	1	23
17:00 - 17:14	18	2	20
17:15 - 17:29	4	2	6
17:30 - 17:44	13	5	18
17:45 - 17:59	13	3	16
18:00 - 18:14	18	3	21
18:15 - 18:29	18	3	21
18:30 - 18:44	11	1	12
18:45 - 18:59	12	7	19
19:00 - 19:14	5	3	8
19:15 - 19:29	8	1	9
19:30 - 19:44	6	1	7
19:45 - 19:59	3	3	6
20:00 - 20:14	4	4	8
20:15 - 20:29	2	1	3

20:30 - 20:44	4	0	4
20:45 - 20:59	2	2	4
21:00 - 21:14	3	0	3
21:15 - 21:29	1	3	4
21:30 - 21:44	2	2	4
21:45 - 21:59	1	4	5
22:00 - 22:14	4	2	6
22:15 - 22:29	2	1	3
22:30 - 22:44	3	4	7
22:45 - 22:59	0	1	1
23:00 - 23:14	1	1	2
23:15 - 23:29	0	1	1
23:30 - 23:44	0	1	1
23:45 - 23:59	0	0	0
Totals	486	170	656

AM Peak Time 08:10 - 09:09 07:26 - 08:25 07:35 - 08:34

AM Peak

Volume	45	21	63
--------	----	----	----

PM Peak Time 17:33 - 18:32 14:42 - 15:41 17:29 - 18:28

PM Peak

Volume	64	16	78
--------	----	----	----





20:30 - 20:44	0	0	0	2	2	0	0	0	0	0	0	0	0	0	0	4
20:45 - 20:59	0	0	0	1	3	0	0	0	0	0	0	0	0	0	0	4
21:00 - 21:14	0	1	0	2	0	0	0	0	0	0	0	0	0	0	0	3
21:15 - 21:29	0	0	0	3	0	1	0	0	0	0	0	0	0	0	0	4
21:30 - 21:44	0	1	0	0	3	0	0	0	0	0	0	0	0	0	0	4
21:45 - 21:59	0	0	1	1	3	0	0	0	0	0	0	0	0	0	0	5
22:00 - 22:14	0	0	0	2	3	1	0	0	0	0	0	0	0	0	0	6
22:15 - 22:29	0	0	0	1	2	0	0	0	0	0	0	0	0	0	0	3
22:30 - 22:44	0	0	4	1	1	1	0	0	0	0	0	0	0	0	0	7
22:45 - 22:59	0	0	0	1	0	0	0	0	0	0	0	0	0	0	0	1
23:00 - 23:14	0	0	0	1	0	1	0	0	0	0	0	0	0	0	0	2
23:15 - 23:29	0	0	1	0	0	0	0	0	0	0	0	0	0	0	0	1
23:30 - 23:44	0	0	0	0	0	0	1	0	0	0	0	0	0	0	0	1
23:45 - 23:59	0	0	0	0	0	0	0	0	0	0	0	0	0	0	0	0
Totals	1	13	48	172	304	104	14	0	0	0	0	0	0	0	0	656
Percent of Total	0.2	2.0	7.3	26.2	46.3	15.9	2.1	0.0	0.0	0.0	0.0	0.0	0.0	0.0	0.0	100
Percent of AM	0.0	3.4	9.7	27.0	42.6	15.2	2.1	0.0	0.0	0.0	0.0	0.0	0.0	0.0	0.0	100
Percent of PM	0.2	1.2	6.0	25.8	48.4	16.2	2.1	0.0	0.0	0.0	0.0	0.0	0.0	0.0	0.0	100

Standard Deviation:	5.0 MPH	85th Percentile:	26.9 MPH
Mean Speed:	22.1 MPH	15th Percentile:	17.0 MPH
Median Speed:	22.5 MPH	90th Percentile:	28.5 MPH
Modal Speed:	23.5 MPH	95th Percentile:	30.1 MPH

DAILY TOTALS					NB	SB	EB	WB	Total		
					0	0	881	462	1,343		
AM Period	NB	SB	EB	WB	TOTAL	PM Period	NB	SB	EB	WB	TOTAL
0:00	0	0	2	1	3	12:00	0	0	20	6	26
0:15	0	0	0	0		12:15	0	0	14	4	18
0:30	0	0	1	1	2	12:30	0	0	9	9	18
0:45	0	0	0	3	2	12:45	0	0	15	58	21
1:00	0	0	1	1	2	13:00	0	0	14	2	16
1:15	0	0	0	0		13:15	0	0	11	12	23
1:30	0	0	1	0	1	13:30	0	0	15	5	20
1:45	0	0	0	2	1	13:45	0	0	9	49	21
2:00	0	0	0	3	3	14:00	0	0	17	6	23
2:15	0	0	0	0		14:15	0	0	18	9	27
2:30	0	0	1	0	1	14:30	0	0	11	3	14
2:45	0	0	0	1	1	14:45	0	0	21	67	4
3:00	0	0	0	0		15:00	0	0	14	5	19
3:15	0	0	0	0		15:15	0	0	10	13	23
3:30	0	0	0	0		15:30	0	0	11	19	30
3:45	0	0	0	0		15:45	0	0	12	47	17
4:00	0	0	0	0		16:00	0	0	12	17	29
4:15	0	0	1	1	2	16:15	0	0	12	10	22
4:30	0	0	2	0	2	16:30	0	0	14	8	22
4:45	0	0	2	5	1	16:45	0	0	19	57	14
5:00	0	0	1	0	1	17:00	0	0	17	12	29
5:15	0	0	1	2	3	17:15	0	0	16	6	22
5:30	0	0	2	0	2	17:30	0	0	21	12	33
5:45	0	0	2	6	2	17:45	0	0	24	78	14
6:00	0	0	3	0	3	18:00	0	0	16	18	34
6:15	0	0	2	3	5	18:15	0	0	18	10	28
6:30	0	0	3	2	5	18:30	0	0	14	8	22
6:45	0	0	9	17	3	18:45	0	0	10	58	13
7:00	0	0	5	2	7	19:00	0	0	17	11	28
7:15	0	0	20	6	26	19:15	0	0	10	5	15
7:30	0	0	17	13	30	19:30	0	0	11	7	18
7:45	0	0	21	63	5	19:45	0	0	14	52	4
8:00	0	0	20	12	32	20:00	0	0	7	4	11
8:15	0	0	30	7	37	20:15	0	0	11	1	12
8:30	0	0	21	5	26	20:30	0	0	8	5	13
8:45	0	0	25	96	7	20:45	0	0	7	33	2
9:00	0	0	22	4	26	21:00	0	0	6	2	8
9:15	0	0	14	5	19	21:15	0	0	7	0	7
9:30	0	0	20	13	33	21:30	0	0	8	0	8
9:45	0	0	7	63	1	21:45	0	0	4	25	0
10:00	0	0	13	3	16	22:00	0	0	1	5	6
10:15	0	0	4	3	7	22:15	0	0	6	1	7
10:30	0	0	9	4	13	22:30	0	0	2	1	3
10:45	0	0	10	36	7	22:45	0	0	3	12	0
11:00	0	0	9	9	18	23:00	0	0	3	0	3
11:15	0	0	10	10	20	23:15	0	0	4	0	4
11:30	0	0	17	7	24	23:30	0	0	1	3	4
11:45	0	0	7	43	6	23:45	0	0	2	10	1
<b>TOTALS</b>			335	150	<b>485</b>	<b>TOTALS</b>			546	312	<b>858</b>
<b>SPLIT %</b>			69.1%	30.9%	<b>36.1%</b>	<b>SPLIT %</b>			63.6%	36.4%	<b>63.9%</b>

DAILY TOTALS					NB	SB	EB	WB	Total
					0	0	881	462	1,343

AM Peak Hour			8:15	7:30	8:00	PM Peak Hour			17:30	15:15	17:30
AM Pk Volume			98	37	127	PM Pk Volume			58	66	133
Pk Hr Factor			0.817	0.712	0.858	Pk Hr Factor			0.806	0.765	0.875
7 - 9 Volume	0	0	159	57	216	4 - 6 Volume	0	0	135	93	228
7 - 9 Peak Hour			8:00	7:30	8:00	4 - 6 Peak Hour			17:00	16:00	17:00
7 - 9 Pk Volume	0	0	96	37	127	4 - 6 Pk Volume	0	0	78	49	122
Pk Hr Factor	0.000	0.000	0.800	0.712	0.858	Pk Hr Factor	0.000	0.000	0.813	0.721	0.803

**SPEED**

SW 20th St Bet. SW 27th Ave &amp; SW 25th Ave

Day: Thursday

City: Miami

Date: 6/2/2016

Project #: FL16\_3169\_009

**Summary**

Time	< 15	15 - 19	20 - 24	25 - 29	30 - 34	35 - 39	40 - 44	45 - 49	50 - 54	55 - 59	60 - 64	65 - 69	70 +	Total
0:00 AM	1	2	2	0	0	0	0	0	0	0	0	0	0	5
1:00	0	1	0	1	0	1	0	0	0	0	0	0	0	3
2:00	0	0	4	1	0	0	0	0	0	0	0	0	0	5
3:00	0	0	0	0	0	0	0	0	0	0	0	0	0	0
4:00	0	0	2	4	0	1	0	0	0	0	0	0	0	7
5:00	2	1	3	3	1	0	0	0	0	0	0	0	0	10
6:00	1	3	7	6	8	0	0	0	0	0	0	0	0	25
7:00	8	12	26	31	12	0	0	0	0	0	0	0	0	89
8:00	11	17	34	50	15	0	0	0	0	0	0	0	0	127
9:00	5	12	30	25	12	2	0	0	0	0	0	0	0	86
10:00	3	8	18	16	6	2	0	0	0	0	0	0	0	53
11:00	3	8	31	17	15	1	0	0	0	0	0	0	0	75
12:00 PM	2	6	25	32	12	2	0	0	0	0	0	0	0	79
13:00	3	11	17	27	12	0	0	0	0	0	0	0	0	70
14:00	2	10	18	40	16	2	1	0	0	0	0	0	0	89
15:00	4	8	28	42	15	3	1	0	0	0	0	0	0	101
16:00	3	5	31	48	14	3	2	0	0	0	0	0	0	106
17:00	0	9	38	50	17	6	2	0	0	0	0	0	0	122
18:00	5	13	25	39	21	4	0	0	0	0	0	0	0	107
19:00	4	9	21	28	15	2	0	0	0	0	0	0	0	79
20:00	3	6	11	19	6	0	0	0	0	0	0	0	0	45
21:00	1	4	11	10	1	0	0	0	0	0	0	0	0	27
22:00	1	2	9	2	4	1	0	0	0	0	0	0	0	19
23:00	1	1	8	4	0	0	0	0	0	0	0	0	0	14
<b>Totals</b>	<b>63</b>	<b>148</b>	<b>399</b>	<b>495</b>	<b>202</b>	<b>30</b>	<b>6</b>							<b>1343</b>
<b>% of Totals</b>	<b>5%</b>	<b>11%</b>	<b>30%</b>	<b>37%</b>	<b>15%</b>	<b>2%</b>	<b>0%</b>							<b>100%</b>

<b>AM Volumes</b>	34	64	157	154	69	7	0	0	0	0	0	0	0	485
<b>% AM</b>	3%	5%	12%	11%	5%	1%								36%
<b>AM Peak Hour</b>	8:00	8:00	8:00	8:00	8:00	9:00								8:00
<b>Volume</b>	11	17	34	50	15	2								127
<b>PM Volumes</b>	29	84	242	341	133	23	6	0	0	0	0	0	0	858
<b>% PM</b>	2%	6%	18%	25%	10%	2%	0%							64%
<b>PM Peak Hour</b>	18:00	18:00	17:00	17:00	18:00	17:00	16:00							17:00
<b>Volume</b>	5	13	38	50	21	6	2							122
<b>Directional Peak Periods</b>			<b>AM 7-9</b>			<b>NOON 12-2</b>			<b>PM 4-6</b>			<b>Off Peak Volumes</b>		
<b>All Speeds</b>	Volume			%	Volume		%	Volume		%	Volume		%	
	216	↔		16%	149	↔	11%	228	↔	17%	750	↔	56%	

Street Name	Direction	Percentiles					ADT
		15th	50th	Average	85th	95th	
SW 20th St	Summary	20	26	25	31	34	1343

Daily Vehicle Volume Report

Study Date: Wednesday, 05/23/2018  
Unit ID: 0185  
Location: SW 21st Street, East of SW 27th Avenue

	Westbound Volume	Eastbound Volume	Total Volume	
00:00 - 00:14	0	0	0	0
00:15 - 00:29	0	0	0	0
00:30 - 00:44	0	0	0	0
00:45 - 00:59	0	0	0	0
01:00 - 01:14	0	0	0	0
01:15 - 01:29	1	0	0	1
01:30 - 01:44	0	0	0	0
01:45 - 01:59	0	1	1	1
02:00 - 02:14	0	0	0	0
02:15 - 02:29	0	0	0	0
02:30 - 02:44	0	0	0	0
02:45 - 02:59	0	0	0	0
03:00 - 03:14	0	0	0	0
03:15 - 03:29	0	0	0	0
03:30 - 03:44	0	0	0	0
03:45 - 03:59	0	0	0	0
04:00 - 04:14	0	0	0	0
04:15 - 04:29	0	0	0	0
04:30 - 04:44	0	0	0	0
04:45 - 04:59	1	0	0	1
05:00 - 05:14	0	0	0	0
05:15 - 05:29	0	0	0	0
05:30 - 05:44	0	0	0	0
05:45 - 05:59	2	0	0	2
06:00 - 06:14	0	0	0	0
06:15 - 06:29	0	0	0	0
06:30 - 06:44	1	2	2	3
06:45 - 06:59	1	1	1	2
07:00 - 07:14	9	1	1	10
07:15 - 07:29	5	1	1	6
07:30 - 07:44	7	3	3	10
07:45 - 07:59	4	3	3	7
08:00 - 08:14	7	2	2	9
08:15 - 08:29	12	5	5	17
08:30 - 08:44	17	2	2	19
08:45 - 08:59	17	2	2	19
09:00 - 09:14	13	4	4	17
09:15 - 09:29	9	1	1	10



09:30 - 09:44	9	2	11
09:45 - 09:59	8	2	10
10:00 - 10:14	8	6	14
10:15 - 10:29	2	6	8
10:30 - 10:44	5	3	8
10:45 - 10:59	5	5	10
11:00 - 11:14	6	5	11
11:15 - 11:29	9	1	10
11:30 - 11:44	8	1	9
11:45 - 11:59	13	6	19
12:00 - 12:14	7	2	9
12:15 - 12:29	9	2	11
12:30 - 12:44	4	3	7
12:45 - 12:59	11	3	14
13:00 - 13:14	7	4	11
13:15 - 13:29	4	3	7
13:30 - 13:44	8	1	9
13:45 - 13:59	15	2	17
14:00 - 14:14	24	0	24
14:15 - 14:29	14	2	16
14:30 - 14:44	4	2	6
14:45 - 14:59	10	4	14
15:00 - 15:14	8	5	13
15:15 - 15:29	17	3	20
15:30 - 15:44	22	5	27
15:45 - 15:59	17	4	21
16:00 - 16:14	28	7	35
16:15 - 16:29	21	2	23
16:30 - 16:44	12	4	16
16:45 - 16:59	23	2	25
17:00 - 17:14	22	4	26
17:15 - 17:29	28	2	30
17:30 - 17:44	40	2	42
17:45 - 17:59	27	3	30
18:00 - 18:14	20	2	22
18:15 - 18:29	26	2	28
18:30 - 18:44	20	4	24
18:45 - 18:59	16	4	20
19:00 - 19:14	6	4	10
19:15 - 19:29	13	2	15
19:30 - 19:44	10	1	11
19:45 - 19:59	8	2	10
20:00 - 20:14	7	3	10
20:15 - 20:29	4	5	9

20:30 - 20:44	5	3	8
20:45 - 20:59	2	4	6
21:00 - 21:14	3	2	5
21:15 - 21:29	1	1	2
21:30 - 21:44	2	0	2
21:45 - 21:59	5	3	8
22:00 - 22:14	3	2	5
22:15 - 22:29	3	2	5
22:30 - 22:44	6	3	9
22:45 - 22:59	2	0	2
23:00 - 23:14	0	1	1
23:15 - 23:29	0	1	1
23:30 - 23:44	1	1	2
23:45 - 23:59	0	1	1
Totals	724	189	913

AM Peak Time 08:15 - 09:14 10:03 - 11:02 08:10 - 09:09

AM Peak

Volume	59	21	72
--------	----	----	----

PM Peak Time 17:17 - 18:16 15:20 - 16:19 16:59 - 17:58

PM Peak

Volume	120	20	130
--------	-----	----	-----





20:30 - 20:44	0	0	2	1	2	2	1	0	0	0	0	0	0	0	0	8
20:45 - 20:59	0	0	1	1	1	1	2	0	0	0	0	0	0	0	0	6
21:00 - 21:14	0	0	0	3	0	2	0	0	0	0	0	0	0	0	0	5
21:15 - 21:29	0	0	0	2	0	0	0	0	0	0	0	0	0	0	0	2
21:30 - 21:44	0	0	0	0	0	1	1	0	0	0	0	0	0	0	0	2
21:45 - 21:59	0	0	0	3	2	1	2	0	0	0	0	0	0	0	0	8
22:00 - 22:14	0	0	0	1	3	1	0	0	0	0	0	0	0	0	0	5
22:15 - 22:29	0	0	0	0	2	2	1	0	0	0	0	0	0	0	0	5
22:30 - 22:44	0	1	0	3	4	1	0	0	0	0	0	0	0	0	0	9
22:45 - 22:59	0	0	0	0	0	2	0	0	0	0	0	0	0	0	0	2
23:00 - 23:14	0	0	0	1	0	0	0	0	0	0	0	0	0	0	0	1
23:15 - 23:29	0	0	0	1	0	0	0	0	0	0	0	0	0	0	0	1
23:30 - 23:44	0	0	0	1	1	0	0	0	0	0	0	0	0	0	0	2
23:45 - 23:59	0	0	0	1	0	0	0	0	0	0	0	0	0	0	0	1
Totals	5	8	27	124	323	290	117	18	0	1	0	0	0	0	0	913
Percent of Total	0.5	0.9	3.0	13.6	35.4	31.8	12.8	2.0	0.0	0.1	0.0	0.0	0.0	0.0	0.0	100
Percent of AM	0.0	0.4	4.9	16.0	31.1	30.3	13.9	3.3	0.0	0.0	0.0	0.0	0.0	0.0	0.0	100
Percent of PM	0.7	1.0	2.2	12.7	36.9	32.3	12.4	1.5	0.0	0.1	0.0	0.0	0.0	0.0	0.0	100

Standard Deviation:	5.9 MPH	85th Percentile:	31.0 MPH
Mean Speed:	25.5 MPH	15th Percentile:	19.9 MPH
Median Speed:	25.5 MPH	90th Percentile:	32.9 MPH
Modal Speed:	23.5 MPH	95th Percentile:	34.8 MPH

Daily Vehicle Volume Report

Study Date: Wednesday, 05/23/2018  
Unit ID: 0112  
Location: SW 21st Terrace, East of SW 27th Avenue

	Westbound Volume	Eastbound Volume	Total Volume	
00:00 - 00:14	0	0	0	0
00:15 - 00:29	0	1	1	1
00:30 - 00:44	0	0	0	0
00:45 - 00:59	1	1	2	2
01:00 - 01:14	0	0	0	0
01:15 - 01:29	0	0	0	0
01:30 - 01:44	0	0	0	0
01:45 - 01:59	0	0	0	0
02:00 - 02:14	1	0	1	1
02:15 - 02:29	1	0	1	1
02:30 - 02:44	1	0	1	1
02:45 - 02:59	0	0	0	0
03:00 - 03:14	0	0	0	0
03:15 - 03:29	0	0	0	0
03:30 - 03:44	0	0	0	0
03:45 - 03:59	0	0	0	0
04:00 - 04:14	0	1	1	1
04:15 - 04:29	0	0	0	0
04:30 - 04:44	2	0	2	2
04:45 - 04:59	1	0	1	1
05:00 - 05:14	0	0	0	0
05:15 - 05:29	1	0	1	1
05:30 - 05:44	1	0	1	1
05:45 - 05:59	2	2	4	4
06:00 - 06:14	3	1	4	4
06:15 - 06:29	4	0	4	4
06:30 - 06:44	6	2	8	8
06:45 - 06:59	3	2	5	5
07:00 - 07:14	5	4	9	9
07:15 - 07:29	10	5	15	15
07:30 - 07:44	13	7	20	20
07:45 - 07:59	13	7	20	20
08:00 - 08:14	10	10	20	20
08:15 - 08:29	14	3	17	17
08:30 - 08:44	25	2	27	27
08:45 - 08:59	13	9	22	22
09:00 - 09:14	17	11	28	28
09:15 - 09:29	10	1	11	11

09:30 - 09:44	9	1	10
09:45 - 09:59	8	8	16
10:00 - 10:14	9	11	20
10:15 - 10:29	14	5	19
10:30 - 10:44	11	7	18
10:45 - 10:59	14	7	21
11:00 - 11:14	15	4	19
11:15 - 11:29	16	6	22
11:30 - 11:44	15	3	18
11:45 - 11:59	13	8	21
12:00 - 12:14	17	3	20
12:15 - 12:29	20	2	22
12:30 - 12:44	19	7	26
12:45 - 12:59	16	3	19
13:00 - 13:14	12	5	17
13:15 - 13:29	19	7	26
13:30 - 13:44	19	3	22
13:45 - 13:59	11	1	12
14:00 - 14:14	13	7	20
14:15 - 14:29	19	4	23
14:30 - 14:44	18	3	21
14:45 - 14:59	20	4	24
15:00 - 15:14	30	7	37
15:15 - 15:29	20	4	24
15:30 - 15:44	29	0	29
15:45 - 15:59	21	2	23
16:00 - 16:14	23	3	26
16:15 - 16:29	26	5	31
16:30 - 16:44	13	5	18
16:45 - 16:59	21	5	26
17:00 - 17:14	26	7	33
17:15 - 17:29	31	2	33
17:30 - 17:44	26	7	33
17:45 - 17:59	40	9	49
18:00 - 18:14	29	5	34
18:15 - 18:29	23	8	31
18:30 - 18:44	26	6	32
18:45 - 18:59	26	5	31
19:00 - 19:14	23	6	29
19:15 - 19:29	22	7	29
19:30 - 19:44	15	3	18
19:45 - 19:59	13	5	18
20:00 - 20:14	10	6	16
20:15 - 20:29	5	5	10

20:30 - 20:44	5	7	12
20:45 - 20:59	5	6	11
21:00 - 21:14	6	3	9
21:15 - 21:29	9	1	10
21:30 - 21:44	6	3	9
21:45 - 21:59	10	4	14
22:00 - 22:14	2	1	3
22:15 - 22:29	2	4	6
22:30 - 22:44	2	1	3
22:45 - 22:59	0	0	0
23:00 - 23:14	1	0	1
23:15 - 23:29	0	0	0
23:30 - 23:44	2	5	7
23:45 - 23:59	1	0	1
Totals	1033	325	1358

AM Peak Time 08:20 - 09:19 09:46 - 10:45 08:20 - 09:19

AM Peak

Volume	71	33	95
--------	----	----	----

PM Peak Time 17:10 - 18:09 17:33 - 18:32 17:06 - 18:05

PM Peak

Volume	133	31	156
--------	-----	----	-----







20:30 - 20:44	0	0	0	2	4	4	1	1	0	0	0	0	0	0	0	12
20:45 - 20:59	0	0	1	6	3	1	0	0	0	0	0	0	0	0	0	11
21:00 - 21:14	0	0	0	0	5	3	1	0	0	0	0	0	0	0	0	9
21:15 - 21:29	0	0	0	0	5	1	4	0	0	0	0	0	0	0	0	10
21:30 - 21:44	0	0	2	1	2	3	1	0	0	0	0	0	0	0	0	9
21:45 - 21:59	0	0	2	1	6	3	1	1	0	0	0	0	0	0	0	14
22:00 - 22:14	0	0	1	0	1	1	0	0	0	0	0	0	0	0	0	3
22:15 - 22:29	0	1	1	0	3	1	0	0	0	0	0	0	0	0	0	6
22:30 - 22:44	0	0	1	0	1	0	1	0	0	0	0	0	0	0	0	3
22:45 - 22:59	0	0	0	0	0	0	0	0	0	0	0	0	0	0	0	0
23:00 - 23:14	0	0	0	0	0	0	1	0	0	0	0	0	0	0	0	1
23:15 - 23:29	0	0	0	0	0	0	0	0	0	0	0	0	0	0	0	0
23:30 - 23:44	0	0	1	2	3	0	1	0	0	0	0	0	0	0	0	7
23:45 - 23:59	0	0	0	0	0	1	0	0	0	0	0	0	0	0	0	1
Totals	0	13	48	156	447	419	222	42	10	0	1	0	0	0	0	1358
Percent of Total	0.0	1.0	3.5	11.5	32.9	30.9	16.3	3.1	0.7	0.0	0.1	0.0	0.0	0.0	0.0	100
Percent of AM	0.0	0.5	3.4	10.7	32.2	33.2	16.1	2.7	1.0	0.0	0.2	0.0	0.0	0.0	0.0	100
Percent of PM	0.0	1.2	3.6	11.8	33.2	29.9	16.5	3.3	0.6	0.0	0.0	0.0	0.0	0.0	0.0	100

Standard Deviation:	6.1 MPH	85th Percentile:	32.6 MPH
Mean Speed:	26.2 MPH	15th Percentile:	20.6 MPH
Median Speed:	26.2 MPH	90th Percentile:	34.1 MPH
Modal Speed:	23.5 MPH	95th Percentile:	35.7 MPH

Daily Vehicle Volume Report

Study Date: Thursday, 05/10/2018  
Unit ID: 0109  
Location: SW 25th Avenue, North of SW 14th Street

	Southbound Volume	Northbound Volume	Total Volume
00:00 - 00:14	0	0	0
00:15 - 00:29	1	0	1
00:30 - 00:44	1	0	1
00:45 - 00:59	0	0	0
01:00 - 01:14	0	0	0
01:15 - 01:29	0	0	0
01:30 - 01:44	1	2	3
01:45 - 01:59	1	0	1
02:00 - 02:14	0	3	3
02:15 - 02:29	0	0	0
02:30 - 02:44	0	0	0
02:45 - 02:59	0	1	1
03:00 - 03:14	0	1	1
03:15 - 03:29	0	0	0
03:30 - 03:44	0	0	0
03:45 - 03:59	0	2	2
04:00 - 04:14	0	0	0
04:15 - 04:29	0	0	0
04:30 - 04:44	0	1	1
04:45 - 04:59	0	3	3
05:00 - 05:14	0	1	1
05:15 - 05:29	2	1	3
05:30 - 05:44	1	1	2
05:45 - 05:59	3	0	3
06:00 - 06:14	1	0	1
06:15 - 06:29	1	1	2
06:30 - 06:44	3	1	4
06:45 - 06:59	3	2	5
07:00 - 07:14	6	4	10
07:15 - 07:29	4	6	10
07:30 - 07:44	8	9	17
07:45 - 07:59	2	9	11
08:00 - 08:14	6	9	15
08:15 - 08:29	3	11	14
08:30 - 08:44	4	8	12
08:45 - 08:59	6	13	19
09:00 - 09:14	7	1	8
09:15 - 09:29	4	4	8

09:30 - 09:44	3	5	8
09:45 - 09:59	0	6	6
10:00 - 10:14	6	3	9
10:15 - 10:29	7	5	12
10:30 - 10:44	5	6	11
10:45 - 10:59	3	6	9
11:00 - 11:14	10	1	11
11:15 - 11:29	3	1	4
11:30 - 11:44	5	5	10
11:45 - 11:59	4	4	8
12:00 - 12:14	6	10	16
12:15 - 12:29	1	7	8
12:30 - 12:44	6	7	13
12:45 - 12:59	5	1	6
13:00 - 13:14	5	6	11
13:15 - 13:29	3	12	15
13:30 - 13:44	2	7	9
13:45 - 13:59	5	2	7
14:00 - 14:14	5	4	9
14:15 - 14:29	1	7	8
14:30 - 14:44	5	10	15
14:45 - 14:59	1	9	10
15:00 - 15:14	4	9	13
15:15 - 15:29	4	15	19
15:30 - 15:44	7	13	20
15:45 - 15:59	5	13	18
16:00 - 16:14	1	6	7
16:15 - 16:29	2	5	7
16:30 - 16:44	4	12	16
16:45 - 16:59	5	8	13
17:00 - 17:14	5	12	17
17:15 - 17:29	12	18	30
17:30 - 17:44	6	29	35
17:45 - 17:59	10	6	16
18:00 - 18:14	7	17	24
18:15 - 18:29	5	12	17
18:30 - 18:44	2	7	9
18:45 - 18:59	6	6	12
19:00 - 19:14	3	9	12
19:15 - 19:29	5	5	10
19:30 - 19:44	5	2	7
19:45 - 19:59	2	4	6
20:00 - 20:14	1	6	7
20:15 - 20:29	3	0	3

20:30 - 20:44	1	3	4
20:45 - 20:59	2	2	4
21:00 - 21:14	3	4	7
21:15 - 21:29	6	6	12
21:30 - 21:44	4	5	9
21:45 - 21:59	4	3	7
22:00 - 22:14	4	3	7
22:15 - 22:29	2	2	4
22:30 - 22:44	2	1	3
22:45 - 22:59	1	2	3
23:00 - 23:14	1	3	4
23:15 - 23:29	1	2	3
23:30 - 23:44	0	0	0
23:45 - 23:59	1	1	2
Totals	295	469	764

AM Peak Time 10:17 - 11:16 07:57 - 08:56 07:58 - 08:57  
AM Peak  
Volume 27 42 61

PM Peak Time 17:16 - 18:15 17:08 - 18:07 17:08 - 18:07  
PM Peak  
Volume 36 72 106







20:30 - 20:44	0	0	0	2	2	0	0	0	0	0	0	0	0	0	0	4
20:45 - 20:59	0	0	0	2	0	2	0	0	0	0	0	0	0	0	0	4
21:00 - 21:14	0	0	1	2	3	1	0	0	0	0	0	0	0	0	0	7
21:15 - 21:29	0	0	3	3	2	3	1	0	0	0	0	0	0	0	0	12
21:30 - 21:44	0	0	1	3	1	3	1	0	0	0	0	0	0	0	0	9
21:45 - 21:59	0	0	0	2	4	1	0	0	0	0	0	0	0	0	0	7
22:00 - 22:14	0	1	1	1	4	0	0	0	0	0	0	0	0	0	0	7
22:15 - 22:29	0	0	0	0	3	1	0	0	0	0	0	0	0	0	0	4
22:30 - 22:44	0	0	0	0	3	0	0	0	0	0	0	0	0	0	0	3
22:45 - 22:59	0	0	1	0	2	0	0	0	0	0	0	0	0	0	0	3
23:00 - 23:14	0	0	1	1	0	1	1	0	0	0	0	0	0	0	0	4
23:15 - 23:29	0	0	1	0	0	1	1	0	0	0	0	0	0	0	0	3
23:30 - 23:44	0	0	0	0	0	0	0	0	0	0	0	0	0	0	0	0
23:45 - 23:59	0	0	0	1	0	0	1	0	0	0	0	0	0	0	0	2
Totals	4	14	54	224	275	146	39	4	3	1	0	0	0	0	0	764
Percent of Total	0.5	1.8	7.1	29.3	36.0	19.1	5.1	0.5	0.4	0.1	0.0	0.0	0.0	0.0	0.0	100
Percent of AM	0.8	2.4	8.0	29.6	34.0	19.2	4.8	0.8	0.4	0.0	0.0	0.0	0.0	0.0	0.0	100
Percent of PM	0.4	1.6	6.6	29.2	37.0	19.1	5.3	0.4	0.4	0.2	0.0	0.0	0.0	0.0	0.0	100

Standard Deviation:	5.9 MPH	85th Percentile:	28.7 MPH
Mean Speed:	22.6 MPH	15th Percentile:	16.9 MPH
Median Speed:	22.6 MPH	90th Percentile:	30.0 MPH
Modal Speed:	23.5 MPH	95th Percentile:	32.1 MPH

Daily Vehicle Volume Report

Study Date: Thursday, 05/17/2018  
Unit ID: 0149  
Location: SW 25th Avenue, South of SW 17th Street

	Southbound Volume	Northbound Volume	Total Volume
00:00 - 00:14	0	0	0
00:15 - 00:29	0	0	0
00:30 - 00:44	0	1	1
00:45 - 00:59	1	1	2
01:00 - 01:14	0	0	0
01:15 - 01:29	0	0	0
01:30 - 01:44	0	1	1
01:45 - 01:59	2	1	3
02:00 - 02:14	1	0	1
02:15 - 02:29	0	0	0
02:30 - 02:44	0	0	0
02:45 - 02:59	0	0	0
03:00 - 03:14	1	0	1
03:15 - 03:29	2	0	2
03:30 - 03:44	0	0	0
03:45 - 03:59	0	0	0
04:00 - 04:14	0	0	0
04:15 - 04:29	0	0	0
04:30 - 04:44	0	1	1
04:45 - 04:59	1	1	2
05:00 - 05:14	1	0	1
05:15 - 05:29	0	0	0
05:30 - 05:44	2	2	4
05:45 - 05:59	4	0	4
06:00 - 06:14	1	1	2
06:15 - 06:29	5	2	7
06:30 - 06:44	6	3	9
06:45 - 06:59	9	6	15
07:00 - 07:14	9	1	10
07:15 - 07:29	8	2	10
07:30 - 07:44	11	5	16
07:45 - 07:59	9	1	10
08:00 - 08:14	7	4	11
08:15 - 08:29	18	8	26
08:30 - 08:44	14	6	20
08:45 - 08:59	7	8	15
09:00 - 09:14	2	5	7
09:15 - 09:29	7	2	9

09:30 - 09:44	8	6	14
09:45 - 09:59	7	2	9
10:00 - 10:14	5	3	8
10:15 - 10:29	4	8	12
10:30 - 10:44	5	7	12
10:45 - 10:59	5	6	11
11:00 - 11:14	11	4	15
11:15 - 11:29	13	8	21
11:30 - 11:44	9	2	11
11:45 - 11:59	4	7	11
12:00 - 12:14	11	7	18
12:15 - 12:29	9	7	16
12:30 - 12:44	8	4	12
12:45 - 12:59	7	2	9
13:00 - 13:14	10	0	10
13:15 - 13:29	6	5	11
13:30 - 13:44	8	3	11
13:45 - 13:59	7	5	12
14:00 - 14:14	8	4	12
14:15 - 14:29	12	5	17
14:30 - 14:44	16	4	20
14:45 - 14:59	5	6	11
15:00 - 15:14	14	6	20
15:15 - 15:29	9	6	15
15:30 - 15:44	17	5	22
15:45 - 15:59	14	4	18
16:00 - 16:14	13	8	21
16:15 - 16:29	7	5	12
16:30 - 16:44	11	6	17
16:45 - 16:59	14	12	26
17:00 - 17:14	13	6	19
17:15 - 17:29	13	12	25
17:30 - 17:44	14	12	26
17:45 - 17:59	18	7	25
18:00 - 18:14	15	7	22
18:15 - 18:29	11	15	26
18:30 - 18:44	8	3	11
18:45 - 18:59	11	2	13
19:00 - 19:14	7	8	15
19:15 - 19:29	12	3	15
19:30 - 19:44	8	5	13
19:45 - 19:59	9	6	15
20:00 - 20:14	6	6	12
20:15 - 20:29	3	3	6

20:30 - 20:44	3	5	8
20:45 - 20:59	9	3	12
21:00 - 21:14	5	2	7
21:15 - 21:29	5	3	8
21:30 - 21:44	3	5	8
21:45 - 21:59	10	5	15
22:00 - 22:14	2	1	3
22:15 - 22:29	2	3	5
22:30 - 22:44	2	1	3
22:45 - 22:59	1	3	4
23:00 - 23:14	1	2	3
23:15 - 23:29	3	2	5
23:30 - 23:44	2	2	4
23:45 - 23:59	3	1	4
Totals	604	352	956

AM Peak Time 07:47 - 08:46 08:10 - 09:09 08:00 - 08:59  
AM Peak  
Volume 50 28 72

PM Peak Time 17:04 - 18:03 16:42 - 17:41 17:25 - 18:24  
PM Peak  
Volume 64 42 104





20:30 - 20:44	0	0	2	2	4	0	0	0	0	0	0	0	0	0	0	8
20:45 - 20:59	0	0	0	5	7	0	0	0	0	0	0	0	0	0	0	12
21:00 - 21:14	0	0	0	1	4	2	0	0	0	0	0	0	0	0	0	7
21:15 - 21:29	0	1	1	3	2	0	1	0	0	0	0	0	0	0	0	8
21:30 - 21:44	0	0	1	3	2	1	1	0	0	0	0	0	0	0	0	8
21:45 - 21:59	1	0	2	6	4	2	0	0	0	0	0	0	0	0	0	15
22:00 - 22:14	0	0	2	1	0	0	0	0	0	0	0	0	0	0	0	3
22:15 - 22:29	0	0	1	2	2	0	0	0	0	0	0	0	0	0	0	5
22:30 - 22:44	0	0	1	0	2	0	0	0	0	0	0	0	0	0	0	3
22:45 - 22:59	0	0	0	3	0	0	1	0	0	0	0	0	0	0	0	4
23:00 - 23:14	0	0	0	1	1	1	0	0	0	0	0	0	0	0	0	3
23:15 - 23:29	0	0	1	0	2	2	0	0	0	0	0	0	0	0	0	5
23:30 - 23:44	0	0	0	1	3	0	0	0	0	0	0	0	0	0	0	4
23:45 - 23:59	0	0	1	1	0	2	0	0	0	0	0	0	0	0	0	4
Totals	1	18	84	257	379	174	34	8	0	1	0	0	0	0	0	956
Percent of Total	0.1	1.9	8.8	26.9	39.6	18.2	3.6	0.8	0.0	0.1	0.0	0.0	0.0	0.0	0.0	100
Percent of AM	0.0	2.9	5.4	26.4	39.8	19.7	5.1	0.6	0.0	0.0	0.0	0.0	0.0	0.0	0.0	100
Percent of PM	0.2	1.4	10.4	27.1	39.6	17.4	2.8	0.9	0.0	0.2	0.0	0.0	0.0	0.0	0.0	100

Standard Deviation:	5.6 MPH	85th Percentile:	28.1 MPH
Mean Speed:	22.4 MPH	15th Percentile:	16.8 MPH
Median Speed:	22.6 MPH	90th Percentile:	29.5 MPH
Modal Speed:	23.5 MPH	95th Percentile:	30.8 MPH

Daily Vehicle Volume Report

Study Date: Thursday, 05/17/2018  
Unit ID: 0186  
Location: SW 25th Avenue, South of SW 19th Terrace

	Southbound Volume	Northbound Volume	Total Volume
00:00 - 00:14	1	0	1
00:15 - 00:29	2	0	2
00:30 - 00:44	1	2	3
00:45 - 00:59	1	0	1
01:00 - 01:14	1	0	1
01:15 - 01:29	1	0	1
01:30 - 01:44	0	1	1
01:45 - 01:59	2	2	4
02:00 - 02:14	0	0	0
02:15 - 02:29	0	0	0
02:30 - 02:44	1	0	1
02:45 - 02:59	1	1	2
03:00 - 03:14	1	0	1
03:15 - 03:29	1	0	1
03:30 - 03:44	0	0	0
03:45 - 03:59	0	0	0
04:00 - 04:14	1	1	2
04:15 - 04:29	0	0	0
04:30 - 04:44	0	1	1
04:45 - 04:59	1	1	2
05:00 - 05:14	1	0	1
05:15 - 05:29	1	2	3
05:30 - 05:44	2	0	2
05:45 - 05:59	6	1	7
06:00 - 06:14	1	0	1
06:15 - 06:29	2	4	6
06:30 - 06:44	9	6	15
06:45 - 06:59	13	8	21
07:00 - 07:14	9	4	13
07:15 - 07:29	8	3	11
07:30 - 07:44	15	4	19
07:45 - 07:59	16	7	23
08:00 - 08:14	19	10	29
08:15 - 08:29	10	10	20
08:30 - 08:44	15	6	21
08:45 - 08:59	11	14	25
09:00 - 09:14	8	8	16
09:15 - 09:29	10	4	14



09:30 - 09:44	6	8	14
09:45 - 09:59	8	5	13
10:00 - 10:14	7	3	10
10:15 - 10:29	8	11	19
10:30 - 10:44	6	9	15
10:45 - 10:59	9	9	18
11:00 - 11:14	5	8	13
11:15 - 11:29	11	9	20
11:30 - 11:44	10	5	15
11:45 - 11:59	7	8	15
12:00 - 12:14	10	10	20
12:15 - 12:29	5	16	21
12:30 - 12:44	11	10	21
12:45 - 12:59	8	8	16
13:00 - 13:14	7	5	12
13:15 - 13:29	4	6	10
13:30 - 13:44	10	6	16
13:45 - 13:59	6	11	17
14:00 - 14:14	10	7	17
14:15 - 14:29	10	9	19
14:30 - 14:44	12	8	20
14:45 - 14:59	10	9	19
15:00 - 15:14	13	11	24
15:15 - 15:29	8	12	20
15:30 - 15:44	10	11	21
15:45 - 15:59	18	11	29
16:00 - 16:14	10	14	24
16:15 - 16:29	4	14	18
16:30 - 16:44	13	19	32
16:45 - 16:59	15	24	39
17:00 - 17:14	8	20	28
17:15 - 17:29	15	23	38
17:30 - 17:44	17	27	44
17:45 - 17:59	19	10	29
18:00 - 18:14	20	12	32
18:15 - 18:29	15	25	40
18:30 - 18:44	17	10	27
18:45 - 18:59	15	11	26
19:00 - 19:14	13	10	23
19:15 - 19:29	10	5	15
19:30 - 19:44	7	10	17
19:45 - 19:59	8	10	18
20:00 - 20:14	10	8	18
20:15 - 20:29	4	6	10

20:30 - 20:44	4	10	14
20:45 - 20:59	3	6	9
21:00 - 21:14	5	2	7
21:15 - 21:29	6	5	11
21:30 - 21:44	2	7	9
21:45 - 21:59	8	7	15
22:00 - 22:14	7	3	10
22:15 - 22:29	2	5	7
22:30 - 22:44	2	2	4
22:45 - 22:59	0	5	5
23:00 - 23:14	3	6	9
23:15 - 23:29	4	2	6
23:30 - 23:44	1	2	3
23:45 - 23:59	1	1	2
Totals	668	646	1314

AM Peak Time 07:37 - 08:36 08:10 - 09:09 07:37 - 08:36  
AM Peak  
Volume 64 42 98

PM Peak Time 17:27 - 18:26 16:42 - 17:41 16:44 - 17:43  
PM Peak  
Volume 73 97 153





20:30 - 20:44	0	1	2	9	2	0	0	0	0	0	0	0	0	0	0	14
20:45 - 20:59	0	1	2	4	2	0	0	0	0	0	0	0	0	0	0	9
21:00 - 21:14	0	0	0	4	3	0	0	0	0	0	0	0	0	0	0	7
21:15 - 21:29	0	0	2	4	5	0	0	0	0	0	0	0	0	0	0	11
21:30 - 21:44	0	0	3	4	1	1	0	0	0	0	0	0	0	0	0	9
21:45 - 21:59	0	0	3	8	4	0	0	0	0	0	0	0	0	0	0	15
22:00 - 22:14	0	0	3	3	4	0	0	0	0	0	0	0	0	0	0	10
22:15 - 22:29	0	0	2	3	2	0	0	0	0	0	0	0	0	0	0	7
22:30 - 22:44	0	0	0	3	1	0	0	0	0	0	0	0	0	0	0	4
22:45 - 22:59	0	0	0	2	2	1	0	0	0	0	0	0	0	0	0	5
23:00 - 23:14	0	0	2	5	2	0	0	0	0	0	0	0	0	0	0	9
23:15 - 23:29	0	0	0	1	4	1	0	0	0	0	0	0	0	0	0	6
23:30 - 23:44	0	0	0	1	2	0	0	0	0	0	0	0	0	0	0	3
23:45 - 23:59	0	1	0	0	1	0	0	0	0	0	0	0	0	0	0	2
Totals	4	16	139	583	520	49	1	0	1	0	0	0	0	1	0	1314
Percent of Total	0.3	1.2	10.6	44.4	39.6	3.7	0.1	0.0	0.1	0.0	0.0	0.0	0.0	0.1	0.0	100
Percent of AM	0.9	0.9	9.0	41.8	42.1	5.0	0.0	0.0	0.2	0.0	0.0	0.0	0.0	0.0	0.0	100
Percent of PM	0.0	1.3	11.3	45.6	38.4	3.1	0.1	0.0	0.0	0.0	0.0	0.0	0.0	0.1	0.0	100

Standard Deviation:	4.5 MPH	85th Percentile:	24.6 MPH
Mean Speed:	20.2 MPH	15th Percentile:	16.3 MPH
Median Speed:	20.3 MPH	90th Percentile:	25.2 MPH
Modal Speed:	18.5 MPH	95th Percentile:	25.9 MPH

Daily Vehicle Volume

Study Date: Wednesday, 05/23/2018  
 Unit ID: 0224  
 Location: SW 25th Avenue, North of SW 21st Terrace

	Southbound Volume	Northbound Volume	Total Volume	
00:00 - 00:14	2	0	0	2
00:15 - 00:29	1	1	1	2
00:30 - 00:44	0	0	0	0
00:45 - 00:59	3	1	1	4
01:00 - 01:14	0	0	0	0
01:15 - 01:29	0	0	0	0
01:30 - 01:44	1	0	0	1
01:45 - 01:59	0	0	0	0
02:00 - 02:14	0	0	0	0
02:15 - 02:29	0	0	0	0
02:30 - 02:44	1	1	1	2
02:45 - 02:59	0	0	0	0
03:00 - 03:14	0	0	0	0
03:15 - 03:29	0	0	0	0
03:30 - 03:44	0	0	0	0
03:45 - 03:59	0	0	0	0
04:00 - 04:14	1	0	0	1
04:15 - 04:29	0	0	0	0
04:30 - 04:44	2	0	0	2
04:45 - 04:59	1	0	0	1
05:00 - 05:14	0	0	0	0
05:15 - 05:29	0	1	1	1
05:30 - 05:44	1	0	0	1
05:45 - 05:59	1	0	0	1
06:00 - 06:14	4	0	0	4
06:15 - 06:29	4	1	1	5
06:30 - 06:44	12	3	3	15
06:45 - 06:59	13	3	3	16
07:00 - 07:14	12	3	3	15
07:15 - 07:29	10	6	6	16
07:30 - 07:44	16	10	10	26
07:45 - 07:59	9	4	4	13
08:00 - 08:14	14	6	6	20
08:15 - 08:29	11	8	8	19
08:30 - 08:44	12	3	3	15
08:45 - 08:59	16	9	9	25
09:00 - 09:14	14	6	6	20
09:15 - 09:29	13	6	6	19

09:30 - 09:44	11	7	18
09:45 - 09:59	7	11	18
10:00 - 10:14	8	8	16
10:15 - 10:29	8	4	12
10:30 - 10:44	12	7	19
10:45 - 10:59	16	6	22
11:00 - 11:14	13	12	25
11:15 - 11:29	5	11	16
11:30 - 11:44	12	10	22
11:45 - 11:59	10	9	19
12:00 - 12:14	13	7	20
12:15 - 12:29	12	8	20
12:30 - 12:44	11	3	14
12:45 - 12:59	11	7	18
13:00 - 13:14	4	9	13
13:15 - 13:29	9	8	17
13:30 - 13:44	5	10	15
13:45 - 13:59	9	12	21
14:00 - 14:14	11	11	22
14:15 - 14:29	9	10	19
14:30 - 14:44	10	8	18
14:45 - 14:59	9	6	15
15:00 - 15:14	14	14	28
15:15 - 15:29	9	5	14
15:30 - 15:44	18	12	30
15:45 - 15:59	18	10	28
16:00 - 16:14	12	18	30
16:15 - 16:29	12	4	16
16:30 - 16:44	12	18	30
16:45 - 16:59	22	12	34
17:00 - 17:14	22	11	33
17:15 - 17:29	17	13	30
17:30 - 17:44	11	14	25
17:45 - 17:59	23	12	35
18:00 - 18:14	21	13	34
18:15 - 18:29	10	21	31
18:30 - 18:44	12	8	20
18:45 - 18:59	8	10	18
19:00 - 19:14	13	11	24
19:15 - 19:29	8	10	18
19:30 - 19:44	13	9	22
19:45 - 19:59	9	7	16
20:00 - 20:14	6	9	15
20:15 - 20:29	10	6	16

20:30 - 20:44	6	8	14
20:45 - 20:59	8	7	15
21:00 - 21:14	5	6	11
21:15 - 21:29	3	8	11
21:30 - 21:44	2	3	5
21:45 - 21:59	6	8	14
22:00 - 22:14	2	2	4
22:15 - 22:29	0	6	6
22:30 - 22:44	6	6	12
22:45 - 22:59	1	2	3
23:00 - 23:14	3	4	7
23:15 - 23:29	5	1	6
23:30 - 23:44	2	1	3
23:45 - 23:59	1	1	2
Totals	739	566	1305

AM Peak Time 07:55 - 08:54 10:59 - 11:58 10:48 - 11:47

AM Peak

Volume	56	42	86
--------	----	----	----

PM Peak Time 17:09 - 18:08 17:30 - 18:29 16:41 - 17:40

PM Peak

Volume	77	60	128
--------	----	----	-----







20:30 - 20:44	0	0	1	2	10	1	0	0	0	0	0	0	0	0	0	14
20:45 - 20:59	0	0	2	3	6	2	1	0	1	0	0	0	0	0	0	15
21:00 - 21:14	0	0	1	2	5	0	3	0	0	0	0	0	0	0	0	11
21:15 - 21:29	0	0	1	2	5	1	2	0	0	0	0	0	0	0	0	11
21:30 - 21:44	0	0	0	1	3	0	1	0	0	0	0	0	0	0	0	5
21:45 - 21:59	0	0	3	2	5	4	0	0	0	0	0	0	0	0	0	14
22:00 - 22:14	0	0	0	2	2	0	0	0	0	0	0	0	0	0	0	4
22:15 - 22:29	0	0	0	2	1	3	0	0	0	0	0	0	0	0	0	6
22:30 - 22:44	0	1	1	4	5	1	0	0	0	0	0	0	0	0	0	12
22:45 - 22:59	0	0	0	0	3	0	0	0	0	0	0	0	0	0	0	3
23:00 - 23:14	0	1	1	1	3	1	0	0	0	0	0	0	0	0	0	7
23:15 - 23:29	0	1	0	2	3	0	0	0	0	0	0	0	0	0	0	6
23:30 - 23:44	0	0	0	1	2	0	0	0	0	0	0	0	0	0	0	3
23:45 - 23:59	0	0	0	0	2	0	0	0	0	0	0	0	0	0	0	2
Totals	2	7	68	273	596	251	90	15	2	1	0	0	0	0	0	1305
Percent of Total	0.2	0.5	5.2	20.9	45.7	19.2	6.9	1.1	0.2	0.1	0.0	0.0	0.0	0.0	0.0	100
Percent of AM	0.2	0.0	2.5	21.5	45.3	20.3	8.1	1.8	0.2	0.0	0.0	0.0	0.0	0.0	0.0	100
Percent of PM	0.1	0.8	6.5	20.6	45.9	18.7	6.3	0.8	0.1	0.1	0.0	0.0	0.0	0.0	0.0	100

Standard Deviation:	5.4 MPH	85th Percentile:	29.2 MPH
Mean Speed:	23.7 MPH	15th Percentile:	18.2 MPH
Median Speed:	23.5 MPH	90th Percentile:	30.5 MPH
Modal Speed:	23.5 MPH	95th Percentile:	33.3 MPH

Daily Vehicle Volume Report

Study Date: Wednesday, 05/09/2018  
Unit ID: 0218  
Location: SW 9th Street, East of SW 24th Court

	Westbound Volume	Eastbound Volume	Total Volume	
00:00 - 00:14	0	0	0	0
00:15 - 00:29	2	0	0	2
00:30 - 00:44	1	0	0	1
00:45 - 00:59	1	1	1	2
01:00 - 01:14	1	1	1	2
01:15 - 01:29	0	1	1	1
01:30 - 01:44	1	0	0	1
01:45 - 01:59	0	0	0	0
02:00 - 02:14	0	0	0	0
02:15 - 02:29	1	1	1	2
02:30 - 02:44	1	0	0	1
02:45 - 02:59	0	1	1	1
03:00 - 03:14	0	0	0	0
03:15 - 03:29	1	0	0	1
03:30 - 03:44	0	0	0	0
03:45 - 03:59	0	0	0	0
04:00 - 04:14	1	0	0	1
04:15 - 04:29	0	0	0	0
04:30 - 04:44	0	0	0	0
04:45 - 04:59	0	0	0	0
05:00 - 05:14	2	0	0	2
05:15 - 05:29	0	1	1	1
05:30 - 05:44	0	0	0	0
05:45 - 05:59	1	1	1	2
06:00 - 06:14	2	0	0	2
06:15 - 06:29	6	1	1	7
06:30 - 06:44	5	4	4	9
06:45 - 06:59	3	3	3	6
07:00 - 07:14	21	12	12	33
07:15 - 07:29	43	30	30	73
07:30 - 07:44	23	11	11	34
07:45 - 07:59	22	14	14	36
08:00 - 08:14	33	9	9	42
08:15 - 08:29	38	11	11	49
08:30 - 08:44	6	8	8	14
08:45 - 08:59	12	2	2	14
09:00 - 09:14	6	6	6	12
09:15 - 09:29	6	4	4	10

09:30 - 09:44	7	2	9
09:45 - 09:59	8	4	12
10:00 - 10:14	6	4	10
10:15 - 10:29	4	3	7
10:30 - 10:44	6	2	8
10:45 - 10:59	11	7	18
11:00 - 11:14	4	4	8
11:15 - 11:29	9	6	15
11:30 - 11:44	5	4	9
11:45 - 11:59	12	7	19
12:00 - 12:14	13	3	16
12:15 - 12:29	6	3	9
12:30 - 12:44	8	5	13
12:45 - 12:59	5	7	12
13:00 - 13:14	13	6	19
13:15 - 13:29	11	5	16
13:30 - 13:44	4	5	9
13:45 - 13:59	13	1	14
14:00 - 14:14	11	2	13
14:15 - 14:29	22	2	24
14:30 - 14:44	18	23	41
14:45 - 14:59	17	10	27
15:00 - 15:14	13	6	19
15:15 - 15:29	15	9	24
15:30 - 15:44	19	29	48
15:45 - 15:59	14	4	18
16:00 - 16:14	15	6	21
16:15 - 16:29	17	6	23
16:30 - 16:44	13	8	21
16:45 - 16:59	10	6	16
17:00 - 17:14	13	9	22
17:15 - 17:29	15	9	24
17:30 - 17:44	17	7	24
17:45 - 17:59	10	6	16
18:00 - 18:14	8	5	13
18:15 - 18:29	8	5	13
18:30 - 18:44	7	2	9
18:45 - 18:59	3	2	5
19:00 - 19:14	9	3	12
19:15 - 19:29	4	4	8
19:30 - 19:44	9	3	12
19:45 - 19:59	9	1	10
20:00 - 20:14	6	4	10
20:15 - 20:29	7	3	10

20:30 - 20:44	5	3	8
20:45 - 20:59	6	4	10
21:00 - 21:14	9	4	13
21:15 - 21:29	3	2	5
21:30 - 21:44	6	3	9
21:45 - 21:59	1	1	2
22:00 - 22:14	11	3	14
22:15 - 22:29	2	1	3
22:30 - 22:44	6	1	7
22:45 - 22:59	6	0	6
23:00 - 23:14	3	2	5
23:15 - 23:29	5	0	5
23:30 - 23:44	2	2	4
23:45 - 23:59	5	0	5
Totals	763	400	1163

AM Peak Time 07:20 - 08:19 06:59 - 07:58 07:17 - 08:16

AM Peak

Volume	124	67	187
--------	-----	----	-----

PM Peak Time 14:14 - 15:13 14:53 - 15:52 14:53 - 15:52

PM Peak

Volume	72	56	124
--------	----	----	-----







20:30 - 20:44	0	0	5	1	2	0	0	0	0	0	0	0	0	0	0	8
20:45 - 20:59	0	0	2	3	4	1	0	0	0	0	0	0	0	0	0	10
21:00 - 21:14	0	0	2	8	1	2	0	0	0	0	0	0	0	0	0	13
21:15 - 21:29	0	0	0	3	2	0	0	0	0	0	0	0	0	0	0	5
21:30 - 21:44	0	0	3	4	2	0	0	0	0	0	0	0	0	0	0	9
21:45 - 21:59	0	0	0	1	1	0	0	0	0	0	0	0	0	0	0	2
22:00 - 22:14	0	2	3	3	6	0	0	0	0	0	0	0	0	0	0	14
22:15 - 22:29	0	0	0	2	1	0	0	0	0	0	0	0	0	0	0	3
22:30 - 22:44	0	0	0	2	5	0	0	0	0	0	0	0	0	0	0	7
22:45 - 22:59	0	0	0	3	3	0	0	0	0	0	0	0	0	0	0	6
23:00 - 23:14	0	0	1	1	2	1	0	0	0	0	0	0	0	0	0	5
23:15 - 23:29	0	0	1	1	3	0	0	0	0	0	0	0	0	0	0	5
23:30 - 23:44	0	0	1	2	0	1	0	0	0	0	0	0	0	0	0	4
23:45 - 23:59	1	0	1	2	1	0	0	0	0	0	0	0	0	0	0	5
Totals	15	69	210	477	349	38	2	0	0	1	1	0	0	0	0	1162
Percent of Total	1.3	5.9	18.1	41.0	30.0	3.3	0.2	0.0	0.0	0.1	0.1	0.0	0.0	0.0	0.0	100
Percent of AM	0.8	3.8	22.5	45.2	25.0	2.7	0.0	0.0	0.0	0.0	0.0	0.0	0.0	0.0	0.0	100
Percent of PM	1.6	7.4	15.0	38.2	33.5	3.6	0.3	0.0	0.0	0.1	0.1	0.0	0.0	0.0	0.0	100

Standard Deviation:	5.3 MPH	85th Percentile:	24.1 MPH
Mean Speed:	18.7 MPH	15th Percentile:	13.1 MPH
Median Speed:	19.0 MPH	90th Percentile:	24.9 MPH
Modal Speed:	18.5 MPH	95th Percentile:	25.8 MPH

Daily Vehicle Volume Report

Study Date: Tuesday, 05/08/2018  
Unit ID: 0196  
Location: SW 10th Street, East of SW 24th Court

	Westbound Volume	Eastbound Volume	Total Volume	
00:00 - 00:14	0	0	0	0
00:15 - 00:29	2	0	0	2
00:30 - 00:44	0	0	0	0
00:45 - 00:59	0	3	3	3
01:00 - 01:14	1	0	0	1
01:15 - 01:29	1	0	0	1
01:30 - 01:44	1	0	0	1
01:45 - 01:59	0	0	0	0
02:00 - 02:14	0	0	0	0
02:15 - 02:29	0	0	0	0
02:30 - 02:44	1	1	1	2
02:45 - 02:59	0	2	2	2
03:00 - 03:14	0	1	1	1
03:15 - 03:29	1	0	0	1
03:30 - 03:44	1	0	0	1
03:45 - 03:59	1	1	1	2
04:00 - 04:14	0	0	0	0
04:15 - 04:29	0	0	0	0
04:30 - 04:44	1	0	0	1
04:45 - 04:59	1	1	1	2
05:00 - 05:14	2	0	0	2
05:15 - 05:29	1	1	1	2
05:30 - 05:44	1	1	1	2
05:45 - 05:59	1	2	2	3
06:00 - 06:14	2	2	2	4
06:15 - 06:29	8	4	4	12
06:30 - 06:44	8	10	10	18
06:45 - 06:59	9	8	8	17
07:00 - 07:14	17	11	11	28
07:15 - 07:29	29	29	29	58
07:30 - 07:44	14	16	16	30
07:45 - 07:59	9	12	12	21
08:00 - 08:14	14	24	24	38
08:15 - 08:29	17	26	26	43
08:30 - 08:44	13	12	12	25
08:45 - 08:59	9	11	11	20
09:00 - 09:14	8	5	5	13
09:15 - 09:29	1	11	11	12

09:30 - 09:44	12	9	21
09:45 - 09:59	3	6	9
10:00 - 10:14	9	8	17
10:15 - 10:29	8	12	20
10:30 - 10:44	5	8	13
10:45 - 10:59	11	3	14
11:00 - 11:14	4	7	11
11:15 - 11:29	4	12	16
11:30 - 11:44	6	9	15
11:45 - 11:59	7	9	16
12:00 - 12:14	16	11	27
12:15 - 12:29	6	7	13
12:30 - 12:44	7	9	16
12:45 - 12:59	6	8	14
13:00 - 13:14	9	6	15
13:15 - 13:29	6	15	21
13:30 - 13:44	19	10	29
13:45 - 13:59	7	11	18
14:00 - 14:14	10	10	20
14:15 - 14:29	12	11	23
14:30 - 14:44	27	39	66
14:45 - 14:59	10	10	20
15:00 - 15:14	16	15	31
15:15 - 15:29	25	12	37
15:30 - 15:44	39	40	79
15:45 - 15:59	13	17	30
16:00 - 16:14	10	18	28
16:15 - 16:29	21	15	36
16:30 - 16:44	26	18	44
16:45 - 16:59	13	13	26
17:00 - 17:14	9	11	20
17:15 - 17:29	19	21	40
17:30 - 17:44	19	13	32
17:45 - 17:59	13	12	25
18:00 - 18:14	8	16	24
18:15 - 18:29	12	7	19
18:30 - 18:44	11	14	25
18:45 - 18:59	10	7	17
19:00 - 19:14	14	7	21
19:15 - 19:29	11	4	15
19:30 - 19:44	9	10	19
19:45 - 19:59	5	3	8
20:00 - 20:14	11	5	16
20:15 - 20:29	8	10	18

20:30 - 20:44	6	5	11
20:45 - 20:59	4	9	13
21:00 - 21:14	4	5	9
21:15 - 21:29	3	2	5
21:30 - 21:44	3	3	6
21:45 - 21:59	4	7	11
22:00 - 22:14	3	6	9
22:15 - 22:29	0	2	2
22:30 - 22:44	4	1	5
22:45 - 22:59	2	4	6
23:00 - 23:14	3	4	7
23:15 - 23:29	3	3	6
23:30 - 23:44	3	1	4
23:45 - 23:59	1	2	3
Totals	743	766	1509

AM Peak Time 07:05 - 08:04 07:23 - 08:22 07:23 - 08:22

AM Peak

Volume	71	85	152
--------	----	----	-----

PM Peak Time 14:56 - 15:55 15:21 - 16:20 14:55 - 15:54

PM Peak

Volume	95	93	179
--------	----	----	-----





20:30 - 20:44	0	1	2	3	3	1	1	0	0	0	0	0	0	0	0	11
20:45 - 20:59	0	2	2	4	3	1	0	0	1	0	0	0	0	0	0	13
21:00 - 21:14	0	1	2	3	1	1	1	0	0	0	0	0	0	0	0	9
21:15 - 21:29	0	1	3	0	1	0	0	0	0	0	0	0	0	0	0	5
21:30 - 21:44	0	0	0	2	3	1	0	0	0	0	0	0	0	0	0	6
21:45 - 21:59	0	0	3	1	3	4	0	0	0	0	0	0	0	0	0	11
22:00 - 22:14	0	2	0	4	3	0	0	0	0	0	0	0	0	0	0	9
22:15 - 22:29	0	0	0	2	0	0	0	0	0	0	0	0	0	0	0	2
22:30 - 22:44	0	0	1	3	1	0	0	0	0	0	0	0	0	0	0	5
22:45 - 22:59	0	0	0	2	3	0	1	0	0	0	0	0	0	0	0	6
23:00 - 23:14	0	0	1	4	2	0	0	0	0	0	0	0	0	0	0	7
23:15 - 23:29	0	0	0	3	3	0	0	0	0	0	0	0	0	0	0	6
23:30 - 23:44	0	0	1	1	2	0	0	0	0	0	0	0	0	0	0	4
23:45 - 23:59	0	0	3	0	0	0	0	0	0	0	0	0	0	0	0	3
Totals	4	57	198	519	572	134	18	5	2	0	0	0	0	0	0	1509
Percent of Total	0.3	3.8	13.1	34.4	37.9	8.9	1.2	0.3	0.1	0.0	0.0	0.0	0.0	0.0	0.0	100
Percent of AM	0.0	4.6	11.0	32.7	40.4	9.2	1.5	0.4	0.2	0.0	0.0	0.0	0.0	0.0	0.0	100
Percent of PM	0.4	3.3	14.3	35.3	36.6	8.7	1.0	0.3	0.1	0.0	0.0	0.0	0.0	0.0	0.0	100

Standard Deviation:	5.4 MPH	85th Percentile:	25.4 MPH
Mean Speed:	20.5 MPH	15th Percentile:	15.2 MPH
Median Speed:	20.8 MPH	90th Percentile:	26.3 MPH
Modal Speed:	23.5 MPH	95th Percentile:	29.1 MPH

Daily Vehicle Volume Report

Study Date: Wednesday, 05/09/2018  
Unit ID: 0201  
Location: SW 12th Street, West of SW 24th Avenue

	Westbound Volume	Eastbound Volume	Total Volume	
00:00 - 00:14	0	0	0	0
00:15 - 00:29	1	0	0	1
00:30 - 00:44	1	0	0	1
00:45 - 00:59	0	0	0	0
01:00 - 01:14	2	2	2	4
01:15 - 01:29	0	1	1	1
01:30 - 01:44	2	0	0	2
01:45 - 01:59	0	0	0	0
02:00 - 02:14	0	0	0	0
02:15 - 02:29	1	0	0	1
02:30 - 02:44	3	0	0	3
02:45 - 02:59	1	1	1	2
03:00 - 03:14	0	1	1	1
03:15 - 03:29	0	0	0	0
03:30 - 03:44	0	0	0	0
03:45 - 03:59	1	0	0	1
04:00 - 04:14	2	0	0	2
04:15 - 04:29	0	0	0	0
04:30 - 04:44	0	1	1	1
04:45 - 04:59	2	0	0	2
05:00 - 05:14	1	0	0	1
05:15 - 05:29	1	0	0	1
05:30 - 05:44	1	1	1	2
05:45 - 05:59	3	0	0	3
06:00 - 06:14	2	0	0	2
06:15 - 06:29	6	0	0	6
06:30 - 06:44	4	2	2	6
06:45 - 06:59	5	3	3	8
07:00 - 07:14	5	4	4	9
07:15 - 07:29	12	6	6	18
07:30 - 07:44	7	7	7	14
07:45 - 07:59	8	6	6	14
08:00 - 08:14	6	8	8	14
08:15 - 08:29	6	9	9	15
08:30 - 08:44	11	7	7	18
08:45 - 08:59	5	5	5	10
09:00 - 09:14	3	4	4	7
09:15 - 09:29	8	1	1	9



09:30 - 09:44	2	1	3
09:45 - 09:59	5	3	8
10:00 - 10:14	8	3	11
10:15 - 10:29	8	2	10
10:30 - 10:44	7	2	9
10:45 - 10:59	9	1	10
11:00 - 11:14	3	3	6
11:15 - 11:29	7	1	8
11:30 - 11:44	5	2	7
11:45 - 11:59	7	6	13
12:00 - 12:14	5	3	8
12:15 - 12:29	4	0	4
12:30 - 12:44	5	3	8
12:45 - 12:59	9	3	12
13:00 - 13:14	8	8	16
13:15 - 13:29	7	3	10
13:30 - 13:44	5	6	11
13:45 - 13:59	1	2	3
14:00 - 14:14	8	1	9
14:15 - 14:29	4	5	9
14:30 - 14:44	6	6	12
14:45 - 14:59	9	5	14
15:00 - 15:14	12	6	18
15:15 - 15:29	8	6	14
15:30 - 15:44	11	1	12
15:45 - 15:59	9	8	17
16:00 - 16:14	9	8	17
16:15 - 16:29	3	1	4
16:30 - 16:44	13	4	17
16:45 - 16:59	17	9	26
17:00 - 17:14	4	2	6
17:15 - 17:29	10	4	14
17:30 - 17:44	10	6	16
17:45 - 17:59	9	5	14
18:00 - 18:14	8	5	13
18:15 - 18:29	13	4	17
18:30 - 18:44	8	1	9
18:45 - 18:59	4	2	6
19:00 - 19:14	4	1	5
19:15 - 19:29	12	6	18
19:30 - 19:44	10	0	10
19:45 - 19:59	10	1	11
20:00 - 20:14	6	4	10
20:15 - 20:29	3	1	4

20:30 - 20:44	4	3	7
20:45 - 20:59	3	0	3
21:00 - 21:14	5	1	6
21:15 - 21:29	6	1	7
21:30 - 21:44	5	4	9
21:45 - 21:59	2	1	3
22:00 - 22:14	4	1	5
22:15 - 22:29	1	0	1
22:30 - 22:44	2	2	4
22:45 - 22:59	0	1	1
23:00 - 23:14	2	1	3
23:15 - 23:29	4	0	4
23:30 - 23:44	1	0	1
23:45 - 23:59	2	1	3
Totals	476	239	715

AM Peak Time 07:08 - 08:07 07:31 - 08:30 07:44 - 08:43

AM Peak

Volume	34	31	61
--------	----	----	----

PM Peak Time 16:33 - 17:32 15:10 - 16:09 15:59 - 16:58

PM Peak

Volume	47	24	65
--------	----	----	----





20:30 - 20:44	0	0	1	1	3	1	1	0	0	0	0	0	0	0	0	7
20:45 - 20:59	0	0	0	0	2	1	0	0	0	0	0	0	0	0	0	3
21:00 - 21:14	0	0	0	2	3	1	0	0	0	0	0	0	0	0	0	6
21:15 - 21:29	0	2	2	2	1	0	0	0	0	0	0	0	0	0	0	7
21:30 - 21:44	0	1	1	2	4	1	0	0	0	0	0	0	0	0	0	9
21:45 - 21:59	0	0	0	0	2	1	0	0	0	0	0	0	0	0	0	3
22:00 - 22:14	0	0	1	0	3	1	0	0	0	0	0	0	0	0	0	5
22:15 - 22:29	0	0	0	0	0	1	0	0	0	0	0	0	0	0	0	1
22:30 - 22:44	0	0	0	1	3	0	0	0	0	0	0	0	0	0	0	4
22:45 - 22:59	0	0	0	0	0	1	0	0	0	0	0	0	0	0	0	1
23:00 - 23:14	0	0	0	1	1	1	0	0	0	0	0	0	0	0	0	3
23:15 - 23:29	0	0	0	3	1	0	0	0	0	0	0	0	0	0	0	4
23:30 - 23:44	0	0	0	0	0	1	0	0	0	0	0	0	0	0	0	1
23:45 - 23:59	0	0	0	1	2	0	0	0	0	0	0	0	0	0	0	3
Totals	4	14	50	152	305	148	36	6	0	0	0	0	0	0	0	715
Percent of Total	0.6	2.0	7.0	21.3	42.7	20.7	5.0	0.8	0.0	0.0	0.0	0.0	0.0	0.0	0.0	100
Percent of AM	0.0	1.9	7.6	26.5	42.0	15.2	5.3	1.5	0.0	0.0	0.0	0.0	0.0	0.0	0.0	100
Percent of PM	0.9	2.0	6.7	18.2	43.0	23.9	4.9	0.4	0.0	0.0	0.0	0.0	0.0	0.0	0.0	100

Standard Deviation:	5.7 MPH	85th Percentile:	28.8 MPH
Mean Speed:	23.0 MPH	15th Percentile:	17.3 MPH
Median Speed:	23.2 MPH	90th Percentile:	30.0 MPH
Modal Speed:	23.5 MPH	95th Percentile:	31.8 MPH

Daily Vehicle Volume Report

Study Date: Wednesday, 05/09/2018  
Unit ID: 0059  
Location: SW 13th Street, West of SW 24th Avenue

	Westbound Volume	Eastbound Volume	Total Volume	
00:00 - 00:14	0	0	0	0
00:15 - 00:29	0	0	0	0
00:30 - 00:44	0	0	0	0
00:45 - 00:59	1	0	0	1
01:00 - 01:14	3	0	0	3
01:15 - 01:29	0	0	0	0
01:30 - 01:44	0	0	0	0
01:45 - 01:59	0	0	0	0
02:00 - 02:14	0	0	0	0
02:15 - 02:29	0	1	1	1
02:30 - 02:44	0	0	0	0
02:45 - 02:59	0	0	0	0
03:00 - 03:14	0	0	0	0
03:15 - 03:29	0	0	0	0
03:30 - 03:44	0	0	0	0
03:45 - 03:59	0	0	0	0
04:00 - 04:14	0	0	0	0
04:15 - 04:29	1	0	0	1
04:30 - 04:44	1	0	0	1
04:45 - 04:59	0	0	0	0
05:00 - 05:14	0	0	0	0
05:15 - 05:29	1	1	1	2
05:30 - 05:44	1	0	0	1
05:45 - 05:59	1	1	1	2
06:00 - 06:14	2	2	2	4
06:15 - 06:29	3	1	1	4
06:30 - 06:44	1	5	5	6
06:45 - 06:59	4	0	0	4
07:00 - 07:14	4	2	2	6
07:15 - 07:29	4	3	3	7
07:30 - 07:44	14	3	3	17
07:45 - 07:59	10	1	1	11
08:00 - 08:14	7	6	6	13
08:15 - 08:29	6	5	5	11
08:30 - 08:44	8	5	5	13
08:45 - 08:59	7	4	4	11
09:00 - 09:14	7	4	4	11
09:15 - 09:29	7	3	3	10

09:30 - 09:44	9	2	11
09:45 - 09:59	5	2	7
10:00 - 10:14	4	3	7
10:15 - 10:29	7	5	12
10:30 - 10:44	4	1	5
10:45 - 10:59	7	0	7
11:00 - 11:14	6	2	8
11:15 - 11:29	2	1	3
11:30 - 11:44	10	5	15
11:45 - 11:59	5	2	7
12:00 - 12:14	2	0	2
12:15 - 12:29	3	4	7
12:30 - 12:44	0	3	3
12:45 - 12:59	3	0	3
13:00 - 13:14	4	3	7
13:15 - 13:29	8	1	9
13:30 - 13:44	7	3	10
13:45 - 13:59	4	4	8
14:00 - 14:14	9	4	13
14:15 - 14:29	9	4	13
14:30 - 14:44	9	4	13
14:45 - 14:59	8	5	13
15:00 - 15:14	9	4	13
15:15 - 15:29	9	2	11
15:30 - 15:44	10	7	17
15:45 - 15:59	8	2	10
16:00 - 16:14	10	5	15
16:15 - 16:29	5	3	8
16:30 - 16:44	5	1	6
16:45 - 16:59	12	5	17
17:00 - 17:14	12	4	16
17:15 - 17:29	19	8	27
17:30 - 17:44	14	7	21
17:45 - 17:59	8	2	10
18:00 - 18:14	11	6	17
18:15 - 18:29	13	3	16
18:30 - 18:44	16	5	21
18:45 - 18:59	8	4	12
19:00 - 19:14	11	4	15
19:15 - 19:29	7	2	9
19:30 - 19:44	7	1	8
19:45 - 19:59	5	2	7
20:00 - 20:14	3	2	5
20:15 - 20:29	4	2	6

20:30 - 20:44	3	2	5
20:45 - 20:59	6	2	8
21:00 - 21:14	4	3	7
21:15 - 21:29	9	6	15
21:30 - 21:44	3	1	4
21:45 - 21:59	2	1	3
22:00 - 22:14	5	2	7
22:15 - 22:29	4	0	4
22:30 - 22:44	0	4	4
22:45 - 22:59	4	1	5
23:00 - 23:14	0	0	0
23:15 - 23:29	1	1	2
23:30 - 23:44	1	0	1
23:45 - 23:59	0	0	0
Totals	466	209	675

AM Peak Time 07:25 - 08:24 08:02 - 09:01 07:26 - 08:25

AM Peak

Volume	39	21	56
--------	----	----	----

PM Peak Time 16:53 - 17:52 16:44 - 17:43 16:45 - 17:44

PM Peak

Volume	59	24	81
--------	----	----	----







20:30 - 20:44	0	0	1	0	3	0	0	1	0	0	0	0	0	0	0	5
20:45 - 20:59	0	0	0	4	2	1	1	0	0	0	0	0	0	0	0	8
21:00 - 21:14	0	0	0	4	3	0	0	0	0	0	0	0	0	0	0	7
21:15 - 21:29	0	1	3	5	4	2	0	0	0	0	0	0	0	0	0	15
21:30 - 21:44	0	0	0	1	2	1	0	0	0	0	0	0	0	0	0	4
21:45 - 21:59	0	0	0	0	2	1	0	0	0	0	0	0	0	0	0	3
22:00 - 22:14	0	0	0	1	5	1	0	0	0	0	0	0	0	0	0	7
22:15 - 22:29	0	0	0	3	0	1	0	0	0	0	0	0	0	0	0	4
22:30 - 22:44	0	1	0	2	1	0	0	0	0	0	0	0	0	0	0	4
22:45 - 22:59	0	0	1	1	1	2	0	0	0	0	0	0	0	0	0	5
23:00 - 23:14	0	0	0	0	0	0	0	0	0	0	0	0	0	0	0	0
23:15 - 23:29	0	0	1	0	1	0	0	0	0	0	0	0	0	0	0	2
23:30 - 23:44	0	0	0	0	1	0	0	0	0	0	0	0	0	0	0	1
23:45 - 23:59	0	0	0	0	0	0	0	0	0	0	0	0	0	0	0	0
Totals	1	10	57	143	247	153	53	10	1	0	0	0	0	0	0	675
Percent of Total	0.1	1.5	8.4	21.2	36.6	22.7	7.9	1.5	0.1	0.0	0.0	0.0	0.0	0.0	0.0	100
Percent of AM	0.5	0.9	7.7	18.5	42.8	20.7	8.1	0.9	0.0	0.0	0.0	0.0	0.0	0.0	0.0	100
Percent of PM	0.0	1.8	8.8	22.5	33.6	23.6	7.7	1.8	0.2	0.0	0.0	0.0	0.0	0.0	0.0	100

Standard Deviation:	6.1 MPH	85th Percentile:	29.8 MPH
Mean Speed:	23.5 MPH	15th Percentile:	17.1 MPH
Median Speed:	23.6 MPH	90th Percentile:	30.9 MPH
Modal Speed:	23.5 MPH	95th Percentile:	33.8 MPH

Daily Vehicle Volume Report

Study Date: Thursday, 05/10/2018  
Unit ID: 0070  
Location: SW 15th Street, West of SW 24th Avenue

	Westbound Volume	Eastbound Volume	Total Volume	
00:00 - 00:14	0	0	0	0
00:15 - 00:29	0	0	0	0
00:30 - 00:44	2	0	0	2
00:45 - 00:59	1	0	0	1
01:00 - 01:14	1	0	0	1
01:15 - 01:29	0	0	0	0
01:30 - 01:44	0	0	0	0
01:45 - 01:59	3	1	1	4
02:00 - 02:14	1	0	0	1
02:15 - 02:29	0	1	1	1
02:30 - 02:44	0	0	0	0
02:45 - 02:59	0	0	0	0
03:00 - 03:14	0	0	0	0
03:15 - 03:29	1	0	0	1
03:30 - 03:44	0	0	0	0
03:45 - 03:59	0	0	0	0
04:00 - 04:14	1	0	0	1
04:15 - 04:29	0	0	0	0
04:30 - 04:44	0	0	0	0
04:45 - 04:59	2	1	1	3
05:00 - 05:14	1	0	0	1
05:15 - 05:29	2	1	1	3
05:30 - 05:44	0	0	0	0
05:45 - 05:59	2	0	0	2
06:00 - 06:14	2	3	3	5
06:15 - 06:29	4	1	1	5
06:30 - 06:44	7	4	4	11
06:45 - 06:59	9	3	3	12
07:00 - 07:14	10	3	3	13
07:15 - 07:29	6	7	7	13
07:30 - 07:44	8	7	7	15
07:45 - 07:59	11	13	13	24
08:00 - 08:14	8	12	12	20
08:15 - 08:29	18	6	6	24
08:30 - 08:44	14	4	4	18
08:45 - 08:59	7	6	6	13
09:00 - 09:14	8	9	9	17
09:15 - 09:29	8	3	3	11

09:30 - 09:44	7	2	9
09:45 - 09:59	9	3	12
10:00 - 10:14	6	2	8
10:15 - 10:29	5	1	6
10:30 - 10:44	8	2	10
10:45 - 10:59	6	3	9
11:00 - 11:14	8	7	15
11:15 - 11:29	3	1	4
11:30 - 11:44	5	6	11
11:45 - 11:59	4	2	6
12:00 - 12:14	9	7	16
12:15 - 12:29	7	2	9
12:30 - 12:44	10	2	12
12:45 - 12:59	6	3	9
13:00 - 13:14	8	2	10
13:15 - 13:29	5	3	8
13:30 - 13:44	7	10	17
13:45 - 13:59	8	2	10
14:00 - 14:14	9	5	14
14:15 - 14:29	7	1	8
14:30 - 14:44	15	2	17
14:45 - 14:59	8	7	15
15:00 - 15:14	6	4	10
15:15 - 15:29	22	2	24
15:30 - 15:44	4	4	8
15:45 - 15:59	15	3	18
16:00 - 16:14	15	0	15
16:15 - 16:29	13	4	17
16:30 - 16:44	18	8	26
16:45 - 16:59	18	2	20
17:00 - 17:14	23	7	30
17:15 - 17:29	24	11	35
17:30 - 17:44	18	5	23
17:45 - 17:59	14	8	22
18:00 - 18:14	14	1	15
18:15 - 18:29	6	5	11
18:30 - 18:44	14	2	16
18:45 - 18:59	8	6	14
19:00 - 19:14	5	10	15
19:15 - 19:29	8	9	17
19:30 - 19:44	8	4	12
19:45 - 19:59	6	5	11
20:00 - 20:14	8	2	10
20:15 - 20:29	6	4	10

20:30 - 20:44	4	4	8
20:45 - 20:59	3	2	5
21:00 - 21:14	4	2	6
21:15 - 21:29	10	2	12
21:30 - 21:44	9	2	11
21:45 - 21:59	7	1	8
22:00 - 22:14	1	1	2
22:15 - 22:29	5	3	8
22:30 - 22:44	1	2	3
22:45 - 22:59	2	2	4
23:00 - 23:14	2	2	4
23:15 - 23:29	1	0	1
23:30 - 23:44	0	0	0
23:45 - 23:59	2	0	2
Totals	621	289	910

AM Peak Time 07:43 - 08:42 07:11 - 08:10 07:44 - 08:43

AM Peak

Volume	51	41	86
--------	----	----	----

PM Peak Time 16:29 - 17:28 17:01 - 18:00 16:30 - 17:29

PM Peak

Volume	84	32	111
--------	----	----	-----







20:30 - 20:44	1	0	0	6	1	0	0	0	0	0	0	0	0	0	0	8
20:45 - 20:59	0	0	2	2	0	1	0	0	0	0	0	0	0	0	0	5
21:00 - 21:14	0	0	0	2	3	1	0	0	0	0	0	0	0	0	0	6
21:15 - 21:29	0	0	2	4	4	2	0	0	0	0	0	0	0	0	0	12
21:30 - 21:44	0	1	0	4	5	1	0	0	0	0	0	0	0	0	0	11
21:45 - 21:59	0	0	2	2	3	1	0	0	0	0	0	0	0	0	0	8
22:00 - 22:14	0	0	0	1	1	0	0	0	0	0	0	0	0	0	0	2
22:15 - 22:29	0	0	0	4	3	1	0	0	0	0	0	0	0	0	0	8
22:30 - 22:44	0	1	1	1	0	0	0	0	0	0	0	0	0	0	0	3
22:45 - 22:59	0	1	1	0	2	0	0	0	0	0	0	0	0	0	0	4
23:00 - 23:14	0	1	0	1	2	0	0	0	0	0	0	0	0	0	0	4
23:15 - 23:29	0	0	0	0	1	0	0	0	0	0	0	0	0	0	0	1
23:30 - 23:44	0	0	0	0	0	0	0	0	0	0	0	0	0	0	0	0
23:45 - 23:59	0	0	2	0	0	0	0	0	0	0	0	0	0	0	0	2
Totals	2	19	67	229	380	185	27	1	0	0	0	0	0	0	0	910
Percent of Total	0.2	2.1	7.4	25.2	41.8	20.3	3.0	0.1	0.0	0.0	0.0	0.0	0.0	0.0	0.0	100
Percent of AM	0.3	1.6	8.3	24.7	42.3	21.2	1.3	0.3	0.0	0.0	0.0	0.0	0.0	0.0	0.0	100
Percent of PM	0.2	2.3	6.9	25.4	41.5	19.9	3.8	0.0	0.0	0.0	0.0	0.0	0.0	0.0	0.0	100

Standard Deviation:	5.3 MPH	85th Percentile:	28.1 MPH
Mean Speed:	22.5 MPH	15th Percentile:	17.0 MPH
Median Speed:	22.8 MPH	90th Percentile:	29.3 MPH
Modal Speed:	23.5 MPH	95th Percentile:	30.5 MPH

Daily Vehicle Volume Report

Study Date: Tuesday, 05/15/2018  
Unit ID: 0218  
Location: SW 16th Terrace, West of SW 24th Avenue

	Westbound Volume	Eastbound Volume	Total Volume	
00:00 - 00:14	0	0	0	0
00:15 - 00:29	0	0	0	0
00:30 - 00:44	0	0	0	0
00:45 - 00:59	0	0	0	0
01:00 - 01:14	0	0	0	0
01:15 - 01:29	0	0	0	0
01:30 - 01:44	0	0	0	0
01:45 - 01:59	0	0	0	0
02:00 - 02:14	0	0	0	0
02:15 - 02:29	0	0	0	0
02:30 - 02:44	0	0	0	0
02:45 - 02:59	0	0	0	0
03:00 - 03:14	0	0	0	0
03:15 - 03:29	0	0	0	0
03:30 - 03:44	0	0	0	0
03:45 - 03:59	0	0	0	0
04:00 - 04:14	0	0	0	0
04:15 - 04:29	0	0	0	0
04:30 - 04:44	0	0	0	0
04:45 - 04:59	0	0	0	0
05:00 - 05:14	0	0	0	0
05:15 - 05:29	0	0	0	0
05:30 - 05:44	0	0	0	0
05:45 - 05:59	2	1	3	3
06:00 - 06:14	0	3	3	3
06:15 - 06:29	2	1	3	3
06:30 - 06:44	0	1	1	1
06:45 - 06:59	2	2	4	4
07:00 - 07:14	5	3	8	8
07:15 - 07:29	1	8	9	9
07:30 - 07:44	3	3	6	6
07:45 - 07:59	2	6	8	8
08:00 - 08:14	1	8	9	9
08:15 - 08:29	1	4	5	5
08:30 - 08:44	3	1	4	4
08:45 - 08:59	2	1	3	3
09:00 - 09:14	2	4	6	6
09:15 - 09:29	1	1	2	2

09:30 - 09:44	1	2	3
09:45 - 09:59	0	0	0
10:00 - 10:14	1	4	5
10:15 - 10:29	0	2	2
10:30 - 10:44	1	1	2
10:45 - 10:59	0	2	2
11:00 - 11:14	4	1	5
11:15 - 11:29	2	0	2
11:30 - 11:44	0	2	2
11:45 - 11:59	0	4	4
12:00 - 12:14	0	3	3
12:15 - 12:29	3	4	7
12:30 - 12:44	2	0	2
12:45 - 12:59	2	2	4
13:00 - 13:14	1	1	2
13:15 - 13:29	2	2	4
13:30 - 13:44	2	2	4
13:45 - 13:59	1	0	1
14:00 - 14:14	2	1	3
14:15 - 14:29	1	1	2
14:30 - 14:44	1	0	1
14:45 - 14:59	3	1	4
15:00 - 15:14	3	2	5
15:15 - 15:29	4	1	5
15:30 - 15:44	6	3	9
15:45 - 15:59	3	2	5
16:00 - 16:14	2	3	5
16:15 - 16:29	7	2	9
16:30 - 16:44	1	2	3
16:45 - 16:59	4	2	6
17:00 - 17:14	8	1	9
17:15 - 17:29	2	6	8
17:30 - 17:44	2	2	4
17:45 - 17:59	0	2	2
18:00 - 18:14	2	5	7
18:15 - 18:29	0	0	0
18:30 - 18:44	0	0	0
18:45 - 18:59	0	0	0
19:00 - 19:14	0	1	1
19:15 - 19:29	1	1	2
19:30 - 19:44	4	1	5
19:45 - 19:59	0	2	2
20:00 - 20:14	2	1	3
20:15 - 20:29	3	1	4

20:30 - 20:44	2	0	2
20:45 - 20:59	2	1	3
21:00 - 21:14	3	1	4
21:15 - 21:29	1	2	3
21:30 - 21:44	0	0	0
21:45 - 21:59	1	0	1
22:00 - 22:14	0	0	0
22:15 - 22:29	2	1	3
22:30 - 22:44	1	0	1
22:45 - 22:59	0	2	2
23:00 - 23:14	1	0	1
23:15 - 23:29	2	0	2
23:30 - 23:44	0	0	0
23:45 - 23:59	0	0	0
Totals	125	129	254

AM Peak Time 06:50 - 07:49 07:15 - 08:14 06:53 - 07:52

AM Peak

Volume	12	25	34
--------	----	----	----

PM Peak Time 16:13 - 17:12 17:13 - 18:12 16:22 - 17:21

PM Peak

Volume	21	15	31
--------	----	----	----





20:30 - 20:44	0	0	1	0	1	0	0	0	0	0	0	0	0	0	0	2
20:45 - 20:59	0	0	1	1	1	0	0	0	0	0	0	0	0	0	0	3
21:00 - 21:14	0	0	0	3	1	0	0	0	0	0	0	0	0	0	0	4
21:15 - 21:29	0	0	2	0	1	0	0	0	0	0	0	0	0	0	0	3
21:30 - 21:44	0	0	0	0	0	0	0	0	0	0	0	0	0	0	0	0
21:45 - 21:59	0	0	1	0	0	0	0	0	0	0	0	0	0	0	0	1
22:00 - 22:14	0	0	0	0	0	0	0	0	0	0	0	0	0	0	0	0
22:15 - 22:29	0	1	0	1	0	1	0	0	0	0	0	0	0	0	0	3
22:30 - 22:44	0	0	0	0	1	0	0	0	0	0	0	0	0	0	0	1
22:45 - 22:59	0	0	1	1	0	0	0	0	0	0	0	0	0	0	0	2
23:00 - 23:14	0	0	0	0	0	1	0	0	0	0	0	0	0	0	0	1
23:15 - 23:29	0	0	0	0	2	0	0	0	0	0	0	0	0	0	0	2
23:30 - 23:44	0	0	0	0	0	0	0	0	0	0	0	0	0	0	0	0
23:45 - 23:59	0	0	0	0	0	0	0	0	0	0	0	0	0	0	0	0
Totals	0	7	29	39	78	29	29	23	8	7	1	4	0	0	0	254
Percent of Total	0.0	2.8	11.4	15.4	30.7	11.4	11.4	9.1	3.1	2.8	0.4	1.6	0.0	0.0	0.0	100
Percent of AM	0.0	2.0	11.9	17.8	43.6	13.9	8.9	2.0	0.0	0.0	0.0	0.0	0.0	0.0	0.0	100
Percent of PM	0.0	3.3	11.1	13.7	22.2	9.8	13.1	13.7	5.2	4.6	0.7	2.6	0.0	0.0	0.0	100

Standard Deviation:	10.2 MPH	85th Percentile:	37.0 MPH
Mean Speed:	26.2 MPH	15th Percentile:	16.2 MPH
Median Speed:	24.3 MPH	90th Percentile:	39.7 MPH
Modal Speed:	23.5 MPH	95th Percentile:	45.3 MPH

Daily Vehicle Volume Report

Study Date: Wednesday, 05/16/2018  
Unit ID: 0217  
Location: SW 17th Street, West of SW 24th Avenue

	Westbound Volume	Eastbound Volume	Total Volume	
00:00 - 00:14	0	0	1	1
00:15 - 00:29	0	0	1	1
00:30 - 00:44	0	0	0	0
00:45 - 00:59	0	0	1	1
01:00 - 01:14	1	0	0	1
01:15 - 01:29	0	0	1	1
01:30 - 01:44	0	0	0	0
01:45 - 01:59	0	0	1	1
02:00 - 02:14	0	0	0	0
02:15 - 02:29	0	0	1	1
02:30 - 02:44	0	0	0	0
02:45 - 02:59	0	0	0	0
03:00 - 03:14	0	0	2	2
03:15 - 03:29	0	0	1	1
03:30 - 03:44	0	0	0	0
03:45 - 03:59	0	0	0	0
04:00 - 04:14	0	0	0	0
04:15 - 04:29	0	0	0	0
04:30 - 04:44	0	0	0	0
04:45 - 04:59	0	0	0	0
05:00 - 05:14	0	0	2	2
05:15 - 05:29	1	0	1	2
05:30 - 05:44	2	0	0	2
05:45 - 05:59	0	0	1	1
06:00 - 06:14	1	0	2	3
06:15 - 06:29	1	0	2	3
06:30 - 06:44	2	0	6	8
06:45 - 06:59	6	0	4	10
07:00 - 07:14	2	0	10	12
07:15 - 07:29	1	0	6	7
07:30 - 07:44	0	0	6	6
07:45 - 07:59	7	0	14	21
08:00 - 08:14	1	0	6	7
08:15 - 08:29	2	0	12	14
08:30 - 08:44	3	0	7	10
08:45 - 08:59	2	0	9	11
09:00 - 09:14	5	0	6	11
09:15 - 09:29	3	0	2	5



09:30 - 09:44	4	9	13
09:45 - 09:59	5	8	13
10:00 - 10:14	6	2	8
10:15 - 10:29	1	1	2
10:30 - 10:44	1	9	10
10:45 - 10:59	1	3	4
11:00 - 11:14	5	4	9
11:15 - 11:29	1	9	10
11:30 - 11:44	1	2	3
11:45 - 11:59	3	7	10
12:00 - 12:14	2	7	9
12:15 - 12:29	3	4	7
12:30 - 12:44	7	5	12
12:45 - 12:59	2	5	7
13:00 - 13:14	4	6	10
13:15 - 13:29	0	5	5
13:30 - 13:44	4	11	15
13:45 - 13:59	4	6	10
14:00 - 14:14	7	5	12
14:15 - 14:29	2	8	10
14:30 - 14:44	2	7	9
14:45 - 14:59	6	7	13
15:00 - 15:14	3	14	17
15:15 - 15:29	6	8	14
15:30 - 15:44	7	9	16
15:45 - 15:59	3	11	14
16:00 - 16:14	7	7	14
16:15 - 16:29	4	9	13
16:30 - 16:44	5	10	15
16:45 - 16:59	4	8	12
17:00 - 17:14	6	9	15
17:15 - 17:29	8	10	18
17:30 - 17:44	7	6	13
17:45 - 17:59	6	7	13
18:00 - 18:14	8	6	14
18:15 - 18:29	5	6	11
18:30 - 18:44	4	4	8
18:45 - 18:59	0	7	7
19:00 - 19:14	7	9	16
19:15 - 19:29	5	4	9
19:30 - 19:44	3	7	10
19:45 - 19:59	5	5	10
20:00 - 20:14	2	4	6
20:15 - 20:29	2	4	6

20:30 - 20:44	3	4	7
20:45 - 20:59	0	2	2
21:00 - 21:14	1	3	4
21:15 - 21:29	3	4	7
21:30 - 21:44	2	7	9
21:45 - 21:59	1	1	2
22:00 - 22:14	3	4	7
22:15 - 22:29	3	5	8
22:30 - 22:44	1	2	3
22:45 - 22:59	0	0	0
23:00 - 23:14	0	3	3
23:15 - 23:29	0	1	1
23:30 - 23:44	1	2	3
23:45 - 23:59	0	2	2
Totals	236	439	675

AM Peak Time 09:08 - 10:07 07:37 - 08:36 07:37 - 08:36

AM Peak

Volume	21	43	55
--------	----	----	----

PM Peak Time 17:17 - 18:16 15:02 - 16:01 16:27 - 17:26

PM Peak

Volume	31	43	64
--------	----	----	----





20:30 - 20:44	0	1	2	3	1	0	0	0	0	0	0	0	0	0	0	7
20:45 - 20:59	0	0	0	0	2	0	0	0	0	0	0	0	0	0	0	2
21:00 - 21:14	0	1	0	1	2	0	0	0	0	0	0	0	0	0	0	4
21:15 - 21:29	0	0	1	2	3	1	0	0	0	0	0	0	0	0	0	7
21:30 - 21:44	0	1	2	3	2	1	0	0	0	0	0	0	0	0	0	9
21:45 - 21:59	0	0	0	1	0	1	0	0	0	0	0	0	0	0	0	2
22:00 - 22:14	0	0	0	0	6	1	0	0	0	0	0	0	0	0	0	7
22:15 - 22:29	0	1	1	0	5	1	0	0	0	0	0	0	0	0	0	8
22:30 - 22:44	0	0	0	0	2	1	0	0	0	0	0	0	0	0	0	3
22:45 - 22:59	0	0	0	0	0	0	0	0	0	0	0	0	0	0	0	0
23:00 - 23:14	0	1	0	0	0	1	1	0	0	0	0	0	0	0	0	3
23:15 - 23:29	0	0	0	1	0	0	0	0	0	0	0	0	0	0	0	1
23:30 - 23:44	0	0	1	0	2	0	0	0	0	0	0	0	0	0	0	3
23:45 - 23:59	0	0	0	0	0	1	1	0	0	0	0	0	0	0	0	2
Totals	10	29	61	147	286	109	32	1	0	0	0	0	0	0	0	675
Percent of Total	1.5	4.3	9.0	21.8	42.4	16.1	4.7	0.1	0.0	0.0	0.0	0.0	0.0	0.0	0.0	100
Percent of AM	1.3	4.4	10.1	22.9	40.5	15.9	4.8	0.0	0.0	0.0	0.0	0.0	0.0	0.0	0.0	100
Percent of PM	1.6	4.2	8.5	21.2	43.3	16.3	4.7	0.2	0.0	0.0	0.0	0.0	0.0	0.0	0.0	100

Standard Deviation:	6.2 MPH	85th Percentile:	27.8 MPH
Mean Speed:	21.9 MPH	15th Percentile:	16.0 MPH
Median Speed:	22.6 MPH	90th Percentile:	29.4 MPH
Modal Speed:	23.5 MPH	95th Percentile:	30.9 MPH

Daily Vehicle Volume Report

Study Date: Wednesday, 05/16/2018  
Unit ID: 0072  
Location: SW 18th Street, West of SW 24th Avenue

	Westbound Volume	Eastbound Volume	Total Volume	
00:00 - 00:14	0	0	0	0
00:15 - 00:29	0	3	3	3
00:30 - 00:44	0	0	0	0
00:45 - 00:59	1	0	1	1
01:00 - 01:14	1	0	1	1
01:15 - 01:29	0	0	0	0
01:30 - 01:44	0	0	0	0
01:45 - 01:59	0	0	0	0
02:00 - 02:14	1	0	1	1
02:15 - 02:29	0	0	0	0
02:30 - 02:44	0	0	0	0
02:45 - 02:59	1	0	1	1
03:00 - 03:14	0	0	0	0
03:15 - 03:29	0	0	0	0
03:30 - 03:44	0	0	0	0
03:45 - 03:59	0	1	1	1
04:00 - 04:14	0	0	0	0
04:15 - 04:29	0	0	0	0
04:30 - 04:44	0	0	0	0
04:45 - 04:59	0	0	0	0
05:00 - 05:14	1	0	1	1
05:15 - 05:29	2	0	2	2
05:30 - 05:44	0	1	1	1
05:45 - 05:59	0	2	2	2
06:00 - 06:14	1	0	1	1
06:15 - 06:29	2	3	5	5
06:30 - 06:44	2	3	5	5
06:45 - 06:59	7	2	9	9
07:00 - 07:14	6	4	10	10
07:15 - 07:29	4	7	11	11
07:30 - 07:44	5	7	12	12
07:45 - 07:59	1	10	11	11
08:00 - 08:14	6	4	10	10
08:15 - 08:29	2	4	6	6
08:30 - 08:44	4	8	12	12
08:45 - 08:59	1	3	4	4
09:00 - 09:14	5	3	8	8
09:15 - 09:29	5	3	8	8

09:30 - 09:44	1	1	2
09:45 - 09:59	5	1	6
10:00 - 10:14	3	1	4
10:15 - 10:29	1	1	2
10:30 - 10:44	0	2	2
10:45 - 10:59	3	2	5
11:00 - 11:14	3	2	5
11:15 - 11:29	3	3	6
11:30 - 11:44	5	3	8
11:45 - 11:59	6	2	8
12:00 - 12:14	2	0	2
12:15 - 12:29	1	1	2
12:30 - 12:44	2	4	6
12:45 - 12:59	3	5	8
13:00 - 13:14	2	3	5
13:15 - 13:29	4	2	6
13:30 - 13:44	4	5	9
13:45 - 13:59	7	1	8
14:00 - 14:14	2	3	5
14:15 - 14:29	5	4	9
14:30 - 14:44	2	5	7
14:45 - 14:59	4	1	5
15:00 - 15:14	9	2	11
15:15 - 15:29	4	7	11
15:30 - 15:44	5	1	6
15:45 - 15:59	8	6	14
16:00 - 16:14	9	3	12
16:15 - 16:29	4	1	5
16:30 - 16:44	7	2	9
16:45 - 16:59	8	6	14
17:00 - 17:14	4	7	11
17:15 - 17:29	15	4	19
17:30 - 17:44	8	3	11
17:45 - 17:59	10	3	13
18:00 - 18:14	5	2	7
18:15 - 18:29	6	6	12
18:30 - 18:44	6	3	9
18:45 - 18:59	4	0	4
19:00 - 19:14	8	1	9
19:15 - 19:29	1	1	2
19:30 - 19:44	2	2	4
19:45 - 19:59	2	4	6
20:00 - 20:14	6	4	10
20:15 - 20:29	4	2	6

20:30 - 20:44	1	5	6
20:45 - 20:59	3	2	5
21:00 - 21:14	0	2	2
21:15 - 21:29	2	0	2
21:30 - 21:44	1	2	3
21:45 - 21:59	1	0	1
22:00 - 22:14	3	4	7
22:15 - 22:29	3	1	4
22:30 - 22:44	1	0	1
22:45 - 22:59	3	0	3
23:00 - 23:14	3	0	3
23:15 - 23:29	1	1	2
23:30 - 23:44	1	1	2
23:45 - 23:59	0	0	0
Totals	284	208	492

AM Peak Time 06:44 - 07:43 06:55 - 07:54 06:55 - 07:54

AM Peak

Volume	23	29	48
--------	----	----	----

PM Peak Time 17:06 - 18:05 16:40 - 17:39 16:42 - 17:41

PM Peak

Volume	39	20	56
--------	----	----	----







20:30 - 20:44	0	0	1	0	3	2	0	0	0	0	0	0	0	0	0	6
20:45 - 20:59	0	0	0	2	1	2	0	0	0	0	0	0	0	0	0	5
21:00 - 21:14	0	0	1	1	0	0	0	0	0	0	0	0	0	0	0	2
21:15 - 21:29	0	0	0	1	1	0	0	0	0	0	0	0	0	0	0	2
21:30 - 21:44	0	0	0	1	1	1	0	0	0	0	0	0	0	0	0	3
21:45 - 21:59	0	0	1	0	0	0	0	0	0	0	0	0	0	0	0	1
22:00 - 22:14	0	0	0	3	1	2	1	0	0	0	0	0	0	0	0	7
22:15 - 22:29	0	0	1	2	1	0	0	0	0	0	0	0	0	0	0	4
22:30 - 22:44	0	0	0	0	1	0	0	0	0	0	0	0	0	0	0	1
22:45 - 22:59	0	0	0	1	1	1	0	0	0	0	0	0	0	0	0	3
23:00 - 23:14	0	0	0	1	0	2	0	0	0	0	0	0	0	0	0	3
23:15 - 23:29	0	0	1	0	1	0	0	0	0	0	0	0	0	0	0	2
23:30 - 23:44	0	0	1	0	1	0	0	0	0	0	0	0	0	0	0	2
23:45 - 23:59	0	0	0	0	0	0	0	0	0	0	0	0	0	0	0	0
Totals	3	16	46	131	177	103	16	0	0	0	0	0	0	0	0	492
Percent of Total	0.6	3.3	9.3	26.6	36.0	20.9	3.3	0.0	0.0	0.0	0.0	0.0	0.0	0.0	0.0	100
Percent of AM	0.6	2.9	4.0	28.7	35.6	24.1	4.0	0.0	0.0	0.0	0.0	0.0	0.0	0.0	0.0	100
Percent of PM	0.6	3.5	12.3	25.5	36.2	19.2	2.8	0.0	0.0	0.0	0.0	0.0	0.0	0.0	0.0	100

Standard Deviation:	5.8 MPH	85th Percentile:	28.2 MPH
Mean Speed:	22.0 MPH	15th Percentile:	16.3 MPH
Median Speed:	22.4 MPH	90th Percentile:	29.4 MPH
Modal Speed:	23.5 MPH	95th Percentile:	30.6 MPH

Daily Vehicle Volume Report

Study Date: Thursday, 05/17/2018  
Unit ID: 0171  
Location: SW 19th Street, West of SW 24th Avenue

	Westbound Volume	Eastbound Volume	Total Volume	
13:00 - 13:14	3	3	6	9
13:15 - 13:29	5	4	9	9
13:30 - 13:44	1	11	12	13
13:45 - 13:59	7	8	15	15
14:00 - 14:14	3	5	8	8
14:15 - 14:29	6	5	11	11
14:30 - 14:44	12	8	20	20
14:45 - 14:59	10	10	20	20
15:00 - 15:14	12	18	30	30
15:15 - 15:29	14	10	24	24
15:30 - 15:44	12	12	24	24
15:45 - 15:59	12	14	26	26
16:00 - 16:14	16	10	26	26
16:15 - 16:29	17	13	30	30
16:30 - 16:44	9	10	19	19
16:45 - 16:59	12	10	22	22
17:00 - 17:14	16	14	30	30
17:15 - 17:29	20	11	31	31
17:30 - 17:44	17	21	38	38
17:45 - 17:59	21	11	32	32
18:00 - 18:14	15	12	27	27
18:15 - 18:29	18	19	37	37
18:30 - 18:44	11	6	17	17
18:45 - 18:59	14	13	27	27
19:00 - 19:14	10	7	17	17
19:15 - 19:29	7	9	16	16
19:30 - 19:44	2	5	7	7
19:45 - 19:59	4	7	11	11
20:00 - 20:14	8	5	13	13
20:15 - 20:29	7	4	11	11
20:30 - 20:44	1	2	3	3
20:45 - 20:59	2	8	10	10
21:00 - 21:14	2	4	6	6
21:15 - 21:29	4	5	9	9
21:30 - 21:44	4	6	10	10
21:45 - 21:59	1	8	9	9
22:00 - 22:14	2	1	3	3
22:15 - 22:29	4	7	11	15

22:30 - 22:44	1	1	2
22:45 - 22:59	3	2	5
23:00 - 23:14	3	1	4
23:15 - 23:29	1	3	4
23:30 - 23:44	0	1	1
23:45 - 23:59	3	1	4
Totals	527	613	1140
AM Peak Time	08:09 - 09:08	07:53 - 08:52	08:02 - 09:01
AM Peak Volume	35	64	96
PM Peak Time	17:08 - 18:07	17:30 - 18:29	17:17 - 18:16
PM Peak Volume	75	63	135

M:\Kimley Horn\Stations (Miami Dade)\PDF Reports\0028.tvp Page 2





20:30 - 20:44	0	1	1	0	0	1	0	0	0	0	0	0	0	0	0	3
20:45 - 20:59	0	0	1	3	4	2	0	0	0	0	0	0	0	0	0	10
21:00 - 21:14	0	0	1	3	1	1	0	0	0	0	0	0	0	0	0	6
21:15 - 21:29	0	1	0	2	4	2	0	0	0	0	0	0	0	0	0	9
21:30 - 21:44	0	0	0	1	6	1	2	0	0	0	0	0	0	0	0	10
21:45 - 21:59	0	0	1	3	3	2	0	0	0	0	0	0	0	0	0	9
22:00 - 22:14	0	1	1	1	0	0	0	0	0	0	0	0	0	0	0	3
22:15 - 22:29	1	0	1	4	5	4	0	0	0	0	0	0	0	0	0	15
22:30 - 22:44	0	0	0	1	0	1	0	0	0	0	0	0	0	0	0	2
22:45 - 22:59	0	1	0	3	0	1	0	0	0	0	0	0	0	0	0	5
23:00 - 23:14	0	1	1	0	1	1	0	0	0	0	0	0	0	0	0	4
23:15 - 23:29	0	0	1	0	1	2	0	0	0	0	0	0	0	0	0	4
23:30 - 23:44	0	0	0	0	0	1	0	0	0	0	0	0	0	0	0	1
23:45 - 23:59	0	0	0	0	1	3	0	0	0	0	0	0	0	0	0	4
Totals	2	22	69	269	488	264	25	1	0	0	0	0	0	0	0	1140
Percent of Total	0.2	1.9	6.1	23.6	42.8	23.2	2.2	0.1	0.0	0.0	0.0	0.0	0.0	0.0	0.0	100
Percent of AM	0.0	2.2	6.0	20.2	44.8	24.0	2.7	0.0	0.0	0.0	0.0	0.0	0.0	0.0	0.0	100
Percent of PM	0.3	1.8	6.1	25.2	41.9	22.7	1.9	0.1	0.0	0.0	0.0	0.0	0.0	0.0	0.0	100

Standard Deviation:	5.2 MPH	85th Percentile:	28.2 MPH
Mean Speed:	22.8 MPH	15th Percentile:	17.4 MPH
Median Speed:	23.1 MPH	90th Percentile:	29.3 MPH
Modal Speed:	23.5 MPH	95th Percentile:	30.4 MPH



# SPEED

SW 20th St Bet. SW 25th Ave & SW 24th Ave

Day: Thursday  
Date: 6/2/2016

City: Miami  
Project #: FL16\_3169\_010

**Summary**

Time	< 15	15 - 19	20 - 24	25 - 29	30 - 34	35 - 39	40 - 44	45 - 49	50 - 54	55 - 59	60 - 64	65 - 69	70 +	Total
0:00 AM	1	0	3	0	0	0	0	0	0	0	0	0	0	4
1:00	0	1	1	0	0	0	0	0	0	0	0	0	0	2
2:00	0	0	2	1	1	0	0	0	0	0	0	0	0	4
3:00	0	0	0	0	0	0	0	0	0	0	0	0	0	0
4:00	0	1	2	2	1	0	0	0	0	0	0	0	0	6
5:00	1	2	2	0	1	0	0	0	0	0	0	0	0	6
6:00	0	2	7	6	3	0	0	0	0	0	0	0	0	18
7:00	5	9	17	16	14	1	0	0	0	0	0	0	0	62
8:00	8	24	21	42	21	2	1	0	0	0	0	0	0	119
9:00	13	8	21	16	13	1	0	0	0	0	0	0	0	72
10:00	4	7	16	13	6	1	0	0	0	0	0	0	0	47
11:00	4	8	14	13	10	0	0	0	0	0	0	0	0	49
12:00 PM	4	10	15	24	10	1	0	0	0	0	0	0	0	64
13:00	3	8	19	20	8	2	1	0	0	0	0	0	0	61
14:00	3	8	11	21	11	3	1	0	0	0	0	0	0	58
15:00	2	4	25	45	21	1	0	0	0	0	0	0	0	98
16:00	5	5	23	35	20	1	1	0	0	0	0	0	0	90
17:00	3	4	35	43	19	5	2	0	0	0	0	0	0	111
18:00	1	7	19	29	25	5	0	0	0	0	0	0	0	86
19:00	0	7	14	17	11	5	0	0	0	0	0	0	0	54
20:00	4	3	7	5	8	1	0	0	0	0	0	0	0	28
21:00	2	1	7	7	2	0	0	0	0	0	0	0	0	19
22:00	0	3	6	4	3	1	0	0	0	0	0	0	0	17
23:00	0	2	1	5	1	1	0	0	0	0	0	0	0	10
<b>Totals</b>	<b>63</b>	<b>124</b>	<b>288</b>	<b>364</b>	<b>209</b>	<b>31</b>	<b>6</b>							<b>1085</b>
<b>% of Totals</b>	<b>6%</b>	<b>11%</b>	<b>27%</b>	<b>34%</b>	<b>19%</b>	<b>3%</b>	<b>1%</b>							<b>100%</b>

<b>AM Volumes</b>	36	62	106	109	70	5	1	0	0	0	0	0	0	389
<b>% AM</b>	3%	6%	10%	10%	6%	0%	0%							36%
<b>AM Peak Hour</b>	9:00	8:00	8:00	8:00	8:00	8:00	8:00							8:00
<b>Volume</b>	13	24	21	42	21	2	1							119
<b>PM Volumes</b>	27	62	182	255	139	26	5	0	0	0	0	0	0	696
<b>% PM</b>	2%	6%	17%	24%	13%	2%	0%							64%
<b>PM Peak Hour</b>	16:00	12:00	17:00	15:00	18:00	17:00	17:00							17:00
<b>Volume</b>	5	10	35	45	25	5	2							111

Directional Peak Periods All Speeds	AM 7-9		NOON 12-2		PM 4-6		Off Peak Volumes	
	Volume	%	Volume	%	Volume	%	Volume	%
	181	↔ 17%	125	↔ 12%	201	↔ 19%	578	↔ 53%

Street Name	Direction	Percentiles					ADT
		15th	50th	Average	85th	95th	
SW 20th St	Summary	19.0	25.9	25.3	32.0	34.6	1085

DAILY TOTALS					NB	SB					Total	
					0	0	EB	WB				1,085
							624	461				
AM Period	NB	SB	EB	WB	TOTAL	PM Period	NB	SB	EB	WB	TOTAL	
0:00	0	0	2	0	2	12:00	0	0	11	5	16	
0:15	0	0	0	1	1	12:15	0	0	13	1	14	
0:30	0	0	0	1	1	12:30	0	0	9	7	16	
0:45	0	0	0	2	2	12:45	0	0	12	45	18	
1:00	0	0	0	1	1	13:00	0	0	7	5	12	
1:15	0	0	0	0		13:15	0	0	5	9	14	
1:30	0	0	0	0		13:30	0	0	18	6	24	
1:45	0	0	1	1	2	13:45	0	0	7	37	44	
2:00	0	0	0	2	2	14:00	0	0	14	5	19	
2:15	0	0	0	1	1	14:15	0	0	12	6	18	
2:30	0	0	0	0		14:30	0	0	2	6	8	
2:45	0	0	0	1	1	14:45	0	0	9	37	46	
3:00	0	0	0	0		15:00	0	0	10	6	16	
3:15	0	0	0	0		15:15	0	0	11	12	23	
3:30	0	0	0	0		15:30	0	0	8	24	32	
3:45	0	0	0	0		15:45	0	0	6	35	41	
4:00	0	0	0	0		16:00	0	0	9	21	30	
4:15	0	0	1	1	2	16:15	0	0	10	10	20	
4:30	0	0	2	0	2	16:30	0	0	10	11	21	
4:45	0	0	1	4	5	16:45	0	0	9	38	47	
5:00	0	0	0	0		17:00	0	0	11	12	23	
5:15	0	0	0	2	2	17:15	0	0	13	7	20	
5:30	0	0	1	0	1	17:30	0	0	15	12	27	
5:45	0	0	2	3	5	17:45	0	0	20	59	79	
6:00	0	0	3	0	3	18:00	0	0	12	15	27	
6:15	0	0	1	3	4	18:15	0	0	9	6	15	
6:30	0	0	1	1	2	18:30	0	0	11	6	17	
6:45	0	0	6	11	17	18:45	0	0	10	42	52	
7:00	0	0	7	1	8	19:00	0	0	12	10	22	
7:15	0	0	14	6	20	19:15	0	0	7	2	9	
7:30	0	0	8	6	14	19:30	0	0	7	5	12	
7:45	0	0	16	45	61	19:45	0	0	4	30	34	
8:00	0	0	22	9	31	20:00	0	0	5	4	9	
8:15	0	0	23	9	32	20:15	0	0	5	0	5	
8:30	0	0	21	6	27	20:30	0	0	4	3	7	
8:45	0	0	18	84	102	20:45	0	0	5	19	24	
9:00	0	0	17	7	24	21:00	0	0	3	0	3	
9:15	0	0	12	3	15	21:15	0	0	5	1	6	
9:30	0	0	18	8	26	21:30	0	0	6	2	8	
9:45	0	0	4	51	55	21:45	0	0	2	16	18	
10:00	0	0	11	3	14	22:00	0	0	2	6	8	
10:15	0	0	3	5	8	22:15	0	0	3	1	4	
10:30	0	0	4	4	8	22:30	0	0	2	1	3	
10:45	0	0	10	28	38	22:45	0	0	2	9	11	
11:00	0	0	7	7	14	23:00	0	0	2	0	2	
11:15	0	0	7	9	16	23:15	0	0	1	3	4	
11:30	0	0	3	4	7	23:30	0	0	0	2	2	
11:45	0	0	8	25	33	23:45	0	0	0	3	3	
<b>TOTALS</b>			254	135	389	<b>TOTALS</b>			370	326	696	
<b>SPLIT %</b>			65.3%	34.7%	35.9%	<b>SPLIT %</b>			53.2%	46.8%	64.1%	

DAILY TOTALS					NB	SB					Total	
					0	0	EB	WB				1,085
							624	461				

AM Peak Hour			8:00	8:00	8:00	PM Peak Hour			17:15	15:15	17:15
AM Pk Volume			84	35	119	PM Pk Volume			52	78	115
Pk Hr Factor			0.913	0.795	0.930	Pk Hr Factor			0.650	0.750	0.701
7 - 9 Volume	0	0	129	52	181	4 - 6 Volume	0	0	97	104	201
7 - 9 Peak Hour			8:00	8:00	8:00	4 - 6 Peak Hour			17:00	16:00	17:00
7 - 9 Pk Volume	0	0	84	35	119	4 - 6 Pk Volume	0	0	59	52	111
Pk Hr Factor	0.000	0.000	0.913	0.795	0.930	Pk Hr Factor	0.000	0.000	0.738	0.619	0.677

# SPEED

SW 21st St Bet. SW 25th Ave & SW 27th Ave

Day: Wednesday  
Date: 11/16/2016

City: Miami  
Project #: FL16\_3404\_015

**Summary**

Time	< 15	15 - 19	20 - 24	25 - 29	30 - 34	35 - 39	40 - 44	45 - 49	50 - 54	55 - 59	60 - 64	65 - 69	70 +	Total
00:00 AM	3	1	2	0	0	0	0	0	0	0	0	0	0	6
01:00	0	0	1	0	0	1	0	0	0	0	0	0	0	2
02:00	0	0	1	0	0	0	0	0	0	0	0	0	0	1
03:00	2	0	0	0	0	0	0	0	0	0	0	0	0	2
04:00	0	3	0	1	0	0	0	0	0	0	0	0	0	4
05:00	6	3	1	1	1	0	0	0	0	0	0	0	0	12
06:00	2	1	5	3	0	0	0	0	0	0	0	0	0	11
07:00	1	2	12	10	6	0	0	0	0	0	0	0	0	31
08:00	2	13	27	19	6	1	0	0	0	0	0	0	0	68
09:00	5	6	11	23	6	2	0	0	0	0	0	0	0	53
10:00	1	6	17	17	3	1	0	0	0	0	0	0	0	45
11:00	4	7	14	15	3	0	0	0	0	0	0	0	0	43
12:00 PM	8	10	25	13	4	0	0	0	0	0	0	0	0	60
13:00	2	12	16	17	5	1	0	0	0	0	0	0	0	53
14:00	5	9	25	20	6	0	0	0	0	0	0	0	0	65
15:00	5	16	24	19	8	1	0	0	0	0	0	0	0	73
16:00	14	19	42	31	10	0	1	0	0	0	0	0	0	117
17:00	4	28	54	51	14	0	0	0	0	0	0	0	0	151
18:00	6	15	50	45	11	2	0	0	0	0	0	0	0	129
19:00	7	9	16	13	6	0	0	0	0	0	0	0	0	51
20:00	6	8	9	9	2	0	0	0	0	0	0	0	0	34
21:00	1	4	7	2	0	1	0	0	0	0	0	0	0	15
22:00	2	4	4	0	1	0	0	0	0	0	0	0	0	11
23:00	1	0	0	3	1	0	0	0	0	0	0	0	0	5
<b>Totals</b>	<b>87</b>	<b>176</b>	<b>363</b>	<b>312</b>	<b>93</b>	<b>10</b>	<b>1</b>							<b>1042</b>
<b>% of Totals</b>	<b>8%</b>	<b>17%</b>	<b>35%</b>	<b>30%</b>	<b>9%</b>	<b>1%</b>	<b>0%</b>							<b>100%</b>

<b>AM Volumes</b>	26	42	91	89	25	5	0	0	0	0	0	0	0	278
<b>% AM</b>	2%	4%	9%	9%	2%	0%								27%
<b>AM Peak Hour</b>	05:00	08:00	08:00	09:00	07:00	09:00								08:00
<b>Volume</b>	6	13	27	23	6	2								68
<b>PM Volumes</b>	61	134	272	223	68	5	1	0	0	0	0	0	0	764
<b>% PM</b>	6%	13%	26%	21%	7%	0%	0%							73%
<b>PM Peak Hour</b>	16:00	17:00	17:00	17:00	17:00	18:00	16:00							17:00
<b>Volume</b>	14	28	54	51	14	2	1							151

Directional Peak Periods All Speeds	AM 7-9		NOON 12-2		PM 4-6		Off Peak Volumes	
	Volume	%	Volume	%	Volume	%	Volume	%
	99	↔ 10%	113	↔ 11%	268	↔ 26%	562	↔ 54%

Street Name	Direction	Percentiles					
		15th	50th	Average	85th	95th	ADT
SW 21st St	Summary	17	24	23	29	33	1042

DAILY TOTALS					NB	SB	EB		WB	Total	
					0	0	193	849	1,042		
AM Period	NB	SB	EB	WB	TOTAL	PM Period	NB	SB	EB	WB	TOTAL
00:00	0	0	0	2	2	12:00	0	0	3	12	15
00:15	0	0	0	1	1	12:15	0	0	5	8	13
00:30	0	0	1	0	1	12:30	0	0	4	15	19
00:45	0	0	0	1	2	12:45	0	0	4	16	20
01:00	0	0	0	1	1	13:00	0	0	3	8	11
01:15	0	0	0	0	0	13:15	0	0	3	8	11
01:30	0	0	1	0	1	13:30	0	0	4	10	14
01:45	0	0	0	1	1	13:45	0	0	2	12	14
02:00	0	0	0	0	0	14:00	0	0	5	14	19
02:15	0	0	0	0	0	14:15	0	0	2	11	13
02:30	0	0	0	1	1	14:30	0	0	1	10	11
02:45	0	0	0	0	0	14:45	0	0	4	12	16
03:00	0	0	0	0	0	15:00	0	0	3	9	12
03:15	0	0	0	0	0	15:15	0	0	1	16	17
03:30	0	0	1	0	1	15:30	0	0	1	18	19
03:45	0	0	1	2	3	15:45	0	0	3	8	11
04:00	0	0	0	0	0	16:00	0	0	6	23	29
04:15	0	0	0	2	2	16:15	0	0	6	15	21
04:30	0	0	0	1	1	16:30	0	0	2	30	32
04:45	0	0	0	1	1	16:45	0	0	3	17	20
05:00	0	0	0	2	2	17:00	0	0	1	29	30
05:15	0	0	2	1	3	17:15	0	0	6	36	42
05:30	0	0	0	3	3	17:30	0	0	2	36	38
05:45	0	0	1	3	4	17:45	0	0	4	13	17
06:00	0	0	1	1	2	18:00	0	0	3	37	40
06:15	0	0	1	2	3	18:15	0	0	3	32	35
06:30	0	0	1	1	2	18:30	0	0	1	24	25
06:45	0	0	2	5	7	18:45	0	0	1	8	9
07:00	0	0	1	2	3	19:00	0	0	1	17	18
07:15	0	0	3	4	7	19:15	0	0	3	12	15
07:30	0	0	2	5	7	19:30	0	0	2	7	9
07:45	0	0	6	12	18	19:45	0	0	0	6	6
08:00	0	0	5	12	17	20:00	0	0	3	12	15
08:15	0	0	2	14	16	20:15	0	0	2	4	6
08:30	0	0	3	12	15	20:30	0	0	3	4	7
08:45	0	0	4	14	18	20:45	0	0	3	11	14
09:00	0	0	3	17	20	21:00	0	0	2	1	3
09:15	0	0	5	12	17	21:15	0	0	0	4	4
09:30	0	0	2	7	9	21:30	0	0	2	3	5
09:45	0	0	3	13	16	21:45	0	0	2	6	8
10:00	0	0	1	7	8	22:00	0	0	1	4	5
10:15	0	0	6	8	14	22:15	0	0	1	1	2
10:30	0	0	1	8	9	22:30	0	0	1	0	1
10:45	0	0	5	13	18	22:45	0	0	2	5	7
11:00	0	0	1	9	10	23:00	0	0	2	0	2
11:15	0	0	4	9	13	23:15	0	0	2	0	2
11:30	0	0	3	10	13	23:30	0	0	1	0	1
11:45	0	0	2	10	12	23:45	0	0	0	5	5
<b>TOTALS</b>			74	204	278	<b>TOTALS</b>			119	645	764
<b>SPLIT %</b>			26.6%	73.4%	26.7%	<b>SPLIT %</b>			15.6%	84.4%	73.3%

DAILY TOTALS					NB	SB	EB		WB	Total
					0	0	193	849	1,042	

AM Peak Hour			07:15	08:15	08:30	PM Peak Hour			15:45	17:15	17:15
AM Pk Volume			16	59	72	PM Pk Volume			12	146	161
Pk Hr Factor			0.667	0.868	0.900	Pk Hr Factor			0.500	0.878	0.958
7 - 9 Volume	0	0	26	73	99	4 - 6 Volume	0	0	30	238	268
7 - 9 Peak Hour			07:15	08:00	08:00	4 - 6 Peak Hour			16:00	17:00	17:00
7 - 9 Pk Volume	0	0	16	54	68	4 - 6 Pk Volume	0	0	17	138	151
Pk Hr Factor	0.000	0.000	0.667	0.844	0.850	Pk Hr Factor	0.000	0.000	0.708	0.932	0.899

Daily Vehicle Volume Report

Study Date: Wednesday, 05/23/2018  
Unit ID: 0217  
Location: SW 21st Terrace, West of SW 24th Avenue

	Westbound Volume	Eastbound Volume	Total Volume	
00:00 - 00:14	0	0	1	1
00:15 - 00:29	0	0	1	1
00:30 - 00:44	0	0	0	0
00:45 - 00:59	0	0	0	0
01:00 - 01:14	0	0	0	0
01:15 - 01:29	0	0	0	0
01:30 - 01:44	1	0	0	1
01:45 - 01:59	0	0	0	0
02:00 - 02:14	1	0	0	1
02:15 - 02:29	1	0	0	1
02:30 - 02:44	0	0	0	0
02:45 - 02:59	0	0	0	0
03:00 - 03:14	0	0	0	0
03:15 - 03:29	1	1	1	2
03:30 - 03:44	0	1	1	1
03:45 - 03:59	0	0	0	0
04:00 - 04:14	0	1	1	1
04:15 - 04:29	0	0	0	0
04:30 - 04:44	2	0	0	2
04:45 - 04:59	0	0	0	0
05:00 - 05:14	0	0	0	0
05:15 - 05:29	2	0	0	2
05:30 - 05:44	0	0	0	0
05:45 - 05:59	1	0	0	1
06:00 - 06:14	2	0	0	2
06:15 - 06:29	2	0	0	2
06:30 - 06:44	2	3	3	5
06:45 - 06:59	1	4	4	5
07:00 - 07:14	4	7	7	11
07:15 - 07:29	4	3	3	7
07:30 - 07:44	4	7	7	11
07:45 - 07:59	3	2	2	5
08:00 - 08:14	2	6	6	8
08:15 - 08:29	6	4	4	10
08:30 - 08:44	18	3	3	21
08:45 - 08:59	8	8	8	16
09:00 - 09:14	7	10	10	17
09:15 - 09:29	3	2	2	5

09:30 - 09:44	2	1	3
09:45 - 09:59	9	4	13
10:00 - 10:14	7	5	12
10:15 - 10:29	8	4	12
10:30 - 10:44	3	5	8
10:45 - 10:59	9	2	11
11:00 - 11:14	10	3	13
11:15 - 11:29	5	7	12
11:30 - 11:44	7	3	10
11:45 - 11:59	5	9	14
12:00 - 12:14	9	4	13
12:15 - 12:29	12	6	18
12:30 - 12:44	16	7	23
12:45 - 12:59	6	7	13
13:00 - 13:14	8	4	12
13:15 - 13:29	4	5	9
13:30 - 13:44	4	5	9
13:45 - 13:59	8	1	9
14:00 - 14:14	10	4	14
14:15 - 14:29	12	4	16
14:30 - 14:44	4	3	7
14:45 - 14:59	7	4	11
15:00 - 15:14	11	5	16
15:15 - 15:29	13	4	17
15:30 - 15:44	25	3	28
15:45 - 15:59	14	2	16
16:00 - 16:14	15	6	21
16:15 - 16:29	21	3	24
16:30 - 16:44	9	5	14
16:45 - 16:59	14	4	18
17:00 - 17:14	23	3	26
17:15 - 17:29	28	4	32
17:30 - 17:44	33	7	40
17:45 - 17:59	28	10	38
18:00 - 18:14	30	4	34
18:15 - 18:29	20	7	27
18:30 - 18:44	20	9	29
18:45 - 18:59	18	7	25
19:00 - 19:14	16	6	22
19:15 - 19:29	10	7	17
19:30 - 19:44	4	7	11
19:45 - 19:59	6	3	9
20:00 - 20:14	5	3	8
20:15 - 20:29	1	4	5

20:30 - 20:44	2	7	9
20:45 - 20:59	4	5	9
21:00 - 21:14	1	3	4
21:15 - 21:29	4	4	8
21:30 - 21:44	5	2	7
21:45 - 21:59	3	2	5
22:00 - 22:14	4	0	4
22:15 - 22:29	0	3	3
22:30 - 22:44	4	1	5
22:45 - 22:59	0	0	0
23:00 - 23:14	0	1	1
23:15 - 23:29	0	1	1
23:30 - 23:44	0	4	4
23:45 - 23:59	0	0	0
Totals	631	307	938

AM Peak Time 08:16 - 09:15 08:13 - 09:12 08:15 - 09:14

AM Peak

Volume	40	26	64
--------	----	----	----

PM Peak Time 17:07 - 18:06 17:44 - 18:43 17:12 - 18:11

PM Peak

Volume	123	33	149
--------	-----	----	-----







20:30 - 20:44	0	1	0	0	2	4	1	1	0	0	0	0	0	0	0	9
20:45 - 20:59	0	0	3	1	3	0	2	0	0	0	0	0	0	0	0	9
21:00 - 21:14	0	0	2	0	0	1	1	0	0	0	0	0	0	0	0	4
21:15 - 21:29	0	0	0	2	3	3	0	0	0	0	0	0	0	0	0	8
21:30 - 21:44	0	0	1	0	3	2	1	0	0	0	0	0	0	0	0	7
21:45 - 21:59	0	0	0	0	3	2	0	0	0	0	0	0	0	0	0	5
22:00 - 22:14	0	0	1	0	1	2	0	0	0	0	0	0	0	0	0	4
22:15 - 22:29	0	0	1	1	0	1	0	0	0	0	0	0	0	0	0	3
22:30 - 22:44	0	0	1	2	1	1	0	0	0	0	0	0	0	0	0	5
22:45 - 22:59	0	0	0	0	0	0	0	0	0	0	0	0	0	0	0	0
23:00 - 23:14	0	0	1	0	0	0	0	0	0	0	0	0	0	0	0	1
23:15 - 23:29	0	0	0	0	0	1	0	0	0	0	0	0	0	0	0	1
23:30 - 23:44	0	0	0	0	3	0	1	0	0	0	0	0	0	0	0	4
23:45 - 23:59	0	0	0	0	0	0	0	0	0	0	0	0	0	0	0	0
Totals	3	12	44	129	326	289	124	10	0	1	0	0	0	0	0	938
Percent of Total	0.3	1.3	4.7	13.8	34.8	30.8	13.2	1.1	0.0	0.1	0.0	0.0	0.0	0.0	0.0	100
Percent of AM	0.8	0.8	5.7	12.1	32.8	34.0	13.8	0.0	0.0	0.0	0.0	0.0	0.0	0.0	0.0	100
Percent of PM	0.1	1.4	4.3	14.3	35.5	29.7	13.0	1.4	0.0	0.1	0.0	0.0	0.0	0.0	0.0	100

Standard Deviation:	6.0 MPH	85th Percentile:	30.9 MPH
Mean Speed:	25.1 MPH	15th Percentile:	19.1 MPH
Median Speed:	25.3 MPH	90th Percentile:	32.6 MPH
Modal Speed:	23.5 MPH	95th Percentile:	34.5 MPH

Daily Vehicle Volume Report

Study Date: Wednesday, 05/23/2018  
Unit ID: 0146  
Location: SW 24th Avenue, South of SW 10th Street

	Southbound Volume	Northbound Volume	Total Volume
00:00 - 00:14	2	3	5
00:15 - 00:29	5	4	9
00:30 - 00:44	2	1	3
00:45 - 00:59	0	0	0
01:00 - 01:14	2	0	2
01:15 - 01:29	1	1	2
01:30 - 01:44	4	2	6
01:45 - 01:59	0	2	2
02:00 - 02:14	0	1	1
02:15 - 02:29	0	2	2
02:30 - 02:44	0	0	0
02:45 - 02:59	1	1	2
03:00 - 03:14	2	0	2
03:15 - 03:29	0	0	0
03:30 - 03:44	0	0	0
03:45 - 03:59	0	1	1
04:00 - 04:14	2	0	2
04:15 - 04:29	1	1	2
04:30 - 04:44	2	0	2
04:45 - 04:59	3	4	7
05:00 - 05:14	2	3	5
05:15 - 05:29	0	0	0
05:30 - 05:44	2	1	3
05:45 - 05:59	5	5	10
06:00 - 06:14	4	11	15
06:15 - 06:29	5	9	14
06:30 - 06:44	11	11	22
06:45 - 06:59	12	18	30
07:00 - 07:14	19	7	26
07:15 - 07:29	37	31	68
07:30 - 07:44	31	14	45
07:45 - 07:59	19	41	60
08:00 - 08:14	42	14	56
08:15 - 08:29	35	23	58
08:30 - 08:44	25	21	46
08:45 - 08:59	14	34	48
09:00 - 09:14	20	18	38
09:15 - 09:29	26	22	48

09:30 - 09:44	21	20	41
09:45 - 09:59	16	24	40
10:00 - 10:14	18	20	38
10:15 - 10:29	22	17	39
10:30 - 10:44	20	22	42
10:45 - 10:59	16	13	29
11:00 - 11:14	22	17	39
11:15 - 11:29	21	25	46
11:30 - 11:44	26	19	45
11:45 - 11:59	23	20	43
12:00 - 12:14	20	9	29
12:15 - 12:29	21	11	32
12:30 - 12:44	19	19	38
12:45 - 12:59	13	16	29
13:00 - 13:14	22	20	42
13:15 - 13:29	25	8	33
13:30 - 13:44	26	11	37
13:45 - 13:59	15	14	29
14:00 - 14:14	16	18	34
14:15 - 14:29	19	20	39
14:30 - 14:44	60	26	86
14:45 - 14:59	36	16	52
15:00 - 15:14	30	33	63
15:15 - 15:29	39	35	74
15:30 - 15:44	55	47	102
15:45 - 15:59	38	30	68
16:00 - 16:14	20	46	66
16:15 - 16:29	39	35	74
16:30 - 16:44	24	43	67
16:45 - 16:59	41	44	85
17:00 - 17:14	39	34	73
17:15 - 17:29	33	48	81
17:30 - 17:44	35	68	103
17:45 - 17:59	51	41	92
18:00 - 18:14	48	37	85
18:15 - 18:29	38	44	82
18:30 - 18:44	29	47	76
18:45 - 18:59	27	16	43
19:00 - 19:14	33	23	56
19:15 - 19:29	19	26	45
19:30 - 19:44	18	20	38
19:45 - 19:59	19	18	37
20:00 - 20:14	17	21	38
20:15 - 20:29	19	20	39

20:30 - 20:44	11	17	28
20:45 - 20:59	17	17	34
21:00 - 21:14	10	6	16
21:15 - 21:29	10	11	21
21:30 - 21:44	13	6	19
21:45 - 21:59	11	10	21
22:00 - 22:14	11	11	22
22:15 - 22:29	6	0	6
22:30 - 22:44	5	4	9
22:45 - 22:59	4	2	6
23:00 - 23:14	11	4	15
23:15 - 23:29	6	1	7
23:30 - 23:44	6	3	9
23:45 - 23:59	5	1	6
Totals	1670	1560	3230

AM Peak Time 07:23 - 08:22 07:55 - 08:54 07:12 - 08:11

AM Peak

Volume	136	107	231
--------	-----	-----	-----

PM Peak Time 17:21 - 18:20 17:06 - 18:05 17:25 - 18:24

PM Peak

Volume	175	201	369
--------	-----	-----	-----





20:30 - 20:44	0	1	0	8	12	5	1	0	0	0	0	0	0	1	0	28
20:45 - 20:59	0	0	1	8	16	7	2	0	0	0	0	0	0	0	0	34
21:00 - 21:14	0	0	0	5	10	1	0	0	0	0	0	0	0	0	0	16
21:15 - 21:29	0	0	1	8	9	2	1	0	0	0	0	0	0	0	0	21
21:30 - 21:44	0	1	1	1	9	6	1	0	0	0	0	0	0	0	0	19
21:45 - 21:59	0	2	0	5	6	8	0	0	0	0	0	0	0	0	0	21
22:00 - 22:14	0	0	2	4	10	6	0	0	0	0	0	0	0	0	0	22
22:15 - 22:29	0	0	0	2	1	2	0	0	1	0	0	0	0	0	0	6
22:30 - 22:44	0	0	0	1	6	2	0	0	0	0	0	0	0	0	0	9
22:45 - 22:59	0	0	0	1	4	1	0	0	0	0	0	0	0	0	0	6
23:00 - 23:14	0	0	2	3	8	2	0	0	0	0	0	0	0	0	0	15
23:15 - 23:29	0	0	0	2	3	2	0	0	0	0	0	0	0	0	0	7
23:30 - 23:44	0	0	0	4	2	2	1	0	0	0	0	0	0	0	0	9
23:45 - 23:59	0	0	0	2	3	1	0	0	0	0	0	0	0	0	0	6
Totals	14	35	121	737	1658	564	86	3	3	2	2	1	1	1	2	3230
Percent of Total	0.4	1.1	3.7	22.8	51.3	17.5	2.7	0.1	0.1	0.1	0.1	0.0	0.0	0.0	0.1	100
Percent of AM	0.4	1.5	3.6	21.2	52.9	17.0	2.8	0.1	0.1	0.0	0.2	0.0	0.1	0.0	0.2	100
Percent of PM	0.5	0.9	3.8	23.6	50.6	17.7	2.6	0.1	0.1	0.1	0.0	0.0	0.0	0.0	0.0	100

Standard Deviation:	5.3 MPH	85th Percentile:	27.6 MPH
Mean Speed:	23.0 MPH	15th Percentile:	18.1 MPH
Median Speed:	23.1 MPH	90th Percentile:	29.0 MPH
Modal Speed:	23.5 MPH	95th Percentile:	30.5 MPH



Daily Vehicle Volume Report

Study Date: Wednesday, 05/09/2018  
Unit ID: 0198  
Location: SW 24th Avenue, South of SW 12th Street

	Southbound Volume	Northbound Volume	Total Volume
00:00 - 00:14	1	1	2
00:15 - 00:29	2	1	3
00:30 - 00:44	1	1	2
00:45 - 00:59	2	2	4
01:00 - 01:14	2	2	4
01:15 - 01:29	1	0	1
01:30 - 01:44	1	2	3
01:45 - 01:59	0	0	0
02:00 - 02:14	0	2	2
02:15 - 02:29	0	1	1
02:30 - 02:44	0	2	2
02:45 - 02:59	0	2	2
03:00 - 03:14	0	0	0
03:15 - 03:29	0	0	0
03:30 - 03:44	0	0	0
03:45 - 03:59	0	1	1
04:00 - 04:14	0	1	1
04:15 - 04:29	0	0	0
04:30 - 04:44	0	0	0
04:45 - 04:59	2	2	4
05:00 - 05:14	1	1	2
05:15 - 05:29	1	1	2
05:30 - 05:44	1	1	2
05:45 - 05:59	5	3	8
06:00 - 06:14	1	3	4
06:15 - 06:29	10	7	17
06:30 - 06:44	9	8	17
06:45 - 06:59	8	12	20
07:00 - 07:14	24	21	45
07:15 - 07:29	28	23	51
07:30 - 07:44	39	22	61
07:45 - 07:59	19	11	30
08:00 - 08:14	31	26	57
08:15 - 08:29	34	28	62
08:30 - 08:44	29	18	47
08:45 - 08:59	19	21	40
09:00 - 09:14	20	11	31
09:15 - 09:29	20	15	35

09:30 - 09:44	10	11	21
09:45 - 09:59	9	8	17
10:00 - 10:14	20	18	38
10:15 - 10:29	12	8	20
10:30 - 10:44	11	12	23
10:45 - 10:59	28	12	40
11:00 - 11:14	14	13	27
11:15 - 11:29	7	14	21
11:30 - 11:44	15	16	31
11:45 - 11:59	28	16	44
12:00 - 12:14	16	20	36
12:15 - 12:29	11	15	26
12:30 - 12:44	26	4	30
12:45 - 12:59	18	17	35
13:00 - 13:14	22	17	39
13:15 - 13:29	24	13	37
13:30 - 13:44	19	20	39
13:45 - 13:59	16	12	28
14:00 - 14:14	18	17	35
14:15 - 14:29	20	18	38
14:30 - 14:44	44	17	61
14:45 - 14:59	27	20	47
15:00 - 15:14	26	19	45
15:15 - 15:29	24	29	53
15:30 - 15:44	57	27	84
15:45 - 15:59	30	20	50
16:00 - 16:14	38	21	59
16:15 - 16:29	21	13	34
16:30 - 16:44	29	23	52
16:45 - 16:59	32	27	59
17:00 - 17:14	33	31	64
17:15 - 17:29	35	37	72
17:30 - 17:44	39	36	75
17:45 - 17:59	27	23	50
18:00 - 18:14	33	40	73
18:15 - 18:29	39	30	69
18:30 - 18:44	28	31	59
18:45 - 18:59	24	25	49
19:00 - 19:14	25	17	42
19:15 - 19:29	22	24	46
19:30 - 19:44	16	16	32
19:45 - 19:59	17	20	37
20:00 - 20:14	18	14	32
20:15 - 20:29	9	15	24

20:30 - 20:44	16	13	29
20:45 - 20:59	22	12	34
21:00 - 21:14	16	7	23
21:15 - 21:29	9	17	26
21:30 - 21:44	11	16	27
21:45 - 21:59	9	5	14
22:00 - 22:14	6	10	16
22:15 - 22:29	9	4	13
22:30 - 22:44	4	5	9
22:45 - 22:59	6	3	9
23:00 - 23:14	3	4	7
23:15 - 23:29	0	7	7
23:30 - 23:44	12	5	17
23:45 - 23:59	9	4	13
Totals	1480	1220	2700

AM Peak Time 07:26 - 08:25 08:01 - 09:00 07:23 - 08:22

AM Peak

Volume	130	94	217
--------	-----	----	-----

PM Peak Time 15:20 - 16:19 17:16 - 18:15 17:16 - 18:15

PM Peak

Volume	153	141	276
--------	-----	-----	-----





20:30 - 20:44	0	0	10	13	6	0	0	0	0	0	0	0	0	0	0	29
20:45 - 20:59	0	1	14	16	2	1	0	0	0	0	0	0	0	0	0	34
21:00 - 21:14	0	2	4	14	3	0	0	0	0	0	0	0	0	0	0	23
21:15 - 21:29	0	0	7	16	3	0	0	0	0	0	0	0	0	0	0	26
21:30 - 21:44	0	0	6	14	7	0	0	0	0	0	0	0	0	0	0	27
21:45 - 21:59	0	0	2	9	2	1	0	0	0	0	0	0	0	0	0	14
22:00 - 22:14	0	0	3	9	4	0	0	0	0	0	0	0	0	0	0	16
22:15 - 22:29	0	0	7	5	1	0	0	0	0	0	0	0	0	0	0	13
22:30 - 22:44	0	0	2	7	0	0	0	0	0	0	0	0	0	0	0	9
22:45 - 22:59	0	0	2	4	3	0	0	0	0	0	0	0	0	0	0	9
23:00 - 23:14	0	0	2	4	1	0	0	0	0	0	0	0	0	0	0	7
23:15 - 23:29	0	0	2	4	1	0	0	0	0	0	0	0	0	0	0	7
23:30 - 23:44	0	1	4	8	4	0	0	0	0	0	0	0	0	0	0	17
23:45 - 23:59	0	0	2	6	5	0	0	0	0	0	0	0	0	0	0	13
Totals	4	75	732	1244	572	65	5	1	0	1	1	0	0	0	0	2700
Percent of Total	0.1	2.8	27.1	46.1	21.2	2.4	0.2	0.0	0.0	0.0	0.0	0.0	0.0	0.0	0.0	100
Percent of AM	0.0	3.3	26.9	44.4	22.2	2.6	0.4	0.1	0.0	0.1	0.0	0.0	0.0	0.0	0.0	100
Percent of PM	0.2	2.5	27.2	46.8	20.7	2.3	0.1	0.0	0.0	0.0	0.1	0.0	0.0	0.0	0.0	100

Standard Deviation:	4.6 MPH	85th Percentile:	23.1 MPH
Mean Speed:	18.2 MPH	15th Percentile:	13.2 MPH
Median Speed:	18.2 MPH	90th Percentile:	24.3 MPH
Modal Speed:	18.5 MPH	95th Percentile:	25.5 MPH

Daily Vehicle Volume Report

Study Date: Wednesday, 05/16/2018  
Unit ID: 0196  
Location: SW 24th Avenue, South of SW 17th Street

	Southbound Volume	Northbound Volume	Total Volume
00:00 - 00:14	0	0	0
00:15 - 00:29	1	2	3
00:30 - 00:44	2	2	4
00:45 - 00:59	1	0	1
01:00 - 01:14	0	1	1
01:15 - 01:29	0	1	1
01:30 - 01:44	0	0	0
01:45 - 01:59	1	0	1
02:00 - 02:14	0	0	0
02:15 - 02:29	2	0	2
02:30 - 02:44	0	0	0
02:45 - 02:59	1	1	2
03:00 - 03:14	2	1	3
03:15 - 03:29	2	0	2
03:30 - 03:44	2	2	4
03:45 - 03:59	1	1	2
04:00 - 04:14	0	0	0
04:15 - 04:29	1	0	1
04:30 - 04:44	0	0	0
04:45 - 04:59	4	0	4
05:00 - 05:14	2	0	2
05:15 - 05:29	0	0	0
05:30 - 05:44	2	3	5
05:45 - 05:59	1	0	1
06:00 - 06:14	3	2	5
06:15 - 06:29	3	1	4
06:30 - 06:44	11	3	14
06:45 - 06:59	6	4	10
07:00 - 07:14	12	9	21
07:15 - 07:29	16	11	27
07:30 - 07:44	20	9	29
07:45 - 07:59	18	9	27
08:00 - 08:14	25	13	38
08:15 - 08:29	35	10	45
08:30 - 08:44	20	7	27
08:45 - 08:59	14	11	25
09:00 - 09:14	10	8	18
09:15 - 09:29	12	3	15

09:30 - 09:44	20	4	24
09:45 - 09:59	18	6	24
10:00 - 10:14	14	8	22
10:15 - 10:29	11	3	14
10:30 - 10:44	14	2	16
10:45 - 10:59	8	8	16
11:00 - 11:14	14	4	18
11:15 - 11:29	14	6	20
11:30 - 11:44	15	7	22
11:45 - 11:59	15	4	19
12:00 - 12:14	7	6	13
12:15 - 12:29	11	4	15
12:30 - 12:44	15	3	18
12:45 - 12:59	26	10	36
13:00 - 13:14	14	6	20
13:15 - 13:29	15	2	17
13:30 - 13:44	15	10	25
13:45 - 13:59	11	9	20
14:00 - 14:14	13	9	22
14:15 - 14:29	16	5	21
14:30 - 14:44	28	8	36
14:45 - 14:59	13	15	28
15:00 - 15:14	24	12	36
15:15 - 15:29	19	21	40
15:30 - 15:44	27	16	43
15:45 - 15:59	23	14	37
16:00 - 16:14	24	9	33
16:15 - 16:29	17	23	40
16:30 - 16:44	24	18	42
16:45 - 16:59	30	14	44
17:00 - 17:14	11	16	27
17:15 - 17:29	37	20	57
17:30 - 17:44	26	20	46
17:45 - 17:59	35	24	59
18:00 - 18:14	34	12	46
18:15 - 18:29	18	19	37
18:30 - 18:44	14	12	26
18:45 - 18:59	20	10	30
19:00 - 19:14	13	10	23
19:15 - 19:29	17	11	28
19:30 - 19:44	8	5	13
19:45 - 19:59	12	13	25
20:00 - 20:14	13	11	24
20:15 - 20:29	7	7	14



20:30 - 20:44	9	4	13
20:45 - 20:59	5	4	9
21:00 - 21:14	8	9	17
21:15 - 21:29	7	7	14
21:30 - 21:44	16	3	19
21:45 - 21:59	7	4	11
22:00 - 22:14	9	9	18
22:15 - 22:29	7	7	14
22:30 - 22:44	0	3	3
22:45 - 22:59	4	3	7
23:00 - 23:14	6	4	10
23:15 - 23:29	1	1	2
23:30 - 23:44	2	0	2
23:45 - 23:59	3	3	6
Totals	1094	631	1725

AM Peak Time 07:40 - 08:39 07:22 - 08:21 07:40 - 08:39

AM Peak

Volume	106	45	145
--------	-----	----	-----

PM Peak Time 17:16 - 18:15 16:59 - 17:58 17:16 - 18:15

PM Peak

Volume	134	82	211
--------	-----	----	-----





20:30 - 20:44	0	2	0	3	3	3	1	1	0	0	0	0	0	0	0	13
20:45 - 20:59	0	0	1	1	7	0	0	0	0	0	0	0	0	0	0	9
21:00 - 21:14	0	0	0	8	4	3	2	0	0	0	0	0	0	0	0	17
21:15 - 21:29	0	1	3	1	7	2	0	0	0	0	0	0	0	0	0	14
21:30 - 21:44	0	1	4	7	5	2	0	0	0	0	0	0	0	0	0	19
21:45 - 21:59	0	0	2	2	2	2	3	0	0	0	0	0	0	0	0	11
22:00 - 22:14	0	0	1	5	6	3	3	0	0	0	0	0	0	0	0	18
22:15 - 22:29	0	1	3	3	2	4	1	0	0	0	0	0	0	0	0	14
22:30 - 22:44	0	0	1	1	0	0	1	0	0	0	0	0	0	0	0	3
22:45 - 22:59	0	0	1	0	3	3	0	0	0	0	0	0	0	0	0	7
23:00 - 23:14	0	0	3	3	2	1	1	0	0	0	0	0	0	0	0	10
23:15 - 23:29	0	0	0	2	0	0	0	0	0	0	0	0	0	0	0	2
23:30 - 23:44	0	0	0	0	2	0	0	0	0	0	0	0	0	0	0	2
23:45 - 23:59	0	0	1	1	1	2	1	0	0	0	0	0	0	0	0	6
Totals	4	28	191	328	582	409	147	26	5	3	1	1	0	0	0	1725
Percent of Total	0.2	1.6	11.1	19.0	33.7	23.7	8.5	1.5	0.3	0.2	0.1	0.1	0.0	0.0	0.0	100
Percent of AM	0.2	0.4	11.3	20.6	31.4	24.9	9.1	1.7	0.4	0.0	0.0	0.2	0.0	0.0	0.0	100
Percent of PM	0.3	2.2	11.0	18.3	34.8	23.2	8.3	1.4	0.3	0.3	0.1	0.0	0.0	0.0	0.0	100

Standard Deviation:	6.6 MPH	85th Percentile:	30.1 MPH
Mean Speed:	23.6 MPH	15th Percentile:	16.5 MPH
Median Speed:	23.7 MPH	90th Percentile:	31.3 MPH
Modal Speed:	23.5 MPH	95th Percentile:	34.3 MPH

Daily Vehicle Volume Report

Study Date: Thursday, 05/17/2018  
Unit ID: 0110  
Location: SW 24th Avenue, South of SW 19th Street

	Southbound Volume	Northbound Volume	Total Volume
00:00 - 00:14	0	0	0
00:15 - 00:29	3	0	3
00:30 - 00:44	1	1	2
00:45 - 00:59	0	0	0
01:00 - 01:14	0	1	1
01:15 - 01:29	1	2	3
01:30 - 01:44	0	0	0
01:45 - 01:59	0	0	0
02:00 - 02:14	2	0	2
02:15 - 02:29	0	0	0
02:30 - 02:44	2	0	2
02:45 - 02:59	0	1	1
03:00 - 03:14	0	0	0
03:15 - 03:29	1	0	1
03:30 - 03:44	0	0	0
03:45 - 03:59	0	0	0
04:00 - 04:14	0	0	0
04:15 - 04:29	0	0	0
04:30 - 04:44	1	1	2
04:45 - 04:59	1	0	1
05:00 - 05:14	2	0	2
05:15 - 05:29	1	1	2
05:30 - 05:44	1	1	2
05:45 - 05:59	0	0	0
06:00 - 06:14	8	0	8
06:15 - 06:29	9	1	10
06:30 - 06:44	7	1	8
06:45 - 06:59	12	2	14
07:00 - 07:14	11	2	13
07:15 - 07:29	14	8	22
07:30 - 07:44	14	8	22
07:45 - 07:59	20	5	25
08:00 - 08:14	22	6	28
08:15 - 08:29	23	9	32
08:30 - 08:44	27	11	38
08:45 - 08:59	14	3	17
09:00 - 09:14	18	10	28
09:15 - 09:29	16	7	23

09:30 - 09:44	15	6	21
09:45 - 09:59	11	6	17
10:00 - 10:14	19	2	21
10:15 - 10:29	6	10	16
10:30 - 10:44	9	7	16
10:45 - 10:59	9	7	16
11:00 - 11:14	10	8	18
11:15 - 11:29	15	4	19
11:30 - 11:44	9	4	13
11:45 - 11:59	15	6	21
12:00 - 12:14	13	5	18
12:15 - 12:29	17	2	19
12:30 - 12:44	11	4	15
12:45 - 12:59	12	8	20
13:00 - 13:14	11	4	15
13:15 - 13:29	8	0	8
13:30 - 13:44	12	5	17
13:45 - 13:59	10	2	12
14:00 - 14:14	12	6	18
14:15 - 14:29	14	6	20
14:30 - 14:44	23	4	27
14:45 - 14:59	12	6	18
15:00 - 15:14	26	10	36
15:15 - 15:29	21	20	41
15:30 - 15:44	37	17	54
15:45 - 15:59	13	10	23
16:00 - 16:14	18	11	29
16:15 - 16:29	14	13	27
16:30 - 16:44	15	8	23
16:45 - 16:59	14	13	27
17:00 - 17:14	15	13	28
17:15 - 17:29	18	18	36
17:30 - 17:44	16	12	28
17:45 - 17:59	19	12	31
18:00 - 18:14	16	15	31
18:15 - 18:29	14	19	33
18:30 - 18:44	18	11	29
18:45 - 18:59	14	11	25
19:00 - 19:14	14	12	26
19:15 - 19:29	13	10	23
19:30 - 19:44	5	10	15
19:45 - 19:59	8	12	20
20:00 - 20:14	6	8	14
20:15 - 20:29	9	4	13

20:30 - 20:44	4	5	9
20:45 - 20:59	10	2	12
21:00 - 21:14	5	5	10
21:15 - 21:29	5	2	7
21:30 - 21:44	6	3	9
21:45 - 21:59	5	1	6
22:00 - 22:14	3	3	6
22:15 - 22:29	4	2	6
22:30 - 22:44	2	5	7
22:45 - 22:59	2	2	4
23:00 - 23:14	3	4	7
23:15 - 23:29	1	1	2
23:30 - 23:44	0	2	2
23:45 - 23:59	2	2	4
Totals	899	501	1400

AM Peak Time 07:49 - 08:48 08:16 - 09:15 07:40 - 08:39

AM Peak

Volume	96	34	128
--------	----	----	-----

PM Peak Time 14:41 - 15:40 17:22 - 18:21 14:52 - 15:51

PM Peak

Volume	101	64	156
--------	-----	----	-----







20:30 - 20:44	0	0	0	5	3	1	0	0	0	0	0	0	0	0	0	9
20:45 - 20:59	0	0	1	7	4	0	0	0	0	0	0	0	0	0	0	12
21:00 - 21:14	0	0	1	2	7	0	0	0	0	0	0	0	0	0	0	10
21:15 - 21:29	0	0	0	4	3	0	0	0	0	0	0	0	0	0	0	7
21:30 - 21:44	0	0	1	2	6	0	0	0	0	0	0	0	0	0	0	9
21:45 - 21:59	0	0	1	2	3	0	0	0	0	0	0	0	0	0	0	6
22:00 - 22:14	0	0	3	1	1	0	1	0	0	0	0	0	0	0	0	6
22:15 - 22:29	0	0	0	3	2	1	0	0	0	0	0	0	0	0	0	6
22:30 - 22:44	0	0	0	2	4	1	0	0	0	0	0	0	0	0	0	7
22:45 - 22:59	0	0	0	2	2	0	0	0	0	0	0	0	0	0	0	4
23:00 - 23:14	0	0	1	1	4	1	0	0	0	0	0	0	0	0	0	7
23:15 - 23:29	0	0	0	0	2	0	0	0	0	0	0	0	0	0	0	2
23:30 - 23:44	0	0	0	1	1	0	0	0	0	0	0	0	0	0	0	2
23:45 - 23:59	0	0	1	0	3	0	0	0	0	0	0	0	0	0	0	4
Totals	0	10	74	540	643	117	14	1	0	0	0	0	0	1	0	1400
Percent of Total	0.0	0.7	5.3	38.6	45.9	8.4	1.0	0.1	0.0	0.0	0.0	0.0	0.0	0.1	0.0	100
Percent of AM	0.0	1.2	3.5	39.2	46.3	8.6	1.0	0.2	0.0	0.0	0.0	0.0	0.0	0.0	0.0	100
Percent of PM	0.0	0.4	6.3	38.2	45.7	8.2	1.0	0.0	0.0	0.0	0.0	0.0	0.0	0.1	0.0	100

Standard Deviation:	4.4 MPH	85th Percentile:	25.4 MPH
Mean Speed:	21.5 MPH	15th Percentile:	17.2 MPH
Median Speed:	21.6 MPH	90th Percentile:	25.9 MPH
Modal Speed:	23.5 MPH	95th Percentile:	28.7 MPH

Daily Vehicle Volume Report

Study Date: Tuesday, 05/08/2018  
Unit ID: 0197  
Location: SW 9th Street, East of SW 24th Avenue

	Westbound Volume	Eastbound Volume	Total Volume	
00:00 - 00:14	2	0	0	2
00:15 - 00:29	1	1	1	2
00:30 - 00:44	1	1	1	2
00:45 - 00:59	0	0	0	0
01:00 - 01:14	0	0	0	0
01:15 - 01:29	3	0	0	3
01:30 - 01:44	0	1	1	1
01:45 - 01:59	0	0	0	0
02:00 - 02:14	2	0	0	2
02:15 - 02:29	1	0	0	1
02:30 - 02:44	0	0	0	0
02:45 - 02:59	0	0	0	0
03:00 - 03:14	0	0	0	0
03:15 - 03:29	3	0	0	3
03:30 - 03:44	0	0	0	0
03:45 - 03:59	0	0	0	0
04:00 - 04:14	1	0	0	1
04:15 - 04:29	1	0	0	1
04:30 - 04:44	0	1	1	1
04:45 - 04:59	0	0	0	0
05:00 - 05:14	2	0	0	2
05:15 - 05:29	0	1	1	1
05:30 - 05:44	0	4	4	4
05:45 - 05:59	2	0	0	2
06:00 - 06:14	1	6	6	7
06:15 - 06:29	3	1	1	4
06:30 - 06:44	6	5	5	11
06:45 - 06:59	4	9	9	13
07:00 - 07:14	20	7	7	27
07:15 - 07:29	21	14	14	35
07:30 - 07:44	12	9	9	21
07:45 - 07:59	15	13	13	28
08:00 - 08:14	19	10	10	29
08:15 - 08:29	21	9	9	30
08:30 - 08:44	15	12	12	27
08:45 - 08:59	5	9	9	14
09:00 - 09:14	16	3	3	19
09:15 - 09:29	10	4	4	14

09:30 - 09:44	6	7	13
09:45 - 09:59	15	3	18
10:00 - 10:14	9	5	14
10:15 - 10:29	12	3	15
10:30 - 10:44	16	6	22
10:45 - 10:59	8	0	8
11:00 - 11:14	14	9	23
11:15 - 11:29	9	3	12
11:30 - 11:44	8	2	10
11:45 - 11:59	3	7	10
12:00 - 12:14	12	2	14
12:15 - 12:29	13	7	20
12:30 - 12:44	11	5	16
12:45 - 12:59	14	3	17
13:00 - 13:14	13	9	22
13:15 - 13:29	8	9	17
13:30 - 13:44	12	8	20
13:45 - 13:59	14	5	19
14:00 - 14:14	6	5	11
14:15 - 14:29	8	10	18
14:30 - 14:44	16	15	31
14:45 - 14:59	14	11	25
15:00 - 15:14	15	9	24
15:15 - 15:29	26	10	36
15:30 - 15:44	21	13	34
15:45 - 15:59	15	14	29
16:00 - 16:14	19	8	27
16:15 - 16:29	24	6	30
16:30 - 16:44	18	9	27
16:45 - 16:59	14	5	19
17:00 - 17:14	16	3	19
17:15 - 17:29	15	7	22
17:30 - 17:44	10	4	14
17:45 - 17:59	21	6	27
18:00 - 18:14	15	6	21
18:15 - 18:29	19	6	25
18:30 - 18:44	16	10	26
18:45 - 18:59	11	7	18
19:00 - 19:14	13	2	15
19:15 - 19:29	17	4	21
19:30 - 19:44	6	4	10
19:45 - 19:59	7	8	15
20:00 - 20:14	9	4	13
20:15 - 20:29	9	5	14

20:30 - 20:44	9	3	12
20:45 - 20:59	7	6	13
21:00 - 21:14	5	6	11
21:15 - 21:29	5	7	12
21:30 - 21:44	8	4	12
21:45 - 21:59	6	1	7
22:00 - 22:14	6	5	11
22:15 - 22:29	4	1	5
22:30 - 22:44	7	2	9
22:45 - 22:59	0	2	2
23:00 - 23:14	3	2	5
23:15 - 23:29	5	0	5
23:30 - 23:44	0	1	1
23:45 - 23:59	0	1	1
Totals	829	445	1274

AM Peak Time 07:07 - 08:06 07:05 - 08:04 07:07 - 08:06

AM Peak

Volume	71	47	118
--------	----	----	-----

PM Peak Time 15:21 - 16:20 15:08 - 16:07 15:09 - 16:08

PM Peak

Volume	84	47	129
--------	----	----	-----





20:30 - 20:44	0	0	3	1	6	2	0	0	0	0	0	0	0	0	0	12
20:45 - 20:59	0	0	2	7	3	1	0	0	0	0	0	0	0	0	0	13
21:00 - 21:14	1	0	0	4	5	1	0	0	0	0	0	0	0	0	0	11
21:15 - 21:29	0	1	0	2	7	1	1	0	0	0	0	0	0	0	0	12
21:30 - 21:44	0	0	1	3	6	2	0	0	0	0	0	0	0	0	0	12
21:45 - 21:59	0	0	0	2	1	4	0	0	0	0	0	0	0	0	0	7
22:00 - 22:14	0	0	2	2	5	2	0	0	0	0	0	0	0	0	0	11
22:15 - 22:29	0	0	0	2	3	0	0	0	0	0	0	0	0	0	0	5
22:30 - 22:44	0	1	2	1	3	2	0	0	0	0	0	0	0	0	0	9
22:45 - 22:59	0	0	0	0	2	0	0	0	0	0	0	0	0	0	0	2
23:00 - 23:14	0	0	1	0	2	2	0	0	0	0	0	0	0	0	0	5
23:15 - 23:29	0	1	0	0	4	0	0	0	0	0	0	0	0	0	0	5
23:30 - 23:44	0	0	0	0	0	1	0	0	0	0	0	0	0	0	0	1
23:45 - 23:59	0	0	1	0	0	0	0	0	0	0	0	0	0	0	0	1
Totals	10	46	116	299	508	247	47	0	0	0	0	0	0	0	1	1274
Percent of Total	0.8	3.6	9.1	23.5	39.9	19.4	3.7	0.0	0.0	0.0	0.0	0.0	0.0	0.0	0.1	100
Percent of AM	1.1	3.8	7.1	23.5	39.2	21.0	4.4	0.0	0.0	0.0	0.0	0.0	0.0	0.0	0.0	100
Percent of PM	0.6	3.5	10.2	23.5	40.3	18.5	3.3	0.0	0.0	0.0	0.0	0.0	0.0	0.0	0.1	100

Standard Deviation:	6.2 MPH	85th Percentile:	28.1 MPH
Mean Speed:	22.1 MPH	15th Percentile:	16.3 MPH
Median Speed:	22.6 MPH	90th Percentile:	29.4 MPH
Modal Speed:	23.5 MPH	95th Percentile:	30.7 MPH



Daily Vehicle Volume Report

Study Date: Tuesday, 05/08/2018  
Unit ID: 0164  
Location: SW 10th Street, East of SW 24th Avenue

	Westbound Volume	Eastbound Volume	Total Volume	
00:00 - 00:14	0	0	0	0
00:15 - 00:29	1	0	0	1
00:30 - 00:44	3	1	1	4
00:45 - 00:59	3	2	2	5
01:00 - 01:14	0	1	1	1
01:15 - 01:29	0	0	0	0
01:30 - 01:44	0	2	2	2
01:45 - 01:59	0	0	0	0
02:00 - 02:14	0	0	0	0
02:15 - 02:29	1	0	0	1
02:30 - 02:44	1	1	1	2
02:45 - 02:59	0	1	1	1
03:00 - 03:14	0	0	0	0
03:15 - 03:29	1	0	0	1
03:30 - 03:44	2	1	1	3
03:45 - 03:59	0	0	0	0
04:00 - 04:14	1	1	1	2
04:15 - 04:29	1	1	1	2
04:30 - 04:44	1	0	0	1
04:45 - 04:59	1	2	2	3
05:00 - 05:14	1	0	0	1
05:15 - 05:29	1	0	0	1
05:30 - 05:44	1	2	2	3
05:45 - 05:59	3	3	3	6
06:00 - 06:14	5	4	4	9
06:15 - 06:29	6	9	9	15
06:30 - 06:44	9	13	13	22
06:45 - 06:59	14	5	5	19
07:00 - 07:14	8	16	16	24
07:15 - 07:29	18	22	22	40
07:30 - 07:44	11	25	25	36
07:45 - 07:59	11	18	18	29
08:00 - 08:14	13	26	26	39
08:15 - 08:29	15	26	26	41
08:30 - 08:44	15	8	8	23
08:45 - 08:59	15	10	10	25
09:00 - 09:14	5	11	11	16
09:15 - 09:29	7	11	11	18

09:30 - 09:44	7	13	20
09:45 - 09:59	4	10	14
10:00 - 10:14	9	8	17
10:15 - 10:29	7	8	15
10:30 - 10:44	7	6	13
10:45 - 10:59	11	3	14
11:00 - 11:14	5	10	15
11:15 - 11:29	5	8	13
11:30 - 11:44	4	9	13
11:45 - 11:59	7	7	14
12:00 - 12:14	12	13	25
12:15 - 12:29	6	5	11
12:30 - 12:44	13	12	25
12:45 - 12:59	7	10	17
13:00 - 13:14	9	6	15
13:15 - 13:29	5	10	15
13:30 - 13:44	8	9	17
13:45 - 13:59	7	13	20
14:00 - 14:14	6	13	19
14:15 - 14:29	11	4	15
14:30 - 14:44	14	25	39
14:45 - 14:59	5	10	15
15:00 - 15:14	16	16	32
15:15 - 15:29	15	11	26
15:30 - 15:44	22	31	53
15:45 - 15:59	17	11	28
16:00 - 16:14	12	16	28
16:15 - 16:29	32	14	46
16:30 - 16:44	25	13	38
16:45 - 16:59	17	14	31
17:00 - 17:14	15	13	28
17:15 - 17:29	21	21	42
17:30 - 17:44	23	11	34
17:45 - 17:59	18	14	32
18:00 - 18:14	11	22	33
18:15 - 18:29	16	12	28
18:30 - 18:44	14	14	28
18:45 - 18:59	11	9	20
19:00 - 19:14	14	8	22
19:15 - 19:29	9	6	15
19:30 - 19:44	10	9	19
19:45 - 19:59	9	3	12
20:00 - 20:14	7	4	11
20:15 - 20:29	7	9	16

20:30 - 20:44	1	6	7
20:45 - 20:59	4	4	8
21:00 - 21:14	7	4	11
21:15 - 21:29	4	5	9
21:30 - 21:44	6	6	12
21:45 - 21:59	5	4	9
22:00 - 22:14	5	4	9
22:15 - 22:29	7	4	11
22:30 - 22:44	4	0	4
22:45 - 22:59	3	2	5
23:00 - 23:14	5	2	7
23:15 - 23:29	1	3	4
23:30 - 23:44	1	0	1
23:45 - 23:59	3	0	3
Totals	740	759	1499

AM Peak Time 07:48 - 08:47 07:29 - 08:28 07:29 - 08:28

AM Peak

Volume	63	99	150
--------	----	----	-----

PM Peak Time 16:18 - 17:17 14:42 - 15:41 15:30 - 16:29

PM Peak

Volume	92	72	155
--------	----	----	-----





20:30 - 20:44	0	0	0	3	3	0	1	0	0	0	0	0	0	0	0	7
20:45 - 20:59	0	0	0	1	5	1	1	0	0	0	0	0	0	0	0	8
21:00 - 21:14	0	0	0	2	6	2	1	0	0	0	0	0	0	0	0	11
21:15 - 21:29	0	0	0	2	4	3	0	0	0	0	0	0	0	0	0	9
21:30 - 21:44	0	0	1	0	5	6	0	0	0	0	0	0	0	0	0	12
21:45 - 21:59	0	0	0	1	3	2	3	0	0	0	0	0	0	0	0	9
22:00 - 22:14	0	0	1	5	1	2	0	0	0	0	0	0	0	0	0	9
22:15 - 22:29	0	0	0	2	7	2	0	0	0	0	0	0	0	0	0	11
22:30 - 22:44	0	0	0	3	1	0	0	0	0	0	0	0	0	0	0	4
22:45 - 22:59	0	2	0	1	1	1	0	0	0	0	0	0	0	0	0	5
23:00 - 23:14	0	0	0	4	3	0	0	0	0	0	0	0	0	0	0	7
23:15 - 23:29	0	0	0	1	1	2	0	0	0	0	0	0	0	0	0	4
23:30 - 23:44	0	0	0	0	0	1	0	0	0	0	0	0	0	0	0	1
23:45 - 23:59	0	0	0	0	2	1	0	0	0	0	0	0	0	0	0	3
Totals	6	22	67	265	618	408	96	14	2	0	0	1	0	0	0	1499
Percent of Total	0.4	1.5	4.5	17.7	41.2	27.2	6.4	0.9	0.1	0.0	0.0	0.1	0.0	0.0	0.0	100
Percent of AM	0.4	1.5	4.2	18.6	41.2	26.7	5.9	1.3	0.2	0.0	0.0	0.2	0.0	0.0	0.0	100
Percent of PM	0.4	1.5	4.6	17.2	41.3	27.5	6.7	0.7	0.1	0.0	0.0	0.0	0.0	0.0	0.0	100

Standard Deviation:	5.7 MPH	85th Percentile:	29.6 MPH
Mean Speed:	24.1 MPH	15th Percentile:	18.4 MPH
Median Speed:	24.1 MPH	90th Percentile:	30.5 MPH
Modal Speed:	23.5 MPH	95th Percentile:	33.0 MPH

Daily Vehicle Volume Report

Study Date: Wednesday, 05/09/2018  
Unit ID: 0206  
Location: SW 11th Street, East of SW 24th Avenue

	Westbound Volume	Eastbound Volume	Total Volume	
00:00 - 00:14	0	0	0	0
00:15 - 00:29	0	0	0	0
00:30 - 00:44	0	0	0	0
00:45 - 00:59	1	0	0	1
01:00 - 01:14	0	0	0	0
01:15 - 01:29	0	0	0	0
01:30 - 01:44	0	0	0	0
01:45 - 01:59	0	0	0	0
02:00 - 02:14	0	0	0	0
02:15 - 02:29	0	0	0	0
02:30 - 02:44	0	0	0	0
02:45 - 02:59	1	0	0	1
03:00 - 03:14	0	1	1	1
03:15 - 03:29	0	0	0	0
03:30 - 03:44	1	0	0	1
03:45 - 03:59	0	0	0	0
04:00 - 04:14	1	0	0	1
04:15 - 04:29	0	0	0	0
04:30 - 04:44	0	0	0	0
04:45 - 04:59	2	1	1	3
05:00 - 05:14	0	0	0	0
05:15 - 05:29	1	2	2	3
05:30 - 05:44	0	0	0	0
05:45 - 05:59	2	1	1	3
06:00 - 06:14	0	3	3	3
06:15 - 06:29	1	1	1	2
06:30 - 06:44	2	2	2	4
06:45 - 06:59	2	2	2	4
07:00 - 07:14	3	3	3	6
07:15 - 07:29	3	5	5	8
07:30 - 07:44	4	4	4	8
07:45 - 07:59	4	5	5	9
08:00 - 08:14	4	5	5	9
08:15 - 08:29	4	1	1	5
08:30 - 08:44	5	6	6	11
08:45 - 08:59	2	4	4	6
09:00 - 09:14	3	8	8	11
09:15 - 09:29	4	6	6	10

09:30 - 09:44	3	3	6
09:45 - 09:59	3	3	6
10:00 - 10:14	1	2	3
10:15 - 10:29	3	1	4
10:30 - 10:44	7	6	13
10:45 - 10:59	8	0	8
11:00 - 11:14	1	1	2
11:15 - 11:29	3	3	6
11:30 - 11:44	4	2	6
11:45 - 11:59	2	3	5
12:00 - 12:14	2	0	2
12:15 - 12:29	0	1	1
12:30 - 12:44	2	2	4
12:45 - 12:59	1	3	4
13:00 - 13:14	0	1	1
13:15 - 13:29	4	4	8
13:30 - 13:44	0	4	4
13:45 - 13:59	8	5	13
14:00 - 14:14	6	4	10
14:15 - 14:29	6	5	11
14:30 - 14:44	4	7	11
14:45 - 14:59	3	7	10
15:00 - 15:14	4	4	8
15:15 - 15:29	4	5	9
15:30 - 15:44	3	6	9
15:45 - 15:59	2	8	10
16:00 - 16:14	11	9	20
16:15 - 16:29	5	4	9
16:30 - 16:44	3	2	5
16:45 - 16:59	4	8	12
17:00 - 17:14	8	3	11
17:15 - 17:29	5	6	11
17:30 - 17:44	7	5	12
17:45 - 17:59	3	5	8
18:00 - 18:14	4	4	8
18:15 - 18:29	8	3	11
18:30 - 18:44	7	4	11
18:45 - 18:59	2	2	4
19:00 - 19:14	2	3	5
19:15 - 19:29	6	5	11
19:30 - 19:44	3	3	6
19:45 - 19:59	4	3	7
20:00 - 20:14	1	6	7
20:15 - 20:29	1	5	6



20:30 - 20:44	2	2	4
20:45 - 20:59	2	1	3
21:00 - 21:14	2	0	2
21:15 - 21:29	2	1	3
21:30 - 21:44	1	1	2
21:45 - 21:59	5	3	8
22:00 - 22:14	0	0	0
22:15 - 22:29	1	2	3
22:30 - 22:44	1	1	2
22:45 - 22:59	0	0	0
23:00 - 23:14	2	3	5
23:15 - 23:29	1	2	3
23:30 - 23:44	1	2	3
23:45 - 23:59	0	0	0
Totals	238	248	486

AM Peak Time 10:34 - 11:33 08:33 - 09:32 08:28 - 09:27

AM Peak

Volume	21	25	39
--------	----	----	----

PM Peak Time 13:46 - 14:45 15:15 - 16:14 15:16 - 16:15

PM Peak

Volume	25	28	49
--------	----	----	----





20:30 - 20:44	1	0	0	1	2	0	0	0	0	0	0	0	0	0	0	4
20:45 - 20:59	0	0	2	0	0	0	1	0	0	0	0	0	0	0	0	3
21:00 - 21:14	0	0	1	1	0	0	0	0	0	0	0	0	0	0	0	2
21:15 - 21:29	0	0	1	1	0	1	0	0	0	0	0	0	0	0	0	3
21:30 - 21:44	0	1	0	0	1	0	0	0	0	0	0	0	0	0	0	2
21:45 - 21:59	0	0	0	2	6	0	0	0	0	0	0	0	0	0	0	8
22:00 - 22:14	0	0	0	0	0	0	0	0	0	0	0	0	0	0	0	0
22:15 - 22:29	0	0	0	0	2	1	0	0	0	0	0	0	0	0	0	3
22:30 - 22:44	0	0	0	0	1	1	0	0	0	0	0	0	0	0	0	2
22:45 - 22:59	0	0	0	0	0	0	0	0	0	0	0	0	0	0	0	0
23:00 - 23:14	0	1	0	0	0	1	0	3	0	0	0	0	0	0	0	5
23:15 - 23:29	0	0	2	0	1	0	0	0	0	0	0	0	0	0	0	3
23:30 - 23:44	0	0	0	0	2	1	0	0	0	0	0	0	0	0	0	3
23:45 - 23:59	0	0	0	0	0	0	0	0	0	0	0	0	0	0	0	0
Totals	9	22	43	88	173	112	33	6	0	0	0	0	0	0	0	486
Percent of Total	1.9	4.5	8.8	18.1	35.6	23.0	6.8	1.2	0.0	0.0	0.0	0.0	0.0	0.0	0.0	100
Percent of AM	1.2	5.3	7.1	19.5	36.7	23.7	5.3	1.2	0.0	0.0	0.0	0.0	0.0	0.0	0.0	100
Percent of PM	2.2	4.1	9.8	17.4	35.0	22.7	7.6	1.3	0.0	0.0	0.0	0.0	0.0	0.0	0.0	100

Standard Deviation:	6.9 MPH	85th Percentile:	29.5 MPH
Mean Speed:	22.7 MPH	15th Percentile:	15.8 MPH
Median Speed:	23.3 MPH	90th Percentile:	30.5 MPH
Modal Speed:	23.5 MPH	95th Percentile:	33.2 MPH

Daily Vehicle Volume Report

Study Date: Wednesday, 05/09/2018  
Unit ID: 0213  
Location: SW 11th Terrace, East of SW 24th Avenue

	Westbound Volume	Eastbound Volume	Total Volume	
00:00 - 00:14	1	0	0	1
00:15 - 00:29	1	1	1	2
00:30 - 00:44	0	1	1	1
00:45 - 00:59	0	0	0	0
01:00 - 01:14	0	0	0	0
01:15 - 01:29	0	1	1	1
01:30 - 01:44	0	0	0	0
01:45 - 01:59	0	0	0	0
02:00 - 02:14	0	0	0	0
02:15 - 02:29	0	0	0	0
02:30 - 02:44	0	0	0	0
02:45 - 02:59	1	1	1	2
03:00 - 03:14	0	1	1	1
03:15 - 03:29	0	0	0	0
03:30 - 03:44	0	0	0	0
03:45 - 03:59	2	0	0	2
04:00 - 04:14	0	0	0	0
04:15 - 04:29	0	0	0	0
04:30 - 04:44	0	0	0	0
04:45 - 04:59	0	0	0	0
05:00 - 05:14	0	0	0	0
05:15 - 05:29	0	0	0	0
05:30 - 05:44	1	1	1	2
05:45 - 05:59	3	2	2	5
06:00 - 06:14	2	1	1	3
06:15 - 06:29	2	1	1	3
06:30 - 06:44	2	0	0	2
06:45 - 06:59	3	1	1	4
07:00 - 07:14	4	1	1	5
07:15 - 07:29	8	6	6	14
07:30 - 07:44	5	5	5	10
07:45 - 07:59	5	5	5	10
08:00 - 08:14	9	8	8	17
08:15 - 08:29	4	10	10	14
08:30 - 08:44	12	7	7	19
08:45 - 08:59	2	4	4	6
09:00 - 09:14	4	0	0	4
09:15 - 09:29	7	6	6	13

09:30 - 09:44	4	2	6
09:45 - 09:59	3	4	7
10:00 - 10:14	4	2	6
10:15 - 10:29	7	5	12
10:30 - 10:44	6	8	14
10:45 - 10:59	9	2	11
11:00 - 11:14	4	4	8
11:15 - 11:29	1	2	3
11:30 - 11:44	3	3	6
11:45 - 11:59	1	4	5
12:00 - 12:14	1	3	4
12:15 - 12:29	5	3	8
12:30 - 12:44	3	4	7
12:45 - 12:59	3	1	4
13:00 - 13:14	5	2	7
13:15 - 13:29	2	3	5
13:30 - 13:44	5	5	10
13:45 - 13:59	6	3	9
14:00 - 14:14	3	0	3
14:15 - 14:29	5	6	11
14:30 - 14:44	5	5	10
14:45 - 14:59	8	12	20
15:00 - 15:14	2	5	7
15:15 - 15:29	7	3	10
15:30 - 15:44	9	2	11
15:45 - 15:59	7	5	12
16:00 - 16:14	8	5	13
16:15 - 16:29	4	7	11
16:30 - 16:44	5	6	11
16:45 - 16:59	12	3	15
17:00 - 17:14	5	6	11
17:15 - 17:29	3	7	10
17:30 - 17:44	6	11	17
17:45 - 17:59	10	8	18
18:00 - 18:14	9	5	14
18:15 - 18:29	10	3	13
18:30 - 18:44	6	9	15
18:45 - 18:59	7	8	15
19:00 - 19:14	3	2	5
19:15 - 19:29	8	4	12
19:30 - 19:44	4	4	8
19:45 - 19:59	2	1	3
20:00 - 20:14	2	4	6
20:15 - 20:29	6	2	8

20:30 - 20:44	1	3	4
20:45 - 20:59	2	2	4
21:00 - 21:14	1	2	3
21:15 - 21:29	1	1	2
21:30 - 21:44	0	4	4
21:45 - 21:59	3	1	4
22:00 - 22:14	2	0	2
22:15 - 22:29	1	3	4
22:30 - 22:44	2	2	4
22:45 - 22:59	0	2	2
23:00 - 23:14	1	0	1
23:15 - 23:29	2	1	3
23:30 - 23:44	0	1	1
23:45 - 23:59	1	1	2
Totals	323	279	602

AM Peak Time 07:45 - 08:44 07:36 - 08:35 07:47 - 08:46

AM Peak

Volume	30	32	61
--------	----	----	----

PM Peak Time 17:32 - 18:31 16:58 - 17:57 17:37 - 18:36

PM Peak

Volume	37	32	65
--------	----	----	----







20:30 - 20:44	0	0	0	0	2	1	1	0	0	0	0	0	0	0	0	4
20:45 - 20:59	0	0	1	0	2	1	0	0	0	0	0	0	0	0	0	4
21:00 - 21:14	0	0	0	1	2	0	0	0	0	0	0	0	0	0	0	3
21:15 - 21:29	0	0	0	1	0	1	0	0	0	0	0	0	0	0	0	2
21:30 - 21:44	0	0	1	0	3	0	0	0	0	0	0	0	0	0	0	4
21:45 - 21:59	0	0	1	0	1	1	1	0	0	0	0	0	0	0	0	4
22:00 - 22:14	0	0	0	2	0	0	0	0	0	0	0	0	0	0	0	2
22:15 - 22:29	0	0	0	1	3	0	0	0	0	0	0	0	0	0	0	4
22:30 - 22:44	0	0	0	1	2	1	0	0	0	0	0	0	0	0	0	4
22:45 - 22:59	0	0	0	1	0	1	0	0	0	0	0	0	0	0	0	2
23:00 - 23:14	0	0	0	0	1	0	0	0	0	0	0	0	0	0	0	1
23:15 - 23:29	0	0	0	1	1	1	0	0	0	0	0	0	0	0	0	3
23:30 - 23:44	0	0	0	0	1	0	0	0	0	0	0	0	0	0	0	1
23:45 - 23:59	0	0	0	1	0	1	0	0	0	0	0	0	0	0	0	2
Totals	0	13	29	89	214	201	46	9	1	0	0	0	0	0	0	602
Percent of Total	0.0	2.2	4.8	14.8	35.5	33.4	7.6	1.5	0.2	0.0	0.0	0.0	0.0	0.0	0.0	100
Percent of AM	0.0	1.4	4.1	16.4	32.4	34.2	9.1	2.3	0.0	0.0	0.0	0.0	0.0	0.0	0.0	100
Percent of PM	0.0	2.6	5.2	13.8	37.3	32.9	6.8	1.0	0.3	0.0	0.0	0.0	0.0	0.0	0.0	100

Standard Deviation:	5.8 MPH	85th Percentile:	30.1 MPH
Mean Speed:	24.6 MPH	15th Percentile:	18.7 MPH
Median Speed:	25.0 MPH	90th Percentile:	30.9 MPH
Modal Speed:	23.5 MPH	95th Percentile:	33.8 MPH

Daily Vehicle Volume Report

Study Date: Wednesday, 05/09/2018  
Unit ID: 0209  
Location: SW 12th Street, East of SW 24th Avenue

	Westbound Volume	Eastbound Volume	Total Volume	
00:00 - 00:14	0	0	0	0
00:15 - 00:29	0	0	0	0
00:30 - 00:44	1	1	2	2
00:45 - 00:59	1	0	1	1
01:00 - 01:14	1	1	2	2
01:15 - 01:29	0	0	0	0
01:30 - 01:44	0	0	0	0
01:45 - 01:59	0	0	0	0
02:00 - 02:14	1	0	1	1
02:15 - 02:29	0	0	0	0
02:30 - 02:44	0	0	0	0
02:45 - 02:59	1	0	1	1
03:00 - 03:14	0	0	0	0
03:15 - 03:29	0	0	0	0
03:30 - 03:44	0	0	0	0
03:45 - 03:59	1	0	1	1
04:00 - 04:14	1	0	1	1
04:15 - 04:29	0	0	0	0
04:30 - 04:44	0	0	0	0
04:45 - 04:59	0	1	1	1
05:00 - 05:14	0	0	0	0
05:15 - 05:29	0	0	0	0
05:30 - 05:44	2	1	3	3
05:45 - 05:59	0	0	0	0
06:00 - 06:14	0	2	2	2
06:15 - 06:29	4	1	5	5
06:30 - 06:44	3	1	4	4
06:45 - 06:59	5	1	6	6
07:00 - 07:14	7	1	8	8
07:15 - 07:29	6	0	6	6
07:30 - 07:44	5	8	13	13
07:45 - 07:59	8	2	10	10
08:00 - 08:14	8	5	13	13
08:15 - 08:29	10	8	18	18
08:30 - 08:44	9	5	14	14
08:45 - 08:59	5	7	12	12
09:00 - 09:14	7	7	14	14
09:15 - 09:29	6	2	8	8

09:30 - 09:44	7	0	7
09:45 - 09:59	5	2	7
10:00 - 10:14	6	5	11
10:15 - 10:29	5	2	7
10:30 - 10:44	5	1	6
10:45 - 10:59	5	5	10
11:00 - 11:14	2	3	5
11:15 - 11:29	2	1	3
11:30 - 11:44	9	2	11
11:45 - 11:59	7	4	11
12:00 - 12:14	3	1	4
12:15 - 12:29	5	3	8
12:30 - 12:44	4	8	12
12:45 - 12:59	6	2	8
13:00 - 13:14	13	2	15
13:15 - 13:29	4	5	9
13:30 - 13:44	6	2	8
13:45 - 13:59	7	5	12
14:00 - 14:14	9	2	11
14:15 - 14:29	5	2	7
14:30 - 14:44	7	3	10
14:45 - 14:59	10	5	15
15:00 - 15:14	7	2	9
15:15 - 15:29	16	3	19
15:30 - 15:44	10	6	16
15:45 - 15:59	10	4	14
16:00 - 16:14	9	0	9
16:15 - 16:29	9	5	14
16:30 - 16:44	12	2	14
16:45 - 16:59	9	3	12
17:00 - 17:14	9	2	11
17:15 - 17:29	17	6	23
17:30 - 17:44	9	6	15
17:45 - 17:59	13	4	17
18:00 - 18:14	17	8	25
18:15 - 18:29	19	5	24
18:30 - 18:44	18	13	31
18:45 - 18:59	7	1	8
19:00 - 19:14	8	6	14
19:15 - 19:29	8	2	10
19:30 - 19:44	8	4	12
19:45 - 19:59	13	2	15
20:00 - 20:14	4	2	6
20:15 - 20:29	5	2	7

20:30 - 20:44	9	3	12
20:45 - 20:59	3	4	7
21:00 - 21:14	6	4	10
21:15 - 21:29	4	2	6
21:30 - 21:44	1	0	1
21:45 - 21:59	2	1	3
22:00 - 22:14	8	0	8
22:15 - 22:29	0	1	1
22:30 - 22:44	3	1	4
22:45 - 22:59	2	3	5
23:00 - 23:14	2	1	3
23:15 - 23:29	1	1	2
23:30 - 23:44	1	2	3
23:45 - 23:59	3	1	4
Totals	506	231	737

AM Peak Time 07:35 - 08:34 08:13 - 09:12 07:52 - 08:51

AM Peak

Volume	37	28	60
--------	----	----	----

PM Peak Time 17:50 - 18:49 17:42 - 18:41 17:45 - 18:44

PM Peak

Volume	68	32	97
--------	----	----	----





20:30 - 20:44	0	1	0	3	5	2	1	0	0	0	0	0	0	0	0	12
20:45 - 20:59	0	0	0	1	3	1	1	1	0	0	0	0	0	0	0	7
21:00 - 21:14	0	0	2	1	3	4	0	0	0	0	0	0	0	0	0	10
21:15 - 21:29	0	0	1	2	3	0	0	0	0	0	0	0	0	0	0	6
21:30 - 21:44	0	0	0	1	0	0	0	0	0	0	0	0	0	0	0	1
21:45 - 21:59	0	0	2	1	0	0	0	0	0	0	0	0	0	0	0	3
22:00 - 22:14	0	0	1	1	3	1	2	0	0	0	0	0	0	0	0	8
22:15 - 22:29	0	0	0	1	0	0	0	0	0	0	0	0	0	0	0	1
22:30 - 22:44	0	0	0	1	3	0	0	0	0	0	0	0	0	0	0	4
22:45 - 22:59	0	0	0	0	5	0	0	0	0	0	0	0	0	0	0	5
23:00 - 23:14	0	1	0	1	0	1	0	0	0	0	0	0	0	0	0	3
23:15 - 23:29	0	0	0	0	2	0	0	0	0	0	0	0	0	0	0	2
23:30 - 23:44	0	0	1	0	0	2	0	0	0	0	0	0	0	0	0	3
23:45 - 23:59	0	0	0	1	1	1	1	0	0	0	0	0	0	0	0	4
Totals	6	12	33	135	293	183	66	7	2	0	0	0	0	0	0	737
Percent of Total	0.8	1.6	4.5	18.3	39.8	24.8	9.0	0.9	0.3	0.0	0.0	0.0	0.0	0.0	0.0	100
Percent of AM	0.4	1.8	4.0	17.4	40.2	25.9	8.9	1.3	0.0	0.0	0.0	0.0	0.0	0.0	0.0	100
Percent of PM	1.0	1.6	4.7	18.7	39.6	24.4	9.0	0.8	0.4	0.0	0.0	0.0	0.0	0.0	0.0	100

Standard Deviation:	6.0 MPH	85th Percentile:	30.0 MPH
Mean Speed:	24.1 MPH	15th Percentile:	18.2 MPH
Median Speed:	24.1 MPH	90th Percentile:	31.1 MPH
Modal Speed:	23.5 MPH	95th Percentile:	33.9 MPH



Daily Vehicle Volume Report

Study Date: Thursday, 05/10/2018  
Unit ID: 0171  
Location: SW 13th Street, East of SW 24th Avenue

	Westbound Volume	Eastbound Volume	Total Volume	
00:00 - 00:14	1	0	0	1
00:15 - 00:29	0	0	0	0
00:30 - 00:44	1	0	0	1
00:45 - 00:59	0	0	0	0
01:00 - 01:14	0	0	0	0
01:15 - 01:29	1	0	0	1
01:30 - 01:44	0	0	0	0
01:45 - 01:59	0	1	1	1
02:00 - 02:14	0	0	0	0
02:15 - 02:29	0	0	0	0
02:30 - 02:44	0	1	1	1
02:45 - 02:59	1	0	0	1
03:00 - 03:14	0	0	0	0
03:15 - 03:29	1	0	0	1
03:30 - 03:44	0	0	0	0
03:45 - 03:59	0	0	0	0
04:00 - 04:14	0	0	0	0
04:15 - 04:29	0	0	0	0
04:30 - 04:44	0	0	0	0
04:45 - 04:59	0	0	0	0
05:00 - 05:14	1	1	1	2
05:15 - 05:29	2	0	0	2
05:30 - 05:44	0	0	0	0
05:45 - 05:59	3	2	2	5
06:00 - 06:14	1	1	1	2
06:15 - 06:29	2	3	3	5
06:30 - 06:44	2	1	1	3
06:45 - 06:59	4	1	1	5
07:00 - 07:14	6	2	2	8
07:15 - 07:29	5	7	7	12
07:30 - 07:44	6	3	3	9
07:45 - 07:59	5	13	13	18
08:00 - 08:14	12	3	3	15
08:15 - 08:29	9	2	2	11
08:30 - 08:44	7	2	2	9
08:45 - 08:59	13	8	8	21
09:00 - 09:14	4	3	3	7
09:15 - 09:29	2	2	2	4

09:30 - 09:44	4	1	5
09:45 - 09:59	4	7	11
10:00 - 10:14	6	2	8
10:15 - 10:29	9	4	13
10:30 - 10:44	4	1	5
10:45 - 10:59	4	4	8
11:00 - 11:14	4	1	5
11:15 - 11:29	4	1	5
11:30 - 11:44	3	2	5
11:45 - 11:59	5	1	6
12:00 - 12:14	1	4	5
12:15 - 12:29	4	3	7
12:30 - 12:44	4	4	8
12:45 - 12:59	4	1	5
13:00 - 13:14	3	4	7
13:15 - 13:29	5	4	9
13:30 - 13:44	5	3	8
13:45 - 13:59	7	4	11
14:00 - 14:14	9	1	10
14:15 - 14:29	1	3	4
14:30 - 14:44	5	5	10
14:45 - 14:59	9	2	11
15:00 - 15:14	7	7	14
15:15 - 15:29	19	3	22
15:30 - 15:44	3	5	8
15:45 - 15:59	5	4	9
16:00 - 16:14	6	0	6
16:15 - 16:29	10	2	12
16:30 - 16:44	13	5	18
16:45 - 16:59	9	3	12
17:00 - 17:14	12	2	14
17:15 - 17:29	10	7	17
17:30 - 17:44	9	2	11
17:45 - 17:59	11	4	15
18:00 - 18:14	19	2	21
18:15 - 18:29	12	3	15
18:30 - 18:44	9	3	12
18:45 - 18:59	12	5	17
19:00 - 19:14	12	7	19
19:15 - 19:29	10	5	15
19:30 - 19:44	7	6	13
19:45 - 19:59	5	4	9
20:00 - 20:14	8	0	8
20:15 - 20:29	3	3	6

20:30 - 20:44	7	1	8
20:45 - 20:59	3	1	4
21:00 - 21:14	4	4	8
21:15 - 21:29	3	3	6
21:30 - 21:44	4	0	4
21:45 - 21:59	5	1	6
22:00 - 22:14	2	0	2
22:15 - 22:29	1	1	2
22:30 - 22:44	1	2	3
22:45 - 22:59	4	1	5
23:00 - 23:14	1	0	1
23:15 - 23:29	2	0	2
23:30 - 23:44	1	0	1
23:45 - 23:59	1	0	1
Totals	443	214	657

AM Peak Time 07:56 - 08:55 07:18 - 08:17 07:21 - 08:20

AM Peak

Volume	42	28	60
--------	----	----	----

PM Peak Time 17:35 - 18:34 18:46 - 19:45 18:09 - 19:08

PM Peak

Volume	55	24	70
--------	----	----	----





20:30 - 20:44	0	1	0	1	4	2	0	0	0	0	0	0	0	0	0	8
20:45 - 20:59	0	0	0	2	2	0	0	0	0	0	0	0	0	0	0	4
21:00 - 21:14	0	1	1	1	3	2	0	0	0	0	0	0	0	0	0	8
21:15 - 21:29	1	0	2	2	1	0	0	0	0	0	0	0	0	0	0	6
21:30 - 21:44	0	0	0	1	2	1	0	0	0	0	0	0	0	0	0	4
21:45 - 21:59	0	1	0	2	2	1	0	0	0	0	0	0	0	0	0	6
22:00 - 22:14	0	0	0	1	1	0	0	0	0	0	0	0	0	0	0	2
22:15 - 22:29	0	0	0	2	0	0	0	0	0	0	0	0	0	0	0	2
22:30 - 22:44	0	0	0	3	0	0	0	0	0	0	0	0	0	0	0	3
22:45 - 22:59	0	0	3	1	1	0	0	0	0	0	0	0	0	0	0	5
23:00 - 23:14	0	0	0	0	1	0	0	0	0	0	0	0	0	0	0	1
23:15 - 23:29	0	0	0	1	0	1	0	0	0	0	0	0	0	0	0	2
23:30 - 23:44	0	0	0	0	1	0	0	0	0	0	0	0	0	0	0	1
23:45 - 23:59	0	0	0	0	1	0	0	0	0	0	0	0	0	0	0	1
Totals	9	29	67	171	278	89	12	2	0	0	0	0	0	0	0	657
Percent of Total	1.4	4.4	10.2	26.0	42.3	13.5	1.8	0.3	0.0	0.0	0.0	0.0	0.0	0.0	0.0	100
Percent of AM	1.4	3.7	11.6	29.2	40.7	10.6	2.3	0.5	0.0	0.0	0.0	0.0	0.0	0.0	0.0	100
Percent of PM	1.4	4.8	9.5	24.5	43.1	15.0	1.6	0.2	0.0	0.0	0.0	0.0	0.0	0.0	0.0	100

Standard Deviation:	5.9 MPH	85th Percentile:	26.2 MPH
Mean Speed:	21.1 MPH	15th Percentile:	15.5 MPH
Median Speed:	21.9 MPH	90th Percentile:	28.1 MPH
Modal Speed:	23.5 MPH	95th Percentile:	29.9 MPH

Daily Vehicle Volume Report

Study Date: Thursday, 05/10/2018  
Unit ID: 0152  
Location: SW 14th Street, East of SW 24th Avenue

	Westbound Volume	Eastbound Volume	Total Volume	
00:00 - 00:14	0	1	1	1
00:15 - 00:29	1	1	2	2
00:30 - 00:44	1	1	2	2
00:45 - 00:59	0	0	0	0
01:00 - 01:14	1	0	1	1
01:15 - 01:29	1	1	2	2
01:30 - 01:44	0	0	0	0
01:45 - 01:59	0	1	1	1
02:00 - 02:14	0	0	0	0
02:15 - 02:29	0	0	0	0
02:30 - 02:44	0	0	0	0
02:45 - 02:59	0	0	0	0
03:00 - 03:14	0	0	0	0
03:15 - 03:29	1	0	1	1
03:30 - 03:44	0	1	1	1
03:45 - 03:59	0	0	0	0
04:00 - 04:14	0	0	0	0
04:15 - 04:29	0	0	0	0
04:30 - 04:44	0	0	0	0
04:45 - 04:59	0	0	0	0
05:00 - 05:14	1	0	1	1
05:15 - 05:29	1	1	2	2
05:30 - 05:44	0	0	0	0
05:45 - 05:59	2	2	4	4
06:00 - 06:14	0	2	2	2
06:15 - 06:29	2	4	6	6
06:30 - 06:44	3	1	4	4
06:45 - 06:59	4	5	9	9
07:00 - 07:14	1	7	8	8
07:15 - 07:29	0	13	13	13
07:30 - 07:44	3	13	16	16
07:45 - 07:59	3	18	21	21
08:00 - 08:14	1	13	14	14
08:15 - 08:29	1	20	21	21
08:30 - 08:44	0	12	12	12
08:45 - 08:59	1	8	9	9
09:00 - 09:14	5	3	8	8
09:15 - 09:29	5	2	7	7

09:30 - 09:44	4	11	15
09:45 - 09:59	1	8	9
10:00 - 10:14	0	6	6
10:15 - 10:29	1	3	4
10:30 - 10:44	3	6	9
10:45 - 10:59	4	7	11
11:00 - 11:14	1	2	3
11:15 - 11:29	2	4	6
11:30 - 11:44	2	8	10
11:45 - 11:59	4	5	9
12:00 - 12:14	3	5	8
12:15 - 12:29	4	7	11
12:30 - 12:44	1	6	7
12:45 - 12:59	2	11	13
13:00 - 13:14	0	9	9
13:15 - 13:29	1	5	6
13:30 - 13:44	1	5	6
13:45 - 13:59	0	6	6
14:00 - 14:14	3	5	8
14:15 - 14:29	1	6	7
14:30 - 14:44	2	13	15
14:45 - 14:59	0	10	10
15:00 - 15:14	3	6	9
15:15 - 15:29	1	17	18
15:30 - 15:44	1	12	13
15:45 - 15:59	5	9	14
16:00 - 16:14	2	5	7
16:15 - 16:29	3	10	13
16:30 - 16:44	2	8	10
16:45 - 16:59	4	10	14
17:00 - 17:14	0	8	8
17:15 - 17:29	2	18	20
17:30 - 17:44	2	16	18
17:45 - 17:59	2	12	14
18:00 - 18:14	2	6	8
18:15 - 18:29	2	10	12
18:30 - 18:44	5	8	13
18:45 - 18:59	1	8	9
19:00 - 19:14	1	11	12
19:15 - 19:29	3	6	9
19:30 - 19:44	9	6	15
19:45 - 19:59	1	5	6
20:00 - 20:14	2	7	9
20:15 - 20:29	4	6	10



20:30 - 20:44	1	8	9
20:45 - 20:59	2	2	4
21:00 - 21:14	3	4	7
21:15 - 21:29	1	8	9
21:30 - 21:44	1	6	7
21:45 - 21:59	1	1	2
22:00 - 22:14	1	1	2
22:15 - 22:29	0	3	3
22:30 - 22:44	1	3	4
22:45 - 22:59	0	1	1
23:00 - 23:14	1	2	3
23:15 - 23:29	0	2	2
23:30 - 23:44	1	0	1
23:45 - 23:59	2	0	2
Totals	150	523	673

AM Peak Time 08:41 - 09:40 07:43 - 08:42 07:43 - 08:42

AM Peak

Volume	15	68	73
--------	----	----	----

PM Peak Time 19:24 - 20:23 16:52 - 17:51 17:16 - 18:15

PM Peak

Volume	18	56	63
--------	----	----	----





20:30 - 20:44	0	0	1	3	4	1	0	0	0	0	0	0	0	0	0	9
20:45 - 20:59	0	1	1	0	2	0	0	0	0	0	0	0	0	0	0	4
21:00 - 21:14	0	0	2	1	3	1	0	0	0	0	0	0	0	0	0	7
21:15 - 21:29	0	0	0	6	2	1	0	0	0	0	0	0	0	0	0	9
21:30 - 21:44	1	0	1	1	3	1	0	0	0	0	0	0	0	0	0	7
21:45 - 21:59	0	0	0	1	1	0	0	0	0	0	0	0	0	0	0	2
22:00 - 22:14	0	0	0	0	2	0	0	0	0	0	0	0	0	0	0	2
22:15 - 22:29	0	0	0	3	0	0	0	0	0	0	0	0	0	0	0	3
22:30 - 22:44	1	0	0	0	1	2	0	0	0	0	0	0	0	0	0	4
22:45 - 22:59	0	0	0	1	0	0	0	0	0	0	0	0	0	0	0	1
23:00 - 23:14	0	1	0	1	1	0	0	0	0	0	0	0	0	0	0	3
23:15 - 23:29	0	0	0	0	2	0	0	0	0	0	0	0	0	0	0	2
23:30 - 23:44	0	0	0	0	1	0	0	0	0	0	0	0	0	0	0	1
23:45 - 23:59	0	0	0	2	0	0	0	0	0	0	0	0	0	0	0	2
Totals	6	27	72	190	260	104	12	2	0	0	0	0	0	0	0	673
Percent of Total	0.9	4.0	10.7	28.2	38.6	15.5	1.8	0.3	0.0	0.0	0.0	0.0	0.0	0.0	0.0	100
Percent of AM	0.4	5.2	12.0	31.2	35.6	13.6	1.2	0.8	0.0	0.0	0.0	0.0	0.0	0.0	0.0	100
Percent of PM	1.2	3.3	9.9	26.5	40.4	16.5	2.1	0.0	0.0	0.0	0.0	0.0	0.0	0.0	0.0	100
Standard Deviation:	5.8 MPH						85th Percentile:						26.8 MPH			
Mean Speed:	21.2 MPH						15th Percentile:						15.7 MPH			
Median Speed:	21.8 MPH						90th Percentile:						28.4 MPH			
Modal Speed:	23.5 MPH						95th Percentile:						30.0 MPH			

**SPEED**

SW 15th St Bet. SW 24th Ave &amp; SW 23rd Ave

Day: Wednesday

Date: 2/22/2017

City: Miami

Project #: FL17\_3102\_097

Location: 166

**Summary**

Time	< 15	15 - 19	20 - 24	25 - 29	30 - 34	35 - 39	40 - 44	45 - 49	50 - 54	55 - 59	60 - 64	65 - 69	70 +	Total
00:00 AM	3	1	3	1	0	1	0	0	0	0	0	0	0	9
01:00	0	0	0	1	1	0	0	0	0	0	0	0	0	2
02:00	0	1	0	0	0	0	0	0	0	0	0	0	0	1
03:00	0	0	0	1	0	0	0	0	0	0	0	0	0	1
04:00	2	0	1	0	0	0	0	0	0	0	0	0	0	3
05:00	1	0	4	3	0	0	0	0	0	0	0	0	0	8
06:00	5	8	10	3	0	0	0	0	0	0	0	0	0	26
07:00	9	14	16	8	4	1	0	0	0	0	0	0	0	52
08:00	8	11	19	18	5	0	0	0	0	0	0	0	0	61
09:00	6	8	17	10	5	0	0	0	0	0	0	0	0	46
10:00	3	10	14	6	3	0	0	0	0	0	0	0	0	36
11:00	6	6	5	5	3	1	0	0	0	0	0	0	0	26
12:00 PM	11	10	10	6	2	0	0	0	0	0	0	0	0	39
13:00	4	7	5	12	8	0	0	0	0	0	0	0	0	36
14:00	4	9	13	9	2	0	0	0	0	0	0	0	0	37
15:00	10	18	17	8	8	3	0	0	0	0	0	0	0	64
16:00	3	4	18	12	5	1	0	0	0	0	0	0	0	43
17:00	6	9	20	33	8	0	0	0	0	0	0	0	0	76
18:00	9	20	20	14	4	0	0	0	0	0	0	0	0	67
19:00	11	16	13	12	3	0	0	0	0	0	0	0	0	55
20:00	16	6	14	7	0	0	0	0	0	0	0	0	0	43
21:00	8	6	10	3	2	0	0	0	0	0	0	0	0	29
22:00	6	5	5	4	0	0	0	0	0	0	0	0	0	20
23:00	1	1	6	4	1	0	0	0	0	0	0	0	0	13
<b>Totals</b>	<b>132</b>	<b>170</b>	<b>240</b>	<b>180</b>	<b>64</b>	<b>7</b>								<b>793</b>
% of Totals	17%	21%	30%	23%	8%	1%								100%

AM Volumes	43	59	89	56	21	3	0	0	0	0	0	0	0	271
% AM	5%	7%	11%	7%	3%	0%								34%
AM Peak Hour	07:00	07:00	08:00	08:00	08:00									08:00
Volume	9	14	19	18	5	1								61
PM Volumes	89	111	151	124	43	4	0	0	0	0	0	0	0	522
% PM	11%	14%	19%	16%	5%	1%								66%
PM Peak Hour	20:00	18:00	17:00	17:00	13:00	15:00								17:00
Volume	16	20	20	33	8	3								76
<b>Directional Peak Periods</b>			<b>AM 7-9</b>			<b>NOON 12-2</b>			<b>PM 4-6</b>			<b>Off Peak Volumes</b>		
<b>All Speeds</b>	Volume		%		Volume		%	Volume		%	Volume		%	
	113	↔	14%		75	↔	9%	119	↔	15%	486	↔	61%	

Direction	Percentiles					
	15th	50th	Average	85th	95th	ADT
Summary	13.0	22.0	21.3	28.0	31.0	793
Summary	Pace					
	10mph Pace	# in Pace	% in Pace	Number of Vehicles >= 55 MPH	% of Vehicles >= 55 MPH	
	16 - 25 mph	445	56.12%	0	0.00%	

# VOLUME

SW 15th St Bet. SW 24th Ave & SW 23rd Ave

Day: Wednesday  
Date: 2/22/2017

City: Miami  
Project #: FL17\_3102\_097

DAILY TOTALS					NB	SB	EB	WB	Total
					0	0	321	472	793

AM Period	NB	SB	EB	WB	TOTAL	PM Period	NB	SB	EB	WB	TOTAL			
00:00	0	0	1	0	1	12:00	0	0	5	5	10			
00:15	0	0	1	3	4	12:15	0	0	7	6	13			
00:30	0	0	1	1	2	12:30	0	0	3	6	9			
00:45	0	0	0	3	2	12:45	0	0	3	18	4	21	7	39
01:00	0	0	0	1	1	13:00	0	0	5	5	10			
01:15	0	0	0	0	0	13:15	0	0	4	6	10			
01:30	0	0	0	0	0	13:30	0	0	3	4	7			
01:45	0	0	1	1	0	13:45	0	0	3	15	6	21	9	36
02:00	0	0	0	0	0	14:00	0	0	4	7	11			
02:15	0	0	0	0	0	14:15	0	0	1	3	4			
02:30	0	0	1	0	1	14:30	0	0	4	5	9			
02:45	0	0	0	1	0	14:45	0	0	5	14	8	23	13	37
03:00	0	0	0	0	0	15:00	0	0	6	3	9			
03:15	0	0	0	0	0	15:15	0	0	4	12	16			
03:30	0	0	1	0	1	15:30	0	0	7	10	17			
03:45	0	0	0	1	0	15:45	0	0	8	25	14	39	22	64
04:00	0	0	1	0	1	16:00	0	0	3	7	10			
04:15	0	0	0	0	0	16:15	0	0	5	7	12			
04:30	0	0	1	0	1	16:30	0	0	3	8	11			
04:45	0	0	0	2	1	16:45	0	0	2	13	8	30	10	43
05:00	0	0	0	1	1	17:00	0	0	3	14	17			
05:15	0	0	0	1	1	17:15	0	0	6	14	20			
05:30	0	0	0	4	4	17:30	0	0	5	13	18			
05:45	0	0	0	2	8	17:45	0	0	4	18	17	58	21	76
06:00	0	0	3	2	5	18:00	0	0	5	11	16			
06:15	0	0	2	1	3	18:15	0	0	8	13	21			
06:30	0	0	4	5	9	18:30	0	0	4	4	8			
06:45	0	0	6	15	3	18:45	0	0	10	27	12	40	22	67
07:00	0	0	4	10	14	19:00	0	0	8	6	14			
07:15	0	0	4	6	10	19:15	0	0	2	12	14			
07:30	0	0	7	10	17	19:30	0	0	11	7	18			
07:45	0	0	6	21	5	19:45	0	0	5	26	4	29	9	55
08:00	0	0	5	6	11	20:00	0	0	3	7	10			
08:15	0	0	14	8	22	20:15	0	0	5	8	13			
08:30	0	0	8	7	15	20:30	0	0	4	4	8			
08:45	0	0	4	31	9	20:45	0	0	7	19	5	24	12	43
09:00	0	0	8	6	14	21:00	0	0	2	4	6			
09:15	0	0	4	9	13	21:15	0	0	6	4	10			
09:30	0	0	5	8	13	21:30	0	0	2	4	6			
09:45	0	0	3	20	3	21:45	0	0	2	12	5	17	7	29
10:00	0	0	3	5	8	22:00	0	0	4	2	6			
10:15	0	0	8	3	11	22:15	0	0	3	3	6			
10:30	0	0	1	6	7	22:30	0	0	2	2	4			
10:45	0	0	2	14	8	22:45	0	0	2	11	2	9	4	20
11:00	0	0	3	7	10	23:00	0	0	2	3	5			
11:15	0	0	2	3	5	23:15	0	0	1	3	4			
11:30	0	0	3	3	6	23:30	0	0	1	2	3			
11:45	0	0	2	10	3	23:45	0	0	0	4	1	9	1	13
<b>TOTALS</b>			119	152	271	<b>TOTALS</b>			202	320	522			
<b>SPLIT %</b>			43.9%	56.1%	34.2%	<b>SPLIT %</b>			38.7%	61.3%	65.8%			

DAILY TOTALS					NB	SB	EB	WB	Total
					0	0	321	472	793

AM Peak Hour	08:15	08:45	08:15	PM Peak Hour	18:45	17:00	17:00				
AM Pk Volume	34	32	64	PM Pk Volume	31	58	76				
Pk Hr Factor	0.607	0.889	0.727	Pk Hr Factor	0.705	0.853	0.905				
7 - 9 Volume	0	0	52	61	113	4 - 6 Volume	0	0	31	88	119
7 - 9 Peak Hour	07:45	07:00	07:30	4 - 6 Peak Hour	17:00	17:00	17:00				
7 - 9 Pk Volume	0	0	33	31	61	4 - 6 Pk Volume	0	0	18	58	76
Pk Hr Factor	0.000	0.000	0.589	0.775	0.693	Pk Hr Factor	0.000	0.000	0.750	0.853	0.905

Study Date: Wednesday, 06/20/2018  
Unit ID: 0165  
Location: SW 16th Terrace East of SW 24th Avenue

	Westbound Volume	Eastbound Volume	Total Volume	
00:00 - 00:14	0	0	0	0
00:15 - 00:29	1	0	0	1
00:30 - 00:44	0	0	0	0
00:45 - 00:59	0	0	0	0
01:00 - 01:14	0	1	1	1
01:15 - 01:29	0	0	0	0
01:30 - 01:44	0	0	0	0
01:45 - 01:59	1	0	0	1
02:00 - 02:14	1	1	1	2
02:15 - 02:29	1	0	0	1
02:30 - 02:44	0	0	0	0
02:45 - 02:59	1	1	1	2
03:00 - 03:14	0	0	0	0
03:15 - 03:29	1	1	1	2
03:30 - 03:44	0	0	0	0
03:45 - 03:59	0	0	0	0
04:00 - 04:14	0	0	0	0
04:15 - 04:29	0	0	0	0
04:30 - 04:44	2	1	1	3
04:45 - 04:59	0	0	0	0
05:00 - 05:14	0	0	0	0
05:15 - 05:29	0	0	0	0
05:30 - 05:44	0	0	0	0
05:45 - 05:59	2	0	0	2
06:00 - 06:14	3	0	0	3
06:15 - 06:29	0	1	1	1
06:30 - 06:44	0	1	1	1
06:45 - 06:59	4	0	0	4
07:00 - 07:14	2	4	4	6
07:15 - 07:29	3	4	4	7
07:30 - 07:44	4	3	3	7
07:45 - 07:59	2	5	5	7
08:00 - 08:14	8	7	7	15
08:15 - 08:29	4	5	5	9
08:30 - 08:44	4	4	4	8
08:45 - 08:59	4	2	2	6
09:00 - 09:14	6	2	2	8
09:15 - 09:29	0	6	6	6

09:30 - 09:44	3	4	7
09:45 - 09:59	2	6	8
10:00 - 10:14	2	2	4
10:15 - 10:29	5	3	8
10:30 - 10:44	3	3	6
10:45 - 10:59	2	2	4
11:00 - 11:14	2	3	5
11:15 - 11:29	6	4	10
11:30 - 11:44	1	6	7
11:45 - 11:59	3	1	4
12:00 - 12:14	3	1	4
12:15 - 12:29	3	3	6
12:30 - 12:44	4	5	9
12:45 - 12:59	6	2	8
13:00 - 13:14	1	4	5
13:15 - 13:29	1	4	5
13:30 - 13:44	1	1	2
13:45 - 13:59	2	2	4
14:00 - 14:14	5	3	8
14:15 - 14:29	3	1	4
14:30 - 14:44	3	2	5
14:45 - 14:59	4	2	6
15:00 - 15:14	1	5	6
15:15 - 15:29	3	2	5
15:30 - 15:44	1	2	3
15:45 - 15:59	5	2	7
16:00 - 16:14	7	3	10
16:15 - 16:29	4	3	7
16:30 - 16:44	8	1	9
16:45 - 16:59	4	5	9
17:00 - 17:14	9	4	13
17:15 - 17:29	9	7	16
17:30 - 17:44	6	7	13
17:45 - 17:59	7	4	11
18:00 - 18:14	11	4	15
18:15 - 18:29	2	4	6
18:30 - 18:44	8	4	12
18:45 - 18:59	3	6	9
19:00 - 19:14	5	3	8
19:15 - 19:29	6	7	13
19:30 - 19:44	1	3	4
19:45 - 19:59	3	3	6
20:00 - 20:14	2	1	3
20:15 - 20:29	3	2	5
20:30 - 20:44	4	4	8
20:45 - 20:59	1	2	3



21:00 - 21:14	2	0	2
21:15 - 21:29	2	1	3
21:30 - 21:44	0	4	4
21:45 - 21:59	5	1	6
22:00 - 22:14	1	0	1
22:15 - 22:29	0	1	1
22:30 - 22:44	3	3	6
22:45 - 22:59	0	2	2
23:00 - 23:14	1	2	3
23:15 - 23:29	2	1	3
23:30 - 23:44	1	1	2
23:45 - 23:59	0	0	0
Totals	249	217	466

AM Peak Time 08:06 - 09:05 07:17 - 08:16 08:06 - 09:05

AM Peak

Volume 22 21 42

PM Peak Time 17:06 - 18:05 16:45 - 17:44 17:06 - 18:05

PM Peak

Volume 37 23 59

Study Date: Thursday, 06/21/2018  
Unit ID: 0165  
Location: SW 16th Terrace East of SW 24th Avenue

	Westbound	Eastbound	Total	
00:00 - 00:14	0	0	0	0
00:15 - 00:29	0	0	0	0
00:30 - 00:44	0	0	0	0
00:45 - 00:59	1	0	0	1
01:00 - 01:14	0	0	0	0
01:15 - 01:29	1	0	0	1
01:30 - 01:44	0	0	0	0
01:45 - 01:59	0	0	0	0
02:00 - 02:14	0	0	0	0
02:15 - 02:29	0	0	0	0
02:30 - 02:44	1	0	0	1
02:45 - 02:59	1	0	0	1
03:00 - 03:14	0	0	0	0
03:15 - 03:29	0	1	1	1
03:30 - 03:44	1	0	0	1
03:45 - 03:59	1	0	0	1
04:00 - 04:14	1	0	0	1
04:15 - 04:29	0	0	0	0
04:30 - 04:44	0	0	0	0
04:45 - 04:59	1	0	0	1
05:00 - 05:14	0	0	0	0
05:15 - 05:29	0	0	0	0
05:30 - 05:44	0	0	0	0
05:45 - 05:59	0	0	0	0
06:00 - 06:14	3	0	0	3
06:15 - 06:29	1	1	1	2
06:30 - 06:44	1	2	2	3
06:45 - 06:59	1	3	3	4
07:00 - 07:14	4	5	5	9
07:15 - 07:29	4	2	2	6
07:30 - 07:44	6	6	6	12
07:45 - 07:59	1	7	7	8
08:00 - 08:14	6	12	12	18
08:15 - 08:29	7	3	3	10
08:30 - 08:44	4	4	4	8
08:45 - 08:59	9	9	9	18
09:00 - 09:14	6	4	4	10
09:15 - 09:29	9	4	4	13
09:30 - 09:44	4	5	5	9

09:45 - 09:59	2	2	4
10:00 - 10:14	2	1	3
10:15 - 10:29	7	3	10
10:30 - 10:44	3	3	6
10:45 - 10:59	4	3	7
11:00 - 11:14	6	3	9
11:15 - 11:29	4	3	7
11:30 - 11:44	0	4	4
11:45 - 11:59	3	3	6
12:00 - 12:14	7	4	11
12:15 - 12:29	3	3	6
12:30 - 12:44	3	2	5
12:45 - 12:59	3	1	4
13:00 - 13:14	2	4	6
13:15 - 13:29	2	3	5
13:30 - 13:44	2	3	5
13:45 - 13:59	0	3	3
14:00 - 14:14	6	1	7
14:15 - 14:29	5	2	7
14:30 - 14:44	5	5	10
14:45 - 14:59	5	3	8
15:00 - 15:14	0	2	2
15:15 - 15:29	2	6	8
15:30 - 15:44	3	1	4
15:45 - 15:59	3	2	5
16:00 - 16:14	4	4	8
16:15 - 16:29	3	2	5
16:30 - 16:44	5	2	7
16:45 - 16:59	6	5	11
17:00 - 17:14	5	12	17
17:15 - 17:29	9	1	10
17:30 - 17:44	5	4	9
17:45 - 17:59	10	3	13
18:00 - 18:14	15	3	18
18:15 - 18:29	7	3	10
18:30 - 18:44	6	4	10
18:45 - 18:59	2	1	3
19:00 - 19:14	4	4	8
19:15 - 19:29	5	4	9
19:30 - 19:44	1	4	5
19:45 - 19:59	4	2	6
20:00 - 20:14	1	3	4
20:15 - 20:29	3	2	5
20:30 - 20:44	0	1	1
20:45 - 20:59	2	6	8

21:00 - 21:14	1	1	2
21:15 - 21:29	0	3	3
21:30 - 21:44	0	0	0
21:45 - 21:59	2	2	4
22:00 - 22:14	5	3	8
22:15 - 22:29	1	0	1
22:30 - 22:44	8	1	9
22:45 - 22:59	1	2	3
23:00 - 23:14	0	0	0
23:15 - 23:29	1	4	5
23:30 - 23:44	1	0	1
23:45 - 23:59	0	0	0
Totals	273	224	497

AM Peak Time 08:25 - 09:24 07:41 - 08:40 07:56 - 08:55

AM Peak

Volume	30	30	56
--------	----	----	----

PM Peak Time 17:15 - 18:14 16:38 - 17:37 17:11 - 18:10

PM Peak

Volume	39	22	53
--------	----	----	----





20:30 - 20:44	0	0	1	1	4	1	1	0	0	0	0	0	0	0	0	8
20:45 - 20:59	0	1	0	1	0	0	1	0	0	0	0	0	0	0	0	3
21:00 - 21:14	0	0	1	0	0	1	0	0	0	0	0	0	0	0	0	2
21:15 - 21:29	0	2	1	0	0	0	0	0	0	0	0	0	0	0	0	3
21:30 - 21:44	0	0	0	1	1	2	0	0	0	0	0	0	0	0	0	4
21:45 - 21:59	0	0	0	5	1	0	0	0	0	0	0	0	0	0	0	6
22:00 - 22:14	0	0	1	0	0	0	0	0	0	0	0	0	0	0	0	1
22:15 - 22:29	0	0	0	0	0	0	0	1	0	0	0	0	0	0	0	1
22:30 - 22:44	0	0	0	1	3	2	0	0	0	0	0	0	0	0	0	6
22:45 - 22:59	0	1	0	0	0	0	0	1	0	0	0	0	0	0	0	2
23:00 - 23:14	0	0	1	1	1	0	0	0	0	0	0	0	0	0	0	3
23:15 - 23:29	0	0	0	1	2	0	0	0	0	0	0	0	0	0	0	3
23:30 - 23:44	0	0	0	0	0	2	0	0	0	0	0	0	0	0	0	2
23:45 - 23:59	0	0	0	0	0	0	0	0	0	0	0	0	0	0	0	0
Totals	4	20	46	89	150	119	30	4	3	0	0	0	0	0	1	466
Percent of Total	0.9	4.3	9.9	19.1	32.2	25.5	6.4	0.9	0.6	0.0	0.0	0.0	0.0	0.0	0.2	100
Percent of AM	1.2	3.6	7.8	16.3	31.9	30.7	7.2	0.6	0.6	0.0	0.0	0.0	0.0	0.0	0.0	100
Percent of PM	0.7	4.7	11.0	20.7	32.3	22.7	6.0	1.0	0.7	0.0	0.0	0.0	0.0	0.0	0.3	100

Standard Deviation:	7.5 MPH	85th Percentile:	29.6 MPH
Mean Speed:	23.1 MPH	15th Percentile:	15.9 MPH
Median Speed:	23.5 MPH	90th Percentile:	30.6 MPH
Modal Speed:	23.5 MPH	95th Percentile:	33.4 MPH







20:30 - 20:44	0	0	0	0	1	0	0	0	0	0	0	0	0	0	0	1
20:45 - 20:59	0	2	1	3	1	0	1	0	0	0	0	0	0	0	0	8
21:00 - 21:14	0	0	1	0	1	0	0	0	0	0	0	0	0	0	0	2
21:15 - 21:29	0	0	1	1	0	1	0	0	0	0	0	0	0	0	0	3
21:30 - 21:44	0	0	0	0	0	0	0	0	0	0	0	0	0	0	0	0
21:45 - 21:59	0	1	0	2	1	0	0	0	0	0	0	0	0	0	0	4
22:00 - 22:14	0	0	0	2	4	2	0	0	0	0	0	0	0	0	0	8
22:15 - 22:29	0	0	0	0	0	1	0	0	0	0	0	0	0	0	0	1
22:30 - 22:44	0	0	2	3	4	0	0	0	0	0	0	0	0	0	0	9
22:45 - 22:59	0	0	1	1	0	0	0	0	1	0	0	0	0	0	0	3
23:00 - 23:14	0	0	0	0	0	0	0	0	0	0	0	0	0	0	0	0
23:15 - 23:29	0	1	1	1	1	1	0	0	0	0	0	0	0	0	0	5
23:30 - 23:44	0	0	0	1	0	0	0	0	0	0	0	0	0	0	0	1
23:45 - 23:59	0	0	0	0	0	0	0	0	0	0	0	0	0	0	0	0
Totals	3	24	39	89	181	127	29	3	2	0	0	0	0	0	0	497
Percent of Total	0.6	4.8	7.8	17.9	36.4	25.6	5.8	0.6	0.4	0.0	0.0	0.0	0.0	0.0	0.0	100
Percent of AM	1.0	5.1	6.6	14.6	36.4	28.8	6.6	1.0	0.0	0.0	0.0	0.0	0.0	0.0	0.0	100
Percent of PM	0.3	4.7	8.7	20.1	36.5	23.4	5.4	0.3	0.7	0.0	0.0	0.0	0.0	0.0	0.0	100

Standard Deviation:	6.5 MPH	85th Percentile:	29.4 MPH
Mean Speed:	23.0 MPH	15th Percentile:	16.5 MPH
Median Speed:	23.6 MPH	90th Percentile:	30.4 MPH
Modal Speed:	23.5 MPH	95th Percentile:	32.5 MPH

Daily Vehicle Volume Report

Study Date: Tuesday, 05/15/2018  
Unit ID: 0198  
Location: SW 17th Street, East of SW 24th Avenue

	Westbound Volume	Eastbound Volume	Total Volume	
00:00 - 00:14	0	0	0	0
00:15 - 00:29	0	0	0	0
00:30 - 00:44	1	1	2	3
00:45 - 00:59	0	0	0	0
01:00 - 01:14	0	1	1	1
01:15 - 01:29	0	2	2	2
01:30 - 01:44	0	0	0	0
01:45 - 01:59	1	0	0	1
02:00 - 02:14	0	0	0	0
02:15 - 02:29	1	0	0	1
02:30 - 02:44	1	0	0	1
02:45 - 02:59	0	0	0	0
03:00 - 03:14	0	0	0	0
03:15 - 03:29	0	0	0	0
03:30 - 03:44	0	0	0	0
03:45 - 03:59	0	0	0	0
04:00 - 04:14	0	0	0	0
04:15 - 04:29	0	0	0	0
04:30 - 04:44	0	0	0	0
04:45 - 04:59	0	0	0	0
05:00 - 05:14	0	2	2	2
05:15 - 05:29	0	1	1	1
05:30 - 05:44	0	0	0	0
05:45 - 05:59	1	5	5	6
06:00 - 06:14	1	0	0	1
06:15 - 06:29	0	1	1	1
06:30 - 06:44	0	2	2	2
06:45 - 06:59	0	3	3	3
07:00 - 07:14	1	4	4	5
07:15 - 07:29	3	0	0	3
07:30 - 07:44	3	4	4	7
07:45 - 07:59	6	7	7	13
08:00 - 08:14	0	9	9	9
08:15 - 08:29	2	9	9	11
08:30 - 08:44	1	5	5	6
08:45 - 08:59	2	8	8	10
09:00 - 09:14	3	3	3	6
09:15 - 09:29	3	2	2	5

09:30 - 09:44	5	2	7
09:45 - 09:59	4	1	5
10:00 - 10:14	1	1	2
10:15 - 10:29	5	5	10
10:30 - 10:44	1	1	2
10:45 - 10:59	6	0	6
11:00 - 11:14	4	3	7
11:15 - 11:29	1	2	3
11:30 - 11:44	4	4	8
11:45 - 11:59	2	5	7
12:00 - 12:14	1	1	2
12:15 - 12:29	3	4	7
12:30 - 12:44	3	5	8
12:45 - 12:59	3	1	4
13:00 - 13:14	4	3	7
13:15 - 13:29	0	1	1
13:30 - 13:44	2	1	3
13:45 - 13:59	3	5	8
14:00 - 14:14	1	4	5
14:15 - 14:29	2	5	7
14:30 - 14:44	3	4	7
14:45 - 14:59	2	4	6
15:00 - 15:14	5	1	6
15:15 - 15:29	9	8	17
15:30 - 15:44	6	5	11
15:45 - 15:59	7	1	8
16:00 - 16:14	8	2	10
16:15 - 16:29	9	0	9
16:30 - 16:44	7	3	10
16:45 - 16:59	2	1	3
17:00 - 17:14	4	2	6
17:15 - 17:29	7	4	11
17:30 - 17:44	9	5	14
17:45 - 17:59	8	4	12
18:00 - 18:14	6	1	7
18:15 - 18:29	3	2	5
18:30 - 18:44	6	0	6
18:45 - 18:59	8	2	10
19:00 - 19:14	2	3	5
19:15 - 19:29	2	4	6
19:30 - 19:44	3	5	8
19:45 - 19:59	2	2	4
20:00 - 20:14	2	1	3
20:15 - 20:29	1	2	3

20:30 - 20:44	3	0	3
20:45 - 20:59	3	0	3
21:00 - 21:14	1	2	3
21:15 - 21:29	0	1	1
21:30 - 21:44	1	2	3
21:45 - 21:59	3	1	4
22:00 - 22:14	0	1	1
22:15 - 22:29	1	3	4
22:30 - 22:44	3	0	3
22:45 - 22:59	0	0	0
23:00 - 23:14	0	0	0
23:15 - 23:29	4	1	5
23:30 - 23:44	1	2	3
23:45 - 23:59	1	0	1
Totals	227	203	430

AM Peak Time 08:58 - 09:57 07:49 - 08:48 07:49 - 08:48

AM Peak

Volume	16	37	45
--------	----	----	----

PM Peak Time 15:14 - 16:13 13:43 - 14:42 15:14 - 16:13

PM Peak

Volume	32	19	48
--------	----	----	----





20:30 - 20:44	0	0	1	0	2	0	0	0	0	0	0	0	0	0	0	3
20:45 - 20:59	0	1	0	1	0	1	0	0	0	0	0	0	0	0	0	3
21:00 - 21:14	0	2	0	1	0	0	0	0	0	0	0	0	0	0	0	3
21:15 - 21:29	0	1	0	0	0	0	0	0	0	0	0	0	0	0	0	1
21:30 - 21:44	0	1	1	0	1	0	0	0	0	0	0	0	0	0	0	3
21:45 - 21:59	0	0	0	3	0	1	0	0	0	0	0	0	0	0	0	4
22:00 - 22:14	0	1	0	0	0	0	0	0	0	0	0	0	0	0	0	1
22:15 - 22:29	0	0	1	2	1	0	0	0	0	0	0	0	0	0	0	4
22:30 - 22:44	0	1	1	1	0	0	0	0	0	0	0	0	0	0	0	3
22:45 - 22:59	0	0	0	0	0	0	0	0	0	0	0	0	0	0	0	0
23:00 - 23:14	0	0	0	0	0	0	0	0	0	0	0	0	0	0	0	0
23:15 - 23:29	0	0	3	1	1	0	0	0	0	0	0	0	0	0	0	5
23:30 - 23:44	0	0	0	3	0	0	0	0	0	0	0	0	0	0	0	3
23:45 - 23:59	0	0	0	1	0	0	0	0	0	0	0	0	0	0	0	1
Totals	7	43	71	114	134	46	11	3	1	0	0	0	0	0	0	430
Percent of Total	1.6	10.0	16.5	26.5	31.2	10.7	2.6	0.7	0.2	0.0	0.0	0.0	0.0	0.0	0.0	100
Percent of AM	3.8	8.3	14.6	21.7	31.2	17.2	2.5	0.0	0.6	0.0	0.0	0.0	0.0	0.0	0.0	100
Percent of PM	0.4	11.0	17.6	29.3	31.1	7.0	2.6	1.1	0.0	0.0	0.0	0.0	0.0	0.0	0.0	100

Standard Deviation:	6.9 MPH	85th Percentile:	25.9 MPH
Mean Speed:	19.6 MPH	15th Percentile:	12.0 MPH
Median Speed:	20.1 MPH	90th Percentile:	27.9 MPH
Modal Speed:	23.5 MPH	95th Percentile:	30.2 MPH



# SPEED

SW 17th Terrace Bet. SW 24th Ave & SW 23rd Ave

Day: Thursday  
Date: 2/16/2017

City: Miami  
Project #: FL17\_3102\_099  
Location: 168

**Summary**

Time	< 15	15 - 19	20 - 24	25 - 29	30 - 34	35 - 39	40 - 44	45 - 49	50 - 54	55 - 59	60 - 64	65 - 69	70 +	Total
00:00 AM	1	0	1	0	0	0	0	0	0	0	0	0	0	2
01:00	0	1	0	0	0	0	0	0	0	0	0	0	0	1
02:00	0	0	0	0	0	0	0	0	0	0	0	0	0	0
03:00	0	0	0	0	0	0	0	0	0	0	0	0	0	0
04:00	0	0	0	0	0	0	0	0	0	0	0	0	0	0
05:00	1	0	0	0	0	0	0	0	0	0	0	0	0	1
06:00	4	1	4	1	0	0	0	0	0	0	0	0	0	10
07:00	7	2	7	1	0	0	0	0	0	0	0	0	0	17
08:00	2	4	3	3	0	1	0	0	0	0	0	0	0	13
09:00	4	1	6	2	0	0	0	0	0	0	0	0	0	13
10:00	5	2	5	1	1	1	0	0	0	0	0	0	0	15
11:00	2	5	2	5	0	0	0	0	0	0	0	0	0	14
12:00 PM	5	1	1	2	2	0	0	0	0	0	0	0	0	11
13:00	8	2	3	1	4	0	0	0	0	0	0	0	0	18
14:00	7	2	6	3	0	0	0	0	0	0	0	0	0	18
15:00	3	5	5	2	2	0	0	0	0	0	0	0	0	17
16:00	3	5	3	1	2	0	0	0	0	0	0	0	0	14
17:00	2	4	8	3	2	0	1	0	0	0	0	0	0	20
18:00	4	5	4	0	1	0	0	0	0	0	0	0	0	14
19:00	2	8	3	1	2	0	0	0	0	0	0	0	0	16
20:00	5	8	1	1	1	0	0	0	0	0	0	0	0	16
21:00	2	4	0	1	0	0	0	0	0	0	0	0	0	7
22:00	0	2	2	3	0	0	0	0	0	0	0	0	0	7
23:00	2	0	1	0	1	0	0	0	0	0	0	0	0	4
<b>Totals</b>	<b>69</b>	<b>62</b>	<b>65</b>	<b>31</b>	<b>18</b>	<b>2</b>	<b>1</b>							<b>248</b>
% of Totals	28%	25%	26%	13%	7%	1%	0%							100%

AM Volumes	26	16	28	13	1	2	0	0	0	0	0	0	0	86
% AM	10%	6%	11%	5%	0%	1%								35%
AM Peak Hour	07:00	11:00	07:00	11:00	10:00	08:00								07:00
Volume	7	5	7	5	1	1								17
PM Volumes	43	46	37	18	17	0	1	0	0	0	0	0	0	162
% PM	17%	19%	15%	7%	7%		0%							65%
PM Peak Hour	13:00	19:00	17:00	14:00	13:00		17:00							17:00
Volume	8	8	8	3	4		1							20

Directional Peak Periods All Speeds	AM 7-9		NOON 12-2		PM 4-6		Off Peak Volumes	
	Volume	%	Volume	%	Volume	%	Volume	%
	30	↔ 12%	29	↔ 12%	34	↔ 14%	155	↔ 63%

Direction	Percentiles					
	15th	50th	Average	85th	95th	ADT
Summary	11.0	19.0	19.2	27.0	31.0	248
	Pace					
	10mph Pace	# in Pace	% in Pace	Number of Vehicles >= 55 MPH	% of Vehicles >= 55 MPH	
	15 - 24 mph	127	51.21%	0	0.00%	

# VOLUME

SW 17th Terrace Bet. SW 24th Ave & SW 23rd Ave

Day: Thursday  
Date: 2/16/2017

City: Miami  
Project #: FL17\_3102\_099

DAILY TOTALS					NB	SB	EB	WB	Total
					0	0	136	112	248

AM Period	NB	SB	EB	WB	TOTAL	PM Period	NB	SB	EB	WB	TOTAL			
00:00	0	0	0	0		12:00	0	0	2	3	5			
00:15	0	0	0	1	1	12:15	0	0	0	1	1			
00:30	0	0	1	0	1	12:30	0	0	2	2	4			
00:45	0	0	0	1	0	12:45	0	0	1	5	0	6	1	11
01:00	0	0	0	0		13:00	0	0	5	1	6			
01:15	0	0	1	0	1	13:15	0	0	0	2	2			
01:30	0	0	0	0		13:30	0	0	1	1	2			
01:45	0	0	0	1	0	13:45	0	0	4	10	4	8	18	
02:00	0	0	0	0		14:00	0	0	1	3	4			
02:15	0	0	0	0		14:15	0	0	1	1	2			
02:30	0	0	0	0		14:30	0	0	6	3	9			
02:45	0	0	0	0		14:45	0	0	3	11	0	7	18	
03:00	0	0	0	0		15:00	0	0	1	4	5			
03:15	0	0	0	0		15:15	0	0	3	3	6			
03:30	0	0	0	0		15:30	0	0	3	2	5			
03:45	0	0	0	0		15:45	0	0	0	7	1	10	17	
04:00	0	0	0	0		16:00	0	0	0	0	0			
04:15	0	0	0	0		16:15	0	0	3	0	3			
04:30	0	0	0	0		16:30	0	0	1	6	7			
04:45	0	0	0	0		16:45	0	0	2	6	2	8	14	
05:00	0	0	0	0		17:00	0	0	4	2	6			
05:15	0	0	0	0		17:15	0	0	1	4	5			
05:30	0	0	0	0		17:30	0	0	3	2	5			
05:45	0	0	0	1	1	17:45	0	0	1	9	3	11	20	
06:00	0	0	0	0		18:00	0	0	3	1	4			
06:15	0	0	4	1	5	18:15	0	0	5	1	6			
06:30	0	0	1	1	2	18:30	0	0	2	0	2			
06:45	0	0	2	7	1	18:45	0	0	1	11	1	3	14	
07:00	0	0	2	3	5	19:00	0	0	2	1	3			
07:15	0	0	1	0	1	19:15	0	0	0	4	4			
07:30	0	0	5	1	6	19:30	0	0	3	1	4			
07:45	0	0	1	9	4	19:45	0	0	4	9	1	7	16	
08:00	0	0	3	1	4	20:00	0	0	3	2	5			
08:15	0	0	3	2	5	20:15	0	0	2	1	3			
08:30	0	0	0	0		20:30	0	0	2	2	4			
08:45	0	0	3	9	1	20:45	0	0	2	9	2	7	16	
09:00	0	0	2	2	4	21:00	0	0	1	2	3			
09:15	0	0	1	0	1	21:15	0	0	1	0	1			
09:30	0	0	4	0	4	21:30	0	0	0	1	1			
09:45	0	0	1	8	3	21:45	0	0	0	2	2	5	7	
10:00	0	0	1	1	2	22:00	0	0	3	1	4			
10:15	0	0	0	3	3	22:15	0	0	3	0	3			
10:30	0	0	3	2	5	22:30	0	0	0	0	0			
10:45	0	0	2	6	3	22:45	0	0	0	6	0	1	7	
11:00	0	0	0	1	1	23:00	0	0	1	0	1			
11:15	0	0	2	2	4	23:15	0	0	1	0	1			
11:30	0	0	0	2	2	23:30	0	0	1	0	1			
11:45	0	0	5	7	2	23:45	0	0	0	3	1	1	4	
<b>TOTALS</b>			<b>48</b>	<b>38</b>	<b>86</b>	<b>TOTALS</b>			<b>88</b>	<b>74</b>	<b>162</b>			
<b>SPLIT %</b>			<b>55.8%</b>	<b>44.2%</b>	<b>34.7%</b>	<b>SPLIT %</b>			<b>54.3%</b>	<b>45.7%</b>	<b>65.3%</b>			

DAILY TOTALS					NB	SB	EB	WB	Total
					0	0	136	112	248

AM Peak Hour		07:30	09:45	07:30	PM Peak Hour		14:30	16:30	13:45		
AM Pk Volume		12	9	20	PM Pk Volume		13	14	23		
Pk Hr Factor		0.600	0.750	0.833	Pk Hr Factor		0.542	0.583	0.639		
7 - 9 Volume	0	0	18	12	30	4 - 6 Volume	0	0	15	19	34
7 - 9 Peak Hour		07:30	07:00	07:30	4 - 6 Peak Hour		16:15	16:30	16:30		
7 - 9 Pk Volume	0	0	12	8	20	4 - 6 Pk Volume	0	0	10	14	22
Pk Hr Factor	0.000	0.000	0.600	0.500	0.833	Pk Hr Factor	0.000	0.000	0.625	0.583	0.786

Daily Vehicle Volume Report

Study Date: Wednesday, 05/16/2018  
Unit ID: 0070  
Location: SW 18th Street, East of SW 24th Avenue

	Westbound Volume	Eastbound Volume	Total Volume	
00:00 - 00:14	0	0	0	0
00:15 - 00:29	0	1	1	1
00:30 - 00:44	0	0	0	0
00:45 - 00:59	1	0	1	1
01:00 - 01:14	1	0	1	1
01:15 - 01:29	0	0	0	0
01:30 - 01:44	0	0	0	0
01:45 - 01:59	0	0	0	0
02:00 - 02:14	1	0	1	1
02:15 - 02:29	0	2	2	2
02:30 - 02:44	0	0	0	0
02:45 - 02:59	1	0	1	1
03:00 - 03:14	2	0	2	2
03:15 - 03:29	1	0	1	1
03:30 - 03:44	0	0	0	0
03:45 - 03:59	1	2	3	3
04:00 - 04:14	0	0	0	0
04:15 - 04:29	0	0	0	0
04:30 - 04:44	0	0	0	0
04:45 - 04:59	1	0	1	1
05:00 - 05:14	1	0	1	1
05:15 - 05:29	0	0	0	0
05:30 - 05:44	1	1	2	2
05:45 - 05:59	0	2	2	2
06:00 - 06:14	3	0	3	3
06:15 - 06:29	0	2	2	2
06:30 - 06:44	2	5	7	7
06:45 - 06:59	5	3	8	8
07:00 - 07:14	6	4	10	10
07:15 - 07:29	3	5	8	8
07:30 - 07:44	2	8	10	10
07:45 - 07:59	2	11	13	13
08:00 - 08:14	3	4	7	7
08:15 - 08:29	2	3	5	5
08:30 - 08:44	3	5	8	8
08:45 - 08:59	1	4	5	5
09:00 - 09:14	3	2	5	5
09:15 - 09:29	1	3	4	4

09:30 - 09:44	0	3	3
09:45 - 09:59	3	3	6
10:00 - 10:14	4	2	6
10:15 - 10:29	0	1	1
10:30 - 10:44	3	5	8
10:45 - 10:59	3	1	4
11:00 - 11:14	1	2	3
11:15 - 11:29	4	5	9
11:30 - 11:44	8	4	12
11:45 - 11:59	5	3	8
12:00 - 12:14	3	5	8
12:15 - 12:29	4	2	6
12:30 - 12:44	5	7	12
12:45 - 12:59	3	8	11
13:00 - 13:14	3	4	7
13:15 - 13:29	0	3	3
13:30 - 13:44	6	5	11
13:45 - 13:59	7	1	8
14:00 - 14:14	5	2	7
14:15 - 14:29	6	7	13
14:30 - 14:44	2	6	8
14:45 - 14:59	5	1	6
15:00 - 15:14	8	10	18
15:15 - 15:29	2	4	6
15:30 - 15:44	5	2	7
15:45 - 15:59	5	8	13
16:00 - 16:14	7	3	10
16:15 - 16:29	6	6	12
16:30 - 16:44	6	4	10
16:45 - 16:59	6	4	10
17:00 - 17:14	7	6	13
17:15 - 17:29	5	3	8
17:30 - 17:44	2	3	5
17:45 - 17:59	8	3	11
18:00 - 18:14	1	3	4
18:15 - 18:29	3	3	6
18:30 - 18:44	3	3	6
18:45 - 18:59	5	5	10
19:00 - 19:14	5	3	8
19:15 - 19:29	1	4	5
19:30 - 19:44	5	5	10
19:45 - 19:59	1	9	10
20:00 - 20:14	0	2	2
20:15 - 20:29	5	2	7

20:30 - 20:44	4	5	9
20:45 - 20:59	3	2	5
21:00 - 21:14	1	4	5
21:15 - 21:29	2	0	2
21:30 - 21:44	0	4	4
21:45 - 21:59	1	2	3
22:00 - 22:14	1	3	4
22:15 - 22:29	0	2	2
22:30 - 22:44	1	0	1
22:45 - 22:59	0	0	0
23:00 - 23:14	4	0	4
23:15 - 23:29	1	3	4
23:30 - 23:44	2	1	3
23:45 - 23:59	1	0	1
Totals	244	268	512

AM Peak Time 10:55 - 11:54 06:58 - 07:57 06:57 - 07:56

AM Peak

Volume	18	30	44
--------	----	----	----

PM Peak Time 16:28 - 17:27 14:17 - 15:16 15:02 - 16:01

PM Peak

Volume	27	25	48
--------	----	----	----





20:30 - 20:44	0	1	1	0	4	3	0	0	0	0	0	0	0	0	0	9
20:45 - 20:59	0	0	2	0	2	1	0	0	0	0	0	0	0	0	0	5
21:00 - 21:14	0	3	0	2	0	0	0	0	0	0	0	0	0	0	0	5
21:15 - 21:29	0	0	0	2	0	0	0	0	0	0	0	0	0	0	0	2
21:30 - 21:44	0	0	1	1	1	1	0	0	0	0	0	0	0	0	0	4
21:45 - 21:59	0	0	0	1	0	2	0	0	0	0	0	0	0	0	0	3
22:00 - 22:14	0	0	0	1	2	0	1	0	0	0	0	0	0	0	0	4
22:15 - 22:29	0	0	0	0	2	0	0	0	0	0	0	0	0	0	0	2
22:30 - 22:44	0	0	0	0	1	0	0	0	0	0	0	0	0	0	0	1
22:45 - 22:59	0	0	0	0	0	0	0	0	0	0	0	0	0	0	0	0
23:00 - 23:14	0	0	1	1	1	1	0	0	0	0	0	0	0	0	0	4
23:15 - 23:29	0	1	1	1	1	0	0	0	0	0	0	0	0	0	0	4
23:30 - 23:44	0	0	0	2	0	1	0	0	0	0	0	0	0	0	0	3
23:45 - 23:59	0	0	0	0	1	0	0	0	0	0	0	0	0	0	0	1
Totals	2	26	77	158	167	70	11	1	0	0	0	0	0	0	0	512
Percent of Total	0.4	5.1	15.0	30.9	32.6	13.7	2.1	0.2	0.0	0.0	0.0	0.0	0.0	0.0	0.0	100
Percent of AM	0.6	4.6	13.2	35.1	32.8	10.3	3.4	0.0	0.0	0.0	0.0	0.0	0.0	0.0	0.0	100
Percent of PM	0.3	5.3	16.0	28.7	32.5	15.4	1.5	0.3	0.0	0.0	0.0	0.0	0.0	0.0	0.0	100

Standard Deviation:	5.9 MPH	85th Percentile:	26.3 MPH
Mean Speed:	20.5 MPH	15th Percentile:	14.1 MPH
Median Speed:	20.8 MPH	90th Percentile:	28.2 MPH
Modal Speed:	23.5 MPH	95th Percentile:	30.0 MPH



Daily Vehicle Volume Report

Study Date: Thursday, 05/17/2018  
Unit ID: 0216  
Location: SW 19th Street, East of SW 24th Avenue

	Westbound Volume	Eastbound Volume	Total Volume	
00:00 - 00:14	1	1	1	2
00:15 - 00:29	0	0	0	0
00:30 - 00:44	1	1	1	2
00:45 - 00:59	0	0	0	0
01:00 - 01:14	0	0	0	0
01:15 - 01:29	1	1	1	2
01:30 - 01:44	0	0	0	0
01:45 - 01:59	0	0	0	0
02:00 - 02:14	0	2	2	2
02:15 - 02:29	0	0	0	0
02:30 - 02:44	0	0	0	0
02:45 - 02:59	0	0	0	0
03:00 - 03:14	0	0	0	0
03:15 - 03:29	0	0	0	0
03:30 - 03:44	1	0	0	1
03:45 - 03:59	0	1	1	1
04:00 - 04:14	0	0	0	0
04:15 - 04:29	1	0	0	1
04:30 - 04:44	0	0	0	0
04:45 - 04:59	0	0	0	0
05:00 - 05:14	2	0	0	2
05:15 - 05:29	0	0	0	0
05:30 - 05:44	0	1	1	1
05:45 - 05:59	3	0	0	3
06:00 - 06:14	2	1	1	3
06:15 - 06:29	1	1	1	2
06:30 - 06:44	1	6	6	7
06:45 - 06:59	5	5	5	10
07:00 - 07:14	6	3	3	9
07:15 - 07:29	3	10	10	13
07:30 - 07:44	4	7	7	11
07:45 - 07:59	0	16	16	16
08:00 - 08:14	7	16	16	23
08:15 - 08:29	9	20	20	29
08:30 - 08:44	9	8	8	17
08:45 - 08:59	2	12	12	14
09:00 - 09:14	7	10	10	17
09:15 - 09:29	6	6	6	12

09:30 - 09:44	3	11	14
09:45 - 09:59	4	8	12
10:00 - 10:14	7	6	13
10:15 - 10:29	5	5	10
10:30 - 10:44	5	10	15
10:45 - 10:59	5	7	12
11:00 - 11:14	5	5	10
11:15 - 11:29	5	9	14
11:30 - 11:44	8	8	16
11:45 - 11:59	7	4	11
12:00 - 12:14	6	4	10
12:15 - 12:29	6	5	11
12:30 - 12:44	10	12	22
12:45 - 12:59	4	8	12
13:00 - 13:14	1	5	6
13:15 - 13:29	4	1	5
13:30 - 13:44	1	8	9
13:45 - 13:59	8	6	14
14:00 - 14:14	3	2	5
14:15 - 14:29	6	3	9
14:30 - 14:44	12	5	17
14:45 - 14:59	5	10	15
15:00 - 15:14	11	13	24
15:15 - 15:29	12	9	21
15:30 - 15:44	12	7	19
15:45 - 15:59	11	11	22
16:00 - 16:14	19	6	25
16:15 - 16:29	14	9	23
16:30 - 16:44	14	7	21
16:45 - 16:59	13	7	20
17:00 - 17:14	18	7	25
17:15 - 17:29	25	10	35
17:30 - 17:44	17	15	32
17:45 - 17:59	20	6	26
18:00 - 18:14	16	9	25
18:15 - 18:29	18	14	32
18:30 - 18:44	11	5	16
18:45 - 18:59	13	10	23
19:00 - 19:14	13	5	18
19:15 - 19:29	7	8	15
19:30 - 19:44	3	5	8
19:45 - 19:59	5	7	12
20:00 - 20:14	9	5	14
20:15 - 20:29	4	3	7

20:30 - 20:44	3	2	5
20:45 - 20:59	3	5	8
21:00 - 21:14	3	4	7
21:15 - 21:29	4	3	7
21:30 - 21:44	2	6	8
21:45 - 21:59	1	6	7
22:00 - 22:14	3	1	4
22:15 - 22:29	4	7	11
22:30 - 22:44	0	2	2
22:45 - 22:59	2	3	5
23:00 - 23:14	3	1	4
23:15 - 23:29	2	1	3
23:30 - 23:44	1	1	2
23:45 - 23:59	3	1	4
Totals	511	491	1002

AM Peak Time 08:10 - 09:09 07:35 - 08:34 07:35 - 08:34

AM Peak

Volume	31	63	89
--------	----	----	----

PM Peak Time 16:56 - 17:55 17:20 - 18:19 17:17 - 18:16

PM Peak

Volume	81	46	124
--------	----	----	-----





20:30 - 20:44	0	0	0	0	3	2	0	0	0	0	0	0	0	0	0	5
20:45 - 20:59	0	0	0	2	3	2	1	0	0	0	0	0	0	0	0	8
21:00 - 21:14	0	0	0	3	3	1	0	0	0	0	0	0	0	0	0	7
21:15 - 21:29	0	0	0	1	4	2	0	0	0	0	0	0	0	0	0	7
21:30 - 21:44	0	0	1	2	2	3	0	0	0	0	0	0	0	0	0	8
21:45 - 21:59	0	1	0	0	4	2	0	0	0	0	0	0	0	0	0	7
22:00 - 22:14	0	0	2	0	2	0	0	0	0	0	0	0	0	0	0	4
22:15 - 22:29	0	1	1	3	4	1	1	0	0	0	0	0	0	0	0	11
22:30 - 22:44	0	0	0	0	2	0	0	0	0	0	0	0	0	0	0	2
22:45 - 22:59	0	0	1	1	2	0	0	1	0	0	0	0	0	0	0	5
23:00 - 23:14	0	0	0	1	1	2	0	0	0	0	0	0	0	0	0	4
23:15 - 23:29	0	0	0	1	2	0	0	0	0	0	0	0	0	0	0	3
23:30 - 23:44	0	0	0	0	1	0	1	0	0	0	0	0	0	0	0	2
23:45 - 23:59	0	0	2	1	1	0	0	0	0	0	0	0	0	0	0	4
Totals	1	22	62	158	411	280	58	7	2	1	0	0	0	0	0	1002
Percent of Total	0.1	2.2	6.2	15.8	41.0	27.9	5.8	0.7	0.2	0.1	0.0	0.0	0.0	0.0	0.0	100
Percent of AM	0.3	3.1	6.1	15.3	38.8	29.4	5.8	0.9	0.0	0.3	0.0	0.0	0.0	0.0	0.0	100
Percent of PM	0.0	1.8	6.2	16.0	42.1	27.3	5.8	0.6	0.3	0.0	0.0	0.0	0.0	0.0	0.0	100

Standard Deviation:	5.8 MPH	85th Percentile:	29.5 MPH
Mean Speed:	23.9 MPH	15th Percentile:	18.1 MPH
Median Speed:	24.1 MPH	90th Percentile:	30.4 MPH
Modal Speed:	23.5 MPH	95th Percentile:	32.5 MPH

Daily Vehicle Volume Report

Study Date: Thursday, 05/17/2018

Unit ID: 0192

Location: SW 19th Terrace, East of SW 24th Avenue

	Westbound Volume	Eastbound Volume	Total Volume	
00:00 - 00:14	0	0	0	0
00:15 - 00:29	0	0	0	0
00:30 - 00:44	1	0	0	1
00:45 - 00:59	0	0	0	0
01:00 - 01:14	0	0	0	0
01:15 - 01:29	0	0	0	0
01:30 - 01:44	0	0	0	0
01:45 - 01:59	1	0	0	1
02:00 - 02:14	0	0	0	0
02:15 - 02:29	0	0	0	0
02:30 - 02:44	0	0	0	0
02:45 - 02:59	0	0	0	0
03:00 - 03:14	0	0	0	0
03:15 - 03:29	0	0	0	0
03:30 - 03:44	0	0	0	0
03:45 - 03:59	0	0	0	0
04:00 - 04:14	0	1	1	1
04:15 - 04:29	0	0	0	0
04:30 - 04:44	0	0	0	0
04:45 - 04:59	0	1	1	1
05:00 - 05:14	1	2	2	3
05:15 - 05:29	2	1	1	3
05:30 - 05:44	0	2	2	2
05:45 - 05:59	0	2	2	2
06:00 - 06:14	0	2	2	2
06:15 - 06:29	1	1	1	2
06:30 - 06:44	4	3	3	7
06:45 - 06:59	3	3	3	6
07:00 - 07:14	2	6	6	8
07:15 - 07:29	2	3	3	5
07:30 - 07:44	6	2	2	8
07:45 - 07:59	1	9	9	10
08:00 - 08:14	1	12	12	13
08:15 - 08:29	6	7	7	13
08:30 - 08:44	2	13	13	15
08:45 - 08:59	6	5	5	11
09:00 - 09:14	4	10	10	14
09:15 - 09:29	6	2	2	8

09:30 - 09:44	4	3	7
09:45 - 09:59	0	3	3
10:00 - 10:14	3	2	5
10:15 - 10:29	1	0	1
10:30 - 10:44	3	2	5
10:45 - 10:59	1	1	2
11:00 - 11:14	3	0	3
11:15 - 11:29	2	1	3
11:30 - 11:44	5	2	7
11:45 - 11:59	3	1	4
12:00 - 12:14	2	2	4
12:15 - 12:29	3	6	9
12:30 - 12:44	3	3	6
12:45 - 12:59	0	2	2
13:00 - 13:14	4	5	9
13:15 - 13:29	3	1	4
13:30 - 13:44	3	2	5
13:45 - 13:59	3	2	5
14:00 - 14:14	2	1	3
14:15 - 14:29	1	3	4
14:30 - 14:44	4	2	6
14:45 - 14:59	2	3	5
15:00 - 15:14	7	8	15
15:15 - 15:29	5	1	6
15:30 - 15:44	6	4	10
15:45 - 15:59	8	1	9
16:00 - 16:14	4	6	10
16:15 - 16:29	5	2	7
16:30 - 16:44	6	5	11
16:45 - 16:59	11	3	14
17:00 - 17:14	10	3	13
17:15 - 17:29	8	4	12
17:30 - 17:44	8	3	11
17:45 - 17:59	10	5	15
18:00 - 18:14	10	4	14
18:15 - 18:29	5	6	11
18:30 - 18:44	6	2	8
18:45 - 18:59	7	3	10
19:00 - 19:14	6	3	9
19:15 - 19:29	3	5	8
19:30 - 19:44	0	0	0
19:45 - 19:59	1	2	3
20:00 - 20:14	1	2	3
20:15 - 20:29	1	1	2



20:30 - 20:44	0	1	1
20:45 - 20:59	0	2	2
21:00 - 21:14	3	1	4
21:15 - 21:29	2	2	4
21:30 - 21:44	0	1	1
21:45 - 21:59	1	2	3
22:00 - 22:14	1	1	2
22:15 - 22:29	2	2	4
22:30 - 22:44	4	0	4
22:45 - 22:59	0	2	2
23:00 - 23:14	1	1	2
23:15 - 23:29	0	0	0
23:30 - 23:44	0	0	0
23:45 - 23:59	0	1	1
Totals	246	223	469

AM Peak Time 08:32 - 09:31 07:44 - 08:43 08:10 - 09:09

AM Peak

Volume	21	42	57
--------	----	----	----

PM Peak Time 16:43 - 17:42 17:26 - 18:25 17:16 - 18:15

PM Peak

Volume	38	18	54
--------	----	----	----





20:30 - 20:44	0	0	1	0	0	0	0	0	0	0	0	0	0	0	0	1
20:45 - 20:59	0	1	0	1	0	0	0	0	0	0	0	0	0	0	0	2
21:00 - 21:14	0	0	0	3	1	0	0	0	0	0	0	0	0	0	0	4
21:15 - 21:29	0	1	0	1	2	0	0	0	0	0	0	0	0	0	0	4
21:30 - 21:44	0	0	0	1	0	0	0	0	0	0	0	0	0	0	0	1
21:45 - 21:59	0	0	1	1	1	0	0	0	0	0	0	0	0	0	0	3
22:00 - 22:14	0	0	0	1	0	1	0	0	0	0	0	0	0	0	0	2
22:15 - 22:29	0	0	0	1	3	0	0	0	0	0	0	0	0	0	0	4
22:30 - 22:44	0	0	2	0	2	0	0	0	0	0	0	0	0	0	0	4
22:45 - 22:59	0	0	0	1	1	0	0	0	0	0	0	0	0	0	0	2
23:00 - 23:14	0	0	1	1	0	0	0	0	0	0	0	0	0	0	0	2
23:15 - 23:29	0	0	0	0	0	0	0	0	0	0	0	0	0	0	0	0
23:30 - 23:44	0	0	0	0	0	0	0	0	0	0	0	0	0	0	0	0
23:45 - 23:59	0	0	0	0	0	1	0	0	0	0	0	0	0	0	0	1
Totals	3	13	43	98	186	107	17	2	0	0	0	0	0	0	0	469
Percent of Total	0.6	2.8	9.2	20.9	39.7	22.8	3.6	0.4	0.0	0.0	0.0	0.0	0.0	0.0	0.0	100
Percent of AM	0.6	1.7	7.4	18.8	42.0	24.4	4.0	1.1	0.0	0.0	0.0	0.0	0.0	0.0	0.0	100
Percent of PM	0.7	3.4	10.2	22.2	38.2	21.8	3.4	0.0	0.0	0.0	0.0	0.0	0.0	0.0	0.0	100

Standard Deviation:	5.9 MPH	85th Percentile:	28.6 MPH
Mean Speed:	22.6 MPH	15th Percentile:	16.6 MPH
Median Speed:	23.1 MPH	90th Percentile:	29.7 MPH
Modal Speed:	23.5 MPH	95th Percentile:	30.8 MPH

Daily Vehicle Volume Report

Study Date: Thursday, 05/31/2018  
Unit ID: 0143  
Location: SW 20th Street, East of SW 24th Avenue

	Westbound Volume	Eastbound Volume	Total Volume	
00:00 - 00:14	0	0	0	0
00:15 - 00:29	0	0	0	0
00:30 - 00:44	1	0	0	1
00:45 - 00:59	0	1	1	1
01:00 - 01:14	0	0	0	0
01:15 - 01:29	0	0	0	0
01:30 - 01:44	0	1	1	1
01:45 - 01:59	0	1	1	1
02:00 - 02:14	0	0	0	0
02:15 - 02:29	0	0	0	0
02:30 - 02:44	0	0	0	0
02:45 - 02:59	0	0	0	0
03:00 - 03:14	0	0	0	0
03:15 - 03:29	0	0	0	0
03:30 - 03:44	0	0	0	0
03:45 - 03:59	0	0	0	0
04:00 - 04:14	0	1	1	1
04:15 - 04:29	0	0	0	0
04:30 - 04:44	0	0	0	0
04:45 - 04:59	1	0	0	1
05:00 - 05:14	0	0	0	0
05:15 - 05:29	0	0	0	0
05:30 - 05:44	0	2	2	2
05:45 - 05:59	0	0	0	0
06:00 - 06:14	0	2	2	2
06:15 - 06:29	0	0	0	0
06:30 - 06:44	4	0	0	4
06:45 - 06:59	5	3	3	8
07:00 - 07:14	1	3	3	4
07:15 - 07:29	1	5	5	6
07:30 - 07:44	5	4	4	9
07:45 - 07:59	4	9	9	13
08:00 - 08:14	4	13	13	17
08:15 - 08:29	6	14	14	20
08:30 - 08:44	1	7	7	8
08:45 - 08:59	5	3	3	8
09:00 - 09:14	3	8	8	11
09:15 - 09:29	2	6	6	8

09:30 - 09:44	2	3	5
09:45 - 09:59	1	1	2
10:00 - 10:14	6	6	12
10:15 - 10:29	6	3	9
10:30 - 10:44	2	5	7
10:45 - 10:59	3	1	4
11:00 - 11:14	4	1	5
11:15 - 11:29	5	5	10
11:30 - 11:44	6	3	9
11:45 - 11:59	5	4	9
12:00 - 12:14	6	4	10
12:15 - 12:29	2	3	5
12:30 - 12:44	2	2	4
12:45 - 12:59	4	3	7
13:00 - 13:14	3	4	7
13:15 - 13:29	2	1	3
13:30 - 13:44	1	3	4
13:45 - 13:59	4	0	4
14:00 - 14:14	3	7	10
14:15 - 14:29	1	1	2
14:30 - 14:44	1	1	2
14:45 - 14:59	2	3	5
15:00 - 15:14	4	3	7
15:15 - 15:29	6	4	10
15:30 - 15:44	9	4	13
15:45 - 15:59	4	1	5
16:00 - 16:14	10	5	15
16:15 - 16:29	9	3	12
16:30 - 16:44	14	6	20
16:45 - 16:59	9	3	12
17:00 - 17:14	12	3	15
17:15 - 17:29	16	5	21
17:30 - 17:44	12	4	16
17:45 - 17:59	9	10	19
18:00 - 18:14	7	6	13
18:15 - 18:29	6	6	12
18:30 - 18:44	6	4	10
18:45 - 18:59	8	6	14
19:00 - 19:14	6	3	9
19:15 - 19:29	2	3	5
19:30 - 19:44	6	2	8
19:45 - 19:59	2	6	8
20:00 - 20:14	1	1	2
20:15 - 20:29	1	1	2
20:30 - 20:44	3	1	4
20:45 - 20:59	4	3	7

21:00 - 21:14	2	1	3
21:15 - 21:29	2	0	2
21:30 - 21:44	2	1	3
21:45 - 21:59	1	2	3
22:00 - 22:14	1	1	2
22:15 - 22:29	0	2	2
22:30 - 22:44	0	1	1
22:45 - 22:59	1	0	1
23:00 - 23:14	1	0	1
23:15 - 23:29	1	2	3
23:30 - 23:44	2	1	3
23:45 - 23:59	0	1	1
Totals	293	252	545
AM Peak Time	10:53 - 11:52	07:35 - 08:34	07:35 - 08:34
AM Peak Volume	21	43	62
PM Peak Time	16:26 - 17:25	17:33 - 18:32	17:04 - 18:03
PM Peak Volume	54	28	74







21:00 - 21:14	0	0	0	0	2	1	0	0	0	0	0	0	0	0	0	3
21:15 - 21:29	0	0	0	1	0	1	0	0	0	0	0	0	0	0	0	2
21:30 - 21:44	0	0	0	1	1	1	0	0	0	0	0	0	0	0	0	3
21:45 - 21:59	0	0	0	1	0	1	1	0	0	0	0	0	0	0	0	3
22:00 - 22:14	0	0	0	1	1	0	0	0	0	0	0	0	0	0	0	2
22:15 - 22:29	0	0	0	0	0	1	1	0	0	0	0	0	0	0	0	2
22:30 - 22:44	0	0	1	0	0	0	0	0	0	0	0	0	0	0	0	1
22:45 - 22:59	0	0	0	0	0	1	0	0	0	0	0	0	0	0	0	1
23:00 - 23:14	0	0	0	0	1	0	0	0	0	0	0	0	0	0	0	1
23:15 - 23:29	0	0	0	1	1	1	0	0	0	0	0	0	0	0	0	3
23:30 - 23:44	0	0	0	0	2	0	0	1	0	0	0	0	0	0	0	3
23:45 - 23:59	0	0	0	0	1	0	0	0	0	0	0	0	0	0	0	1
Totals	4	18	23	84	223	149	39	5	0	0	0	0	0	0	0	545
Percent of Total	0.7	3.3	4.2	15.4	40.9	27.3	7.2	0.9	0.0	0.0	0.0	0.0	0.0	0.0	0.0	100
Percent of AM	1.0	3.5	4.5	16.2	36.9	31.3	5.6	1.0	0.0	0.0	0.0	0.0	0.0	0.0	0.0	100
Percent of PM	0.6	3.2	4.0	15.0	43.2	25.1	8.1	0.9	0.0	0.0	0.0	0.0	0.0	0.0	0.0	100

Standard Deviation:	6.0 MPH	85th Percentile:	29.7 MPH
Mean Speed:	23.9 MPH	15th Percentile:	18.2 MPH
Median Speed:	24.2 MPH	90th Percentile:	30.6 MPH
Modal Speed:	23.5 MPH	95th Percentile:	33.1 MPH

Daily Vehicle Volume Report

Study Date: Wednesday, 05/23/2018  
Unit ID: 0212  
Location: SW 21st Street, East of SW 24th Avenue

	Westbound Volume	Eastbound Volume	Total Volume	
00:00 - 00:14	0	0	0	0
00:15 - 00:29	0	0	0	0
00:30 - 00:44	0	0	0	0
00:45 - 00:59	0	0	0	0
01:00 - 01:14	0	0	0	0
01:15 - 01:29	1	0	0	1
01:30 - 01:44	1	0	0	1
01:45 - 01:59	0	0	0	0
02:00 - 02:14	0	0	0	0
02:15 - 02:29	0	0	0	0
02:30 - 02:44	0	0	0	0
02:45 - 02:59	1	0	0	1
03:00 - 03:14	0	0	0	0
03:15 - 03:29	0	0	0	0
03:30 - 03:44	0	0	0	0
03:45 - 03:59	0	0	0	0
04:00 - 04:14	0	0	0	0
04:15 - 04:29	0	0	0	0
04:30 - 04:44	1	0	0	1
04:45 - 04:59	0	0	0	0
05:00 - 05:14	0	0	0	0
05:15 - 05:29	0	0	0	0
05:30 - 05:44	0	1	1	1
05:45 - 05:59	0	0	0	0
06:00 - 06:14	1	1	1	2
06:15 - 06:29	0	1	1	1
06:30 - 06:44	1	4	4	5
06:45 - 06:59	2	2	2	4
07:00 - 07:14	7	1	1	8
07:15 - 07:29	3	5	5	8
07:30 - 07:44	0	1	1	1
07:45 - 07:59	7	8	8	15
08:00 - 08:14	7	7	7	14
08:15 - 08:29	9	6	6	15
08:30 - 08:44	14	8	8	22
08:45 - 08:59	13	5	5	18
09:00 - 09:14	6	7	7	13
09:15 - 09:29	11	5	5	16

09:30 - 09:44	5	4	9
09:45 - 09:59	4	6	10
10:00 - 10:14	4	5	9
10:15 - 10:29	4	4	8
10:30 - 10:44	8	1	9
10:45 - 10:59	6	7	13
11:00 - 11:14	6	4	10
11:15 - 11:29	6	2	8
11:30 - 11:44	10	2	12
11:45 - 11:59	10	5	15
12:00 - 12:14	2	2	4
12:15 - 12:29	4	1	5
12:30 - 12:44	7	2	9
12:45 - 12:59	6	4	10
13:00 - 13:14	4	3	7
13:15 - 13:29	4	4	8
13:30 - 13:44	5	5	10
13:45 - 13:59	11	5	16
14:00 - 14:14	18	4	22
14:15 - 14:29	10	2	12
14:30 - 14:44	9	4	13
14:45 - 14:59	9	4	13
15:00 - 15:14	7	5	12
15:15 - 15:29	19	2	21
15:30 - 15:44	15	5	20
15:45 - 15:59	20	5	25
16:00 - 16:14	22	8	30
16:15 - 16:29	22	2	24
16:30 - 16:44	12	5	17
16:45 - 16:59	27	0	27
17:00 - 17:14	21	6	27
17:15 - 17:29	42	1	43
17:30 - 17:44	33	3	36
17:45 - 17:59	33	4	37
18:00 - 18:14	21	7	28
18:15 - 18:29	28	2	30
18:30 - 18:44	17	5	22
18:45 - 18:59	13	11	24
19:00 - 19:14	9	3	12
19:15 - 19:29	7	3	10
19:30 - 19:44	12	3	15
19:45 - 19:59	8	4	12
20:00 - 20:14	4	1	5
20:15 - 20:29	5	1	6

20:30 - 20:44	2	5	7
20:45 - 20:59	0	3	3
21:00 - 21:14	2	2	4
21:15 - 21:29	0	2	2
21:30 - 21:44	2	0	2
21:45 - 21:59	1	0	1
22:00 - 22:14	1	1	2
22:15 - 22:29	1	1	2
22:30 - 22:44	3	2	5
22:45 - 22:59	2	1	3
23:00 - 23:14	1	0	1
23:15 - 23:29	0	1	1
23:30 - 23:44	0	1	1
23:45 - 23:59	0	0	0
Totals	649	247	896

AM Peak Time 08:21 - 09:20 07:49 - 08:48 07:53 - 08:52

AM Peak

Volume	46	31	73
--------	----	----	----

PM Peak Time 16:55 - 17:54 18:04 - 19:03 16:55 - 17:54

PM Peak

Volume	134	26	148
--------	-----	----	-----





20:30 - 20:44	0	0	1	0	1	4	1	0	0	0	0	0	0	0	0	7
20:45 - 20:59	0	0	0	2	1	0	0	0	0	0	0	0	0	0	0	3
21:00 - 21:14	0	0	0	1	2	1	0	0	0	0	0	0	0	0	0	4
21:15 - 21:29	0	0	1	0	0	0	1	0	0	0	0	0	0	0	0	2
21:30 - 21:44	0	0	0	0	0	2	0	0	0	0	0	0	0	0	0	2
21:45 - 21:59	0	0	0	0	0	1	0	0	0	0	0	0	0	0	0	1
22:00 - 22:14	0	0	0	0	2	0	0	0	0	0	0	0	0	0	0	2
22:15 - 22:29	0	0	0	1	0	1	0	0	0	0	0	0	0	0	0	2
22:30 - 22:44	0	1	0	1	0	2	1	0	0	0	0	0	0	0	0	5
22:45 - 22:59	0	0	0	0	1	1	1	0	0	0	0	0	0	0	0	3
23:00 - 23:14	0	0	0	0	1	0	0	0	0	0	0	0	0	0	0	1
23:15 - 23:29	0	0	0	1	0	0	0	0	0	0	0	0	0	0	0	1
23:30 - 23:44	0	0	0	1	0	0	0	0	0	0	0	0	0	0	0	1
23:45 - 23:59	0	0	0	0	0	0	0	0	0	0	0	0	0	0	0	0
Totals	1	9	19	77	269	342	157	16	4	2	0	0	0	0	0	896
Percent of Total	0.1	1.0	2.1	8.6	30.0	38.2	17.5	1.8	0.4	0.2	0.0	0.0	0.0	0.0	0.0	100
Percent of AM	0.0	0.4	4.0	8.0	34.0	32.0	17.6	2.4	0.8	0.8	0.0	0.0	0.0	0.0	0.0	100
Percent of PM	0.2	1.2	1.4	8.8	28.5	40.6	17.5	1.5	0.3	0.0	0.0	0.0	0.0	0.0	0.0	100

Standard Deviation:	5.7 MPH	85th Percentile:	32.4 MPH
Mean Speed:	26.8 MPH	15th Percentile:	21.5 MPH
Median Speed:	27.1 MPH	90th Percentile:	33.8 MPH
Modal Speed:	28.5 MPH	95th Percentile:	35.3 MPH



Daily Vehicle Volume Report

Study Date: Wednesday, 05/23/2018  
Unit ID: 0144  
Location: SW 21st Terrace, East of SW 24th Avenue

	Westbound Volume	Eastbound Volume	Total Volume	
00:00 - 00:14	0	0	0	0
00:15 - 00:29	0	0	0	0
00:30 - 00:44	0	0	0	0
00:45 - 00:59	0	0	0	0
01:00 - 01:14	0	0	0	0
01:15 - 01:29	0	0	0	0
01:30 - 01:44	1	0	0	1
01:45 - 01:59	0	0	0	0
02:00 - 02:14	0	0	0	0
02:15 - 02:29	1	0	0	1
02:30 - 02:44	1	1	1	2
02:45 - 02:59	0	0	0	0
03:00 - 03:14	0	0	0	0
03:15 - 03:29	0	0	0	0
03:30 - 03:44	0	1	1	1
03:45 - 03:59	0	0	0	0
04:00 - 04:14	0	0	0	0
04:15 - 04:29	0	0	0	0
04:30 - 04:44	2	0	0	2
04:45 - 04:59	0	0	0	0
05:00 - 05:14	0	0	0	0
05:15 - 05:29	1	0	0	1
05:30 - 05:44	0	0	0	0
05:45 - 05:59	1	0	0	1
06:00 - 06:14	1	0	0	1
06:15 - 06:29	3	1	1	4
06:30 - 06:44	1	1	1	2
06:45 - 06:59	1	5	5	6
07:00 - 07:14	5	10	10	15
07:15 - 07:29	3	6	6	9
07:30 - 07:44	3	5	5	8
07:45 - 07:59	3	1	1	4
08:00 - 08:14	1	8	8	9
08:15 - 08:29	5	6	6	11
08:30 - 08:44	12	7	7	19
08:45 - 08:59	4	8	8	12
09:00 - 09:14	6	11	11	17
09:15 - 09:29	4	4	4	8

09:30 - 09:44	5	4	9
09:45 - 09:59	9	7	16
10:00 - 10:14	3	8	11
10:15 - 10:29	3	7	10
10:30 - 10:44	6	7	13
10:45 - 10:59	7	8	15
11:00 - 11:14	4	9	13
11:15 - 11:29	8	9	17
11:30 - 11:44	5	6	11
11:45 - 11:59	7	13	20
12:00 - 12:14	9	5	14
12:15 - 12:29	6	10	16
12:30 - 12:44	10	5	15
12:45 - 12:59	7	11	18
13:00 - 13:14	7	3	10
13:15 - 13:29	4	11	15
13:30 - 13:44	8	6	14
13:45 - 13:59	4	10	14
14:00 - 14:14	8	7	15
14:15 - 14:29	14	8	22
14:30 - 14:44	6	6	12
14:45 - 14:59	9	5	14
15:00 - 15:14	10	7	17
15:15 - 15:29	14	3	17
15:30 - 15:44	18	4	22
15:45 - 15:59	8	7	15
16:00 - 16:14	15	10	25
16:15 - 16:29	15	6	21
16:30 - 16:44	10	5	15
16:45 - 16:59	13	4	17
17:00 - 17:14	17	7	24
17:15 - 17:29	19	3	22
17:30 - 17:44	24	8	32
17:45 - 17:59	27	11	38
18:00 - 18:14	24	6	30
18:15 - 18:29	15	8	23
18:30 - 18:44	10	10	20
18:45 - 18:59	15	8	23
19:00 - 19:14	13	8	21
19:15 - 19:29	10	6	16
19:30 - 19:44	3	5	8
19:45 - 19:59	3	5	8
20:00 - 20:14	4	6	10
20:15 - 20:29	0	5	5

20:30 - 20:44	2	8	10
20:45 - 20:59	4	2	6
21:00 - 21:14	0	5	5
21:15 - 21:29	4	4	8
21:30 - 21:44	3	3	6
21:45 - 21:59	1	3	4
22:00 - 22:14	4	2	6
22:15 - 22:29	1	2	3
22:30 - 22:44	3	1	4
22:45 - 22:59	0	1	1
23:00 - 23:14	0	3	3
23:15 - 23:29	0	1	1
23:30 - 23:44	0	3	3
23:45 - 23:59	0	0	0
Totals	517	420	937

AM Peak Time 08:15 - 09:14 11:00 - 11:59 11:00 - 11:59

AM Peak

Volume	27	37	61
--------	----	----	----

PM Peak Time 17:06 - 18:05 17:44 - 18:43 17:06 - 18:05

PM Peak

Volume	97	36	126
--------	----	----	-----





20:30 - 20:44	0	0	3	1	2	3	1	0	0	0	0	0	0	0	0	10
20:45 - 20:59	0	0	1	2	2	1	0	0	0	0	0	0	0	0	0	6
21:00 - 21:14	0	1	0	1	1	2	0	0	0	0	0	0	0	0	0	5
21:15 - 21:29	0	1	1	2	3	1	0	0	0	0	0	0	0	0	0	8
21:30 - 21:44	0	0	1	1	3	1	0	0	0	0	0	0	0	0	0	6
21:45 - 21:59	0	0	2	0	2	0	0	0	0	0	0	0	0	0	0	4
22:00 - 22:14	0	0	0	1	4	1	0	0	0	0	0	0	0	0	0	6
22:15 - 22:29	0	0	1	0	1	1	0	0	0	0	0	0	0	0	0	3
22:30 - 22:44	0	0	1	2	0	1	0	0	0	0	0	0	0	0	0	4
22:45 - 22:59	0	0	0	0	1	0	0	0	0	0	0	0	0	0	0	1
23:00 - 23:14	0	0	0	0	1	2	0	0	0	0	0	0	0	0	0	3
23:15 - 23:29	0	0	0	0	0	1	0	0	0	0	0	0	0	0	0	1
23:30 - 23:44	0	0	0	0	2	0	1	0	0	0	0	0	0	0	0	3
23:45 - 23:59	0	0	0	0	0	0	0	0	0	0	0	0	0	0	0	0
Totals	3	19	67	156	405	230	52	5	0	0	0	0	0	0	0	937
Percent of Total	0.3	2.0	7.2	16.6	43.2	24.5	5.5	0.5	0.0	0.0	0.0	0.0	0.0	0.0	0.0	100
Percent of AM	0.4	1.9	6.3	17.1	40.5	24.9	7.8	1.1	0.0	0.0	0.0	0.0	0.0	0.0	0.0	100
Percent of PM	0.3	2.1	7.5	16.5	44.3	24.4	4.6	0.3	0.0	0.0	0.0	0.0	0.0	0.0	0.0	100

Standard Deviation:	5.7 MPH	85th Percentile:	29.2 MPH
Mean Speed:	23.4 MPH	15th Percentile:	17.6 MPH
Median Speed:	23.8 MPH	90th Percentile:	30.2 MPH
Modal Speed:	23.5 MPH	95th Percentile:	31.9 MPH

Daily Vehicle Volume Report

Study Date: Tuesday, 05/08/2018  
Unit ID: 0154  
Location: SW 23rd Avenue, South of SW 9th Street

	Southbound Volume	Northbound Volume	Total Volume	
00:00 - 00:14	0	0	0	0
00:15 - 00:29	2	0	2	2
00:30 - 00:44	1	1	2	2
00:45 - 00:59	2	1	3	3
01:00 - 01:14	0	1	1	1
01:15 - 01:29	4	0	4	4
01:30 - 01:44	1	0	1	1
01:45 - 01:59	1	1	2	2
02:00 - 02:14	0	0	0	0
02:15 - 02:29	1	0	1	1
02:30 - 02:44	0	0	0	0
02:45 - 02:59	1	2	3	3
03:00 - 03:14	0	0	0	0
03:15 - 03:29	1	0	1	1
03:30 - 03:44	0	0	0	0
03:45 - 03:59	1	0	1	1
04:00 - 04:14	0	0	0	0
04:15 - 04:29	0	1	1	1
04:30 - 04:44	0	2	2	2
04:45 - 04:59	0	0	0	0
05:00 - 05:14	1	1	2	2
05:15 - 05:29	1	0	1	1
05:30 - 05:44	1	3	4	4
05:45 - 05:59	2	2	4	4
06:00 - 06:14	4	2	6	6
06:15 - 06:29	2	5	7	7
06:30 - 06:44	10	10	20	20
06:45 - 06:59	8	4	12	12
07:00 - 07:14	9	16	25	25
07:15 - 07:29	9	16	25	25
07:30 - 07:44	13	16	29	29
07:45 - 07:59	17	14	31	31
08:00 - 08:14	18	20	38	38
08:15 - 08:29	15	12	27	27
08:30 - 08:44	11	12	23	23
08:45 - 08:59	16	8	24	24
09:00 - 09:14	8	15	23	23
09:15 - 09:29	6	12	18	18

09:30 - 09:44	2	10	12
09:45 - 09:59	8	11	19
10:00 - 10:14	7	7	14
10:15 - 10:29	7	8	15
10:30 - 10:44	6	9	15
10:45 - 10:59	4	5	9
11:00 - 11:14	8	7	15
11:15 - 11:29	14	6	20
11:30 - 11:44	6	8	14
11:45 - 11:59	8	7	15
12:00 - 12:14	5	9	14
12:15 - 12:29	10	9	19
12:30 - 12:44	8	8	16
12:45 - 12:59	4	10	14
13:00 - 13:14	5	7	12
13:15 - 13:29	6	5	11
13:30 - 13:44	10	7	17
13:45 - 13:59	5	9	14
14:00 - 14:14	3	13	16
14:15 - 14:29	10	3	13
14:30 - 14:44	13	10	23
14:45 - 14:59	10	11	21
15:00 - 15:14	9	13	22
15:15 - 15:29	10	24	34
15:30 - 15:44	8	21	29
15:45 - 15:59	21	7	28
16:00 - 16:14	7	12	19
16:15 - 16:29	21	14	35
16:30 - 16:44	10	15	25
16:45 - 16:59	19	15	34
17:00 - 17:14	17	21	38
17:15 - 17:29	15	18	33
17:30 - 17:44	19	11	30
17:45 - 17:59	14	18	32
18:00 - 18:14	13	13	26
18:15 - 18:29	18	13	31
18:30 - 18:44	12	12	24
18:45 - 18:59	12	9	21
19:00 - 19:14	15	4	19
19:15 - 19:29	4	7	11
19:30 - 19:44	4	5	9
19:45 - 19:59	9	5	14
20:00 - 20:14	6	5	11
20:15 - 20:29	6	7	13



20:30 - 20:44	4	4	8
20:45 - 20:59	6	1	7
21:00 - 21:14	7	5	12
21:15 - 21:29	5	5	10
21:30 - 21:44	4	6	10
21:45 - 21:59	4	2	6
22:00 - 22:14	4	2	6
22:15 - 22:29	3	0	3
22:30 - 22:44	3	3	6
22:45 - 22:59	3	1	4
23:00 - 23:14	1	2	3
23:15 - 23:29	3	3	6
23:30 - 23:44	4	0	4
23:45 - 23:59	3	0	3
Totals	648	659	1307

AM Peak Time 07:53 - 08:52 07:14 - 08:13 07:27 - 08:26

AM Peak

Volume	65	66	125
--------	----	----	-----

PM Peak Time 16:42 - 17:41 16:23 - 17:22 16:42 - 17:41

PM Peak

Volume	73	71	140
--------	----	----	-----





20:30 - 20:44	0	1	0	2	5	0	0	0	0	0	0	0	0	0	0	8
20:45 - 20:59	0	0	1	1	3	2	0	0	0	0	0	0	0	0	0	7
21:00 - 21:14	0	3	2	3	3	1	0	0	0	0	0	0	0	0	0	12
21:15 - 21:29	1	0	0	2	5	2	0	0	0	0	0	0	0	0	0	10
21:30 - 21:44	0	0	1	5	2	2	0	0	0	0	0	0	0	0	0	10
21:45 - 21:59	0	0	0	2	3	0	0	1	0	0	0	0	0	0	0	6
22:00 - 22:14	0	0	0	2	3	1	0	0	0	0	0	0	0	0	0	6
22:15 - 22:29	0	0	0	0	2	0	1	0	0	0	0	0	0	0	0	3
22:30 - 22:44	0	0	1	4	0	1	0	0	0	0	0	0	0	0	0	6
22:45 - 22:59	0	0	0	2	1	1	0	0	0	0	0	0	0	0	0	4
23:00 - 23:14	0	0	1	1	1	0	0	0	0	0	0	0	0	0	0	3
23:15 - 23:29	0	0	0	2	3	1	0	0	0	0	0	0	0	0	0	6
23:30 - 23:44	0	0	0	1	2	1	0	0	0	0	0	0	0	0	0	4
23:45 - 23:59	0	0	1	1	0	0	1	0	0	0	0	0	0	0	0	3
Totals	31	159	235	404	383	77	15	3	0	0	0	0	0	0	0	1307
Percent of Total	2.4	12.2	18.0	30.9	29.3	5.9	1.1	0.2	0.0	0.0	0.0	0.0	0.0	0.0	0.0	100
Percent of AM	2.0	16.1	20.4	29.5	26.1	4.7	1.2	0.0	0.0	0.0	0.0	0.0	0.0	0.0	0.0	100
Percent of PM	2.6	9.8	16.5	31.7	31.3	6.6	1.1	0.4	0.0	0.0	0.0	0.0	0.0	0.0	0.0	100

Standard Deviation:	6.4 MPH	85th Percentile:	24.7 MPH
Mean Speed:	18.3 MPH	15th Percentile:	11.1 MPH
Median Speed:	18.8 MPH	90th Percentile:	25.5 MPH
Modal Speed:	18.5 MPH	95th Percentile:	27.9 MPH

Daily Vehicle Volume Report

Study Date: Wednesday, 05/23/2018  
Unit ID: 0196  
Location: SW 23rd Avenue, South of SW 10th Street

	Southbound Volume	Northbound Volume	Total Volume	
00:00 - 00:14	0	0	0	0
00:15 - 00:29	1	1	1	2
00:30 - 00:44	3	1	1	4
00:45 - 00:59	2	0	0	2
01:00 - 01:14	2	1	1	3
01:15 - 01:29	0	0	0	0
01:30 - 01:44	1	0	0	1
01:45 - 01:59	1	0	0	1
02:00 - 02:14	0	0	0	0
02:15 - 02:29	0	1	1	1
02:30 - 02:44	1	0	0	1
02:45 - 02:59	0	1	1	1
03:00 - 03:14	0	0	0	0
03:15 - 03:29	1	0	0	1
03:30 - 03:44	0	0	0	0
03:45 - 03:59	1	1	1	2
04:00 - 04:14	0	0	0	0
04:15 - 04:29	0	0	0	0
04:30 - 04:44	0	0	0	0
04:45 - 04:59	1	0	0	1
05:00 - 05:14	1	0	0	1
05:15 - 05:29	1	0	0	1
05:30 - 05:44	0	0	0	0
05:45 - 05:59	1	3	3	4
06:00 - 06:14	1	1	1	2
06:15 - 06:29	1	1	1	2
06:30 - 06:44	3	7	7	10
06:45 - 06:59	4	6	6	10
07:00 - 07:14	1	8	8	9
07:15 - 07:29	6	8	8	14
07:30 - 07:44	11	1	1	12
07:45 - 07:59	9	7	7	16
08:00 - 08:14	8	13	13	21
08:15 - 08:29	14	4	4	18
08:30 - 08:44	4	5	5	9
08:45 - 08:59	3	3	3	6
09:00 - 09:14	5	6	6	11
09:15 - 09:29	1	2	2	3

09:30 - 09:44	4	1	5
09:45 - 09:59	4	5	9
10:00 - 10:14	0	4	4
10:15 - 10:29	4	2	6
10:30 - 10:44	7	2	9
10:45 - 10:59	3	9	12
11:00 - 11:14	5	8	13
11:15 - 11:29	3	5	8
11:30 - 11:44	2	3	5
11:45 - 11:59	3	0	3
12:00 - 12:14	8	3	11
12:15 - 12:29	4	1	5
12:30 - 12:44	3	2	5
12:45 - 12:59	5	4	9
13:00 - 13:14	3	5	8
13:15 - 13:29	8	4	12
13:30 - 13:44	7	3	10
13:45 - 13:59	5	4	9
14:00 - 14:14	4	5	9
14:15 - 14:29	13	6	19
14:30 - 14:44	10	5	15
14:45 - 14:59	5	9	14
15:00 - 15:14	6	4	10
15:15 - 15:29	7	10	17
15:30 - 15:44	9	6	15
15:45 - 15:59	12	9	21
16:00 - 16:14	8	6	14
16:15 - 16:29	13	3	16
16:30 - 16:44	5	6	11
16:45 - 16:59	11	6	17
17:00 - 17:14	11	4	15
17:15 - 17:29	17	5	22
17:30 - 17:44	10	5	15
17:45 - 17:59	10	6	16
18:00 - 18:14	8	7	15
18:15 - 18:29	11	7	18
18:30 - 18:44	8	12	20
18:45 - 18:59	12	5	17
19:00 - 19:14	8	1	9
19:15 - 19:29	8	6	14
19:30 - 19:44	11	5	16
19:45 - 19:59	4	7	11
20:00 - 20:14	13	2	15
20:15 - 20:29	5	2	7

20:30 - 20:44	2	1	3
20:45 - 20:59	5	5	10
21:00 - 21:14	4	2	6
21:15 - 21:29	2	1	3
21:30 - 21:44	1	1	2
21:45 - 21:59	3	3	6
22:00 - 22:14	2	0	2
22:15 - 22:29	3	0	3
22:30 - 22:44	3	0	3
22:45 - 22:59	0	1	1
23:00 - 23:14	5	3	8
23:15 - 23:29	1	0	1
23:30 - 23:44	1	0	1
23:45 - 23:59	0	0	0
Totals	437	312	749

AM Peak Time 07:30 - 08:29 06:27 - 07:26 07:33 - 08:32

AM Peak

Volume	42	29	69
--------	----	----	----

PM Peak Time 16:47 - 17:46 17:48 - 18:47 17:05 - 18:04

PM Peak

Volume	52	34	74
--------	----	----	----







20:30 - 20:44	0	0	0	2	0	1	0	0	0	0	0	0	0	0	0	3
20:45 - 20:59	0	1	1	4	4	0	0	0	0	0	0	0	0	0	0	10
21:00 - 21:14	0	0	1	4	1	0	0	0	0	0	0	0	0	0	0	6
21:15 - 21:29	0	0	1	1	1	0	0	0	0	0	0	0	0	0	0	3
21:30 - 21:44	0	1	0	1	0	0	0	0	0	0	0	0	0	0	0	2
21:45 - 21:59	0	1	0	2	3	0	0	0	0	0	0	0	0	0	0	6
22:00 - 22:14	0	0	0	1	1	0	0	0	0	0	0	0	0	0	0	2
22:15 - 22:29	0	0	0	2	1	0	0	0	0	0	0	0	0	0	0	3
22:30 - 22:44	0	1	0	0	2	0	0	0	0	0	0	0	0	0	0	3
22:45 - 22:59	0	0	0	1	0	0	0	0	0	0	0	0	0	0	0	1
23:00 - 23:14	0	0	2	1	4	1	0	0	0	0	0	0	0	0	0	8
23:15 - 23:29	0	0	0	1	0	0	0	0	0	0	0	0	0	0	0	1
23:30 - 23:44	0	0	0	1	0	0	0	0	0	0	0	0	0	0	0	1
23:45 - 23:59	0	0	0	0	0	0	0	0	0	0	0	0	0	0	0	0
Totals	1	25	112	306	281	22	2	0	0	0	0	0	0	0	0	749
Percent of Total	0.1	3.3	15.0	40.9	37.5	2.9	0.3	0.0	0.0	0.0	0.0	0.0	0.0	0.0	0.0	100
Percent of AM	0.0	3.3	16.0	43.2	35.8	1.2	0.4	0.0	0.0	0.0	0.0	0.0	0.0	0.0	0.0	100
Percent of PM	0.2	3.4	14.4	39.7	38.3	3.8	0.2	0.0	0.0	0.0	0.0	0.0	0.0	0.0	0.0	100

Standard Deviation:	4.6 MPH	85th Percentile:	24.4 MPH
Mean Speed:	19.6 MPH	15th Percentile:	14.8 MPH
Median Speed:	19.9 MPH	90th Percentile:	25.1 MPH
Modal Speed:	18.5 MPH	95th Percentile:	25.8 MPH

Daily Vehicle Volume Report

Study Date: Thursday, 05/10/2018  
 Unit ID: 0149  
 Location: SW 23rd Avenue, South of SW 14th Street

	Southbound Volume	Northbound Volume	Total Volume
00:00 - 00:14	0	0	0
00:15 - 00:29	0	0	0
00:30 - 00:44	0	0	0
00:45 - 00:59	0	0	0
01:00 - 01:14	1	3	4
01:15 - 01:29	0	0	0
01:30 - 01:44	0	0	0
01:45 - 01:59	0	0	0
02:00 - 02:14	0	0	0
02:15 - 02:29	0	0	0
02:30 - 02:44	0	1	1
02:45 - 02:59	0	1	1
03:00 - 03:14	0	0	0
03:15 - 03:29	0	0	0
03:30 - 03:44	0	0	0
03:45 - 03:59	0	0	0
04:00 - 04:14	0	0	0
04:15 - 04:29	1	0	1
04:30 - 04:44	0	0	0
04:45 - 04:59	0	0	0
05:00 - 05:14	0	0	0
05:15 - 05:29	0	0	0
05:30 - 05:44	0	0	0
05:45 - 05:59	0	1	1
06:00 - 06:14	1	0	1
06:15 - 06:29	0	0	0
06:30 - 06:44	2	4	6
06:45 - 06:59	2	3	5
07:00 - 07:14	2	2	4
07:15 - 07:29	0	5	5
07:30 - 07:44	6	4	10
07:45 - 07:59	1	6	7
08:00 - 08:14	2	4	6
08:15 - 08:29	3	6	9
08:30 - 08:44	0	2	2
08:45 - 08:59	3	2	5
09:00 - 09:14	0	3	3
09:15 - 09:29	1	1	2

09:30 - 09:44	0	3	3
09:45 - 09:59	1	0	1
10:00 - 10:14	1	2	3
10:15 - 10:29	2	4	6
10:30 - 10:44	1	1	2
10:45 - 10:59	2	0	2
11:00 - 11:14	1	1	2
11:15 - 11:29	2	3	5
11:30 - 11:44	3	2	5
11:45 - 11:59	2	5	7
12:00 - 12:14	1	4	5
12:15 - 12:29	1	1	2
12:30 - 12:44	0	1	1
12:45 - 12:59	2	0	2
13:00 - 13:14	0	4	4
13:15 - 13:29	3	2	5
13:30 - 13:44	1	1	2
13:45 - 13:59	1	6	7
14:00 - 14:14	2	5	7
14:15 - 14:29	0	4	4
14:30 - 14:44	2	2	4
14:45 - 14:59	1	3	4
15:00 - 15:14	2	3	5
15:15 - 15:29	2	3	5
15:30 - 15:44	3	3	6
15:45 - 15:59	0	3	3
16:00 - 16:14	1	4	5
16:15 - 16:29	2	3	5
16:30 - 16:44	0	5	5
16:45 - 16:59	3	6	9
17:00 - 17:14	3	3	6
17:15 - 17:29	5	5	10
17:30 - 17:44	2	12	14
17:45 - 17:59	5	6	11
18:00 - 18:14	0	3	3
18:15 - 18:29	2	6	8
18:30 - 18:44	4	4	8
18:45 - 18:59	2	8	10
19:00 - 19:14	6	3	9
19:15 - 19:29	0	3	3
19:30 - 19:44	2	2	4
19:45 - 19:59	4	4	8
20:00 - 20:14	0	6	6
20:15 - 20:29	0	4	4

20:30 - 20:44	0	2	2
20:45 - 20:59	1	1	2
21:00 - 21:14	1	2	3
21:15 - 21:29	2	0	2
21:30 - 21:44	3	1	4
21:45 - 21:59	2	2	4
22:00 - 22:14	0	1	1
22:15 - 22:29	0	2	2
22:30 - 22:44	2	2	4
22:45 - 22:59	0	1	1
23:00 - 23:14	0	1	1
23:15 - 23:29	0	1	1
23:30 - 23:44	0	1	1
23:45 - 23:59	0	0	0
Totals	113	218	331

AM Peak Time 07:29 - 08:28 07:19 - 08:18 07:19 - 08:18

AM Peak

Volume	12	23	32
--------	----	----	----

PM Peak Time 16:57 - 17:56 17:20 - 18:19 16:57 - 17:56

PM Peak

Volume	16	29	43
--------	----	----	----





20:30 - 20:44	0	0	0	1	1	0	0	0	0	0	0	0	0	0	0	2
20:45 - 20:59	0	0	1	1	0	0	0	0	0	0	0	0	0	0	0	2
21:00 - 21:14	0	0	0	2	1	0	0	0	0	0	0	0	0	0	0	3
21:15 - 21:29	0	0	0	2	0	0	0	0	0	0	0	0	0	0	0	2
21:30 - 21:44	0	0	0	4	0	0	0	0	0	0	0	0	0	0	0	4
21:45 - 21:59	0	0	1	2	1	0	0	0	0	0	0	0	0	0	0	4
22:00 - 22:14	0	0	0	1	0	0	0	0	0	0	0	0	0	0	0	1
22:15 - 22:29	0	0	0	1	1	0	0	0	0	0	0	0	0	0	0	2
22:30 - 22:44	0	0	0	3	1	0	0	0	0	0	0	0	0	0	0	4
22:45 - 22:59	0	0	0	1	0	0	0	0	0	0	0	0	0	0	0	1
23:00 - 23:14	0	0	1	0	0	0	0	0	0	0	0	0	0	0	0	1
23:15 - 23:29	0	0	0	1	0	0	0	0	0	0	0	0	0	0	0	1
23:30 - 23:44	0	1	0	0	0	0	0	0	0	0	0	0	0	0	0	1
23:45 - 23:59	0	0	0	0	0	0	0	0	0	0	0	0	0	0	0	0
Totals	0	16	56	161	86	10	2	0	0	0	0	0	0	0	0	331
Percent of Total	0.0	4.8	16.9	48.6	26.0	3.0	0.6	0.0	0.0	0.0	0.0	0.0	0.0	0.0	0.0	100
Percent of AM	0.0	7.3	15.6	43.1	25.7	7.3	0.9	0.0	0.0	0.0	0.0	0.0	0.0	0.0	0.0	100
Percent of PM	0.0	3.6	17.6	51.4	26.1	0.9	0.5	0.0	0.0	0.0	0.0	0.0	0.0	0.0	0.0	100

Standard Deviation:	4.7 MPH	85th Percentile:	23.8 MPH
Mean Speed:	18.9 MPH	15th Percentile:	14.0 MPH
Median Speed:	18.9 MPH	90th Percentile:	24.7 MPH
Modal Speed:	18.5 MPH	95th Percentile:	25.7 MPH



Daily Vehicle Volume Report

Study Date: Wednesday, 05/16/2018  
Unit ID: 0084  
Location: SW 23rd Avenue, South of SW 17th Lane

	Southbound Volume	Northbound Volume	Total Volume
00:00 - 00:14	0	3	3
00:15 - 00:29	1	1	2
00:30 - 00:44	2	0	2
00:45 - 00:59	3	0	3
01:00 - 01:14	0	3	3
01:15 - 01:29	0	0	0
01:30 - 01:44	0	0	0
01:45 - 01:59	0	0	0
02:00 - 02:14	0	1	1
02:15 - 02:29	0	1	1
02:30 - 02:44	0	1	1
02:45 - 02:59	1	1	2
03:00 - 03:14	0	0	0
03:15 - 03:29	0	1	1
03:30 - 03:44	0	3	3
03:45 - 03:59	1	1	2
04:00 - 04:14	0	2	2
04:15 - 04:29	0	0	0
04:30 - 04:44	0	0	0
04:45 - 04:59	2	2	4
05:00 - 05:14	0	0	0
05:15 - 05:29	1	3	4
05:30 - 05:44	2	0	2
05:45 - 05:59	3	0	3
06:00 - 06:14	1	1	2
06:15 - 06:29	1	4	5
06:30 - 06:44	1	1	2
06:45 - 06:59	2	3	5
07:00 - 07:14	5	3	8
07:15 - 07:29	3	7	10
07:30 - 07:44	5	5	10
07:45 - 07:59	6	6	12
08:00 - 08:14	3	8	11
08:15 - 08:29	6	6	12
08:30 - 08:44	4	7	11
08:45 - 08:59	7	11	18
09:00 - 09:14	6	12	18
09:15 - 09:29	4	5	9

09:30 - 09:44	6	2	8
09:45 - 09:59	6	10	16
10:00 - 10:14	9	7	16
10:15 - 10:29	11	8	19
10:30 - 10:44	11	5	16
10:45 - 10:59	5	6	11
11:00 - 11:14	5	7	12
11:15 - 11:29	6	3	9
11:30 - 11:44	4	6	10
11:45 - 11:59	4	6	10
12:00 - 12:14	4	6	10
12:15 - 12:29	5	0	5
12:30 - 12:44	5	6	11
12:45 - 12:59	7	4	11
13:00 - 13:14	3	3	6
13:15 - 13:29	6	7	13
13:30 - 13:44	7	8	15
13:45 - 13:59	7	7	14
14:00 - 14:14	5	3	8
14:15 - 14:29	7	7	14
14:30 - 14:44	4	4	8
14:45 - 14:59	10	10	20
15:00 - 15:14	7	10	17
15:15 - 15:29	9	5	14
15:30 - 15:44	9	6	15
15:45 - 15:59	4	11	15
16:00 - 16:14	4	12	16
16:15 - 16:29	9	9	18
16:30 - 16:44	2	12	14
16:45 - 16:59	7	12	19
17:00 - 17:14	6	7	13
17:15 - 17:29	13	13	26
17:30 - 17:44	8	16	24
17:45 - 17:59	5	13	18
18:00 - 18:14	6	12	18
18:15 - 18:29	9	7	16
18:30 - 18:44	5	9	14
18:45 - 18:59	8	16	24
19:00 - 19:14	3	12	15
19:15 - 19:29	2	7	9
19:30 - 19:44	6	5	11
19:45 - 19:59	8	5	13
20:00 - 20:14	5	5	10
20:15 - 20:29	6	5	11

20:30 - 20:44	7	7	14
20:45 - 20:59	6	5	11
21:00 - 21:14	2	4	6
21:15 - 21:29	2	3	5
21:30 - 21:44	5	2	7
21:45 - 21:59	3	2	5
22:00 - 22:14	4	5	9
22:15 - 22:29	3	3	6
22:30 - 22:44	1	1	2
22:45 - 22:59	1	1	2
23:00 - 23:14	2	3	5
23:15 - 23:29	1	1	2
23:30 - 23:44	0	1	1
23:45 - 23:59	0	3	3
Totals	385	477	862

AM Peak Time 09:34 - 10:33 08:12 - 09:11 09:45 - 10:44

AM Peak

Volume	37	37	67
--------	----	----	----

PM Peak Time 16:50 - 17:49 17:16 - 18:15 17:16 - 18:15

PM Peak

Volume	37	55	87
--------	----	----	----





20:30 - 20:44	0	1	4	4	5	0	0	0	0	0	0	0	0	0	0	14
20:45 - 20:59	0	0	0	3	8	0	0	0	0	0	0	0	0	0	0	11
21:00 - 21:14	0	0	1	2	2	0	1	0	0	0	0	0	0	0	0	6
21:15 - 21:29	0	0	2	1	2	0	0	0	0	0	0	0	0	0	0	5
21:30 - 21:44	0	0	4	1	1	1	0	0	0	0	0	0	0	0	0	7
21:45 - 21:59	0	0	0	2	2	1	0	0	0	0	0	0	0	0	0	5
22:00 - 22:14	0	0	2	3	4	0	0	0	0	0	0	0	0	0	0	9
22:15 - 22:29	0	0	1	3	1	1	0	0	0	0	0	0	0	0	0	6
22:30 - 22:44	0	0	1	0	1	0	0	0	0	0	0	0	0	0	0	2
22:45 - 22:59	0	0	0	2	0	0	0	0	0	0	0	0	0	0	0	2
23:00 - 23:14	0	0	1	2	2	0	0	0	0	0	0	0	0	0	0	5
23:15 - 23:29	0	0	0	0	1	1	0	0	0	0	0	0	0	0	0	2
23:30 - 23:44	0	0	0	1	0	0	0	0	0	0	0	0	0	0	0	1
23:45 - 23:59	0	0	0	1	1	1	0	0	0	0	0	0	0	0	0	3
Totals	3	25	138	267	298	104	24	2	1	0	0	0	0	0	0	862
Percent of Total	0.3	2.9	16.0	31.0	34.6	12.1	2.8	0.2	0.1	0.0	0.0	0.0	0.0	0.0	0.0	100
Percent of AM	0.3	2.3	12.7	31.1	35.5	13.0	4.7	0.3	0.0	0.0	0.0	0.0	0.0	0.0	0.0	100
Percent of PM	0.4	3.2	17.8	30.9	34.1	11.5	1.8	0.2	0.2	0.0	0.0	0.0	0.0	0.0	0.0	100

Standard Deviation:	5.8 MPH	85th Percentile:	26.1 MPH
Mean Speed:	20.8 MPH	15th Percentile:	14.7 MPH
Median Speed:	21.0 MPH	90th Percentile:	28.1 MPH
Modal Speed:	23.5 MPH	95th Percentile:	30.2 MPH

Daily Vehicle Volume Report

Study Date: Tuesday, 05/08/2018  
Unit ID: 0144  
Location: SW 9th Street, West of SW 22nd Avenue

	Westbound Volume	Eastbound Volume	Total Volume	
00:00 - 00:14	1	0	0	1
00:15 - 00:29	2	0	0	2
00:30 - 00:44	1	1	1	2
00:45 - 00:59	1	1	1	2
01:00 - 01:14	0	0	0	0
01:15 - 01:29	3	0	0	3
01:30 - 01:44	0	0	0	0
01:45 - 01:59	2	0	0	2
02:00 - 02:14	0	0	0	0
02:15 - 02:29	2	0	0	2
02:30 - 02:44	0	0	0	0
02:45 - 02:59	1	0	0	1
03:00 - 03:14	0	0	0	0
03:15 - 03:29	3	0	0	3
03:30 - 03:44	0	0	0	0
03:45 - 03:59	0	0	0	0
04:00 - 04:14	1	0	0	1
04:15 - 04:29	0	0	0	0
04:30 - 04:44	1	0	0	1
04:45 - 04:59	1	0	0	1
05:00 - 05:14	2	0	0	2
05:15 - 05:29	1	1	1	2
05:30 - 05:44	1	2	2	3
05:45 - 05:59	4	1	1	5
06:00 - 06:14	5	4	4	9
06:15 - 06:29	5	1	1	6
06:30 - 06:44	6	2	2	8
06:45 - 06:59	10	5	5	15
07:00 - 07:14	20	0	0	20
07:15 - 07:29	21	9	9	30
07:30 - 07:44	13	7	7	20
07:45 - 07:59	18	7	7	25
08:00 - 08:14	24	9	9	33
08:15 - 08:29	17	9	9	26
08:30 - 08:44	29	4	4	33
08:45 - 08:59	15	10	10	25
09:00 - 09:14	22	3	3	25
09:15 - 09:29	13	4	4	17

09:30 - 09:44	9	3	12
09:45 - 09:59	14	2	16
10:00 - 10:14	14	7	21
10:15 - 10:29	19	5	24
10:30 - 10:44	12	5	17
10:45 - 10:59	13	2	15
11:00 - 11:14	19	2	21
11:15 - 11:29	18	1	19
11:30 - 11:44	8	4	12
11:45 - 11:59	9	10	19
12:00 - 12:14	14	5	19
12:15 - 12:29	11	3	14
12:30 - 12:44	15	2	17
12:45 - 12:59	17	2	19
13:00 - 13:14	6	3	9
13:15 - 13:29	10	4	14
13:30 - 13:44	11	4	15
13:45 - 13:59	18	9	27
14:00 - 14:14	10	3	13
14:15 - 14:29	16	7	23
14:30 - 14:44	20	4	24
14:45 - 14:59	16	5	21
15:00 - 15:14	20	9	29
15:15 - 15:29	20	6	26
15:30 - 15:44	18	7	25
15:45 - 15:59	15	8	23
16:00 - 16:14	27	5	32
16:15 - 16:29	27	8	35
16:30 - 16:44	18	10	28
16:45 - 16:59	18	4	22
17:00 - 17:14	18	6	24
17:15 - 17:29	20	6	26
17:30 - 17:44	17	2	19
17:45 - 17:59	27	4	31
18:00 - 18:14	23	5	28
18:15 - 18:29	28	5	33
18:30 - 18:44	23	7	30
18:45 - 18:59	20	9	29
19:00 - 19:14	19	2	21
19:15 - 19:29	13	3	16
19:30 - 19:44	9	3	12
19:45 - 19:59	6	2	8
20:00 - 20:14	6	0	6
20:15 - 20:29	8	1	9



20:30 - 20:44	3	0	3
20:45 - 20:59	5	1	6
21:00 - 21:14	11	3	14
21:15 - 21:29	8	1	9
21:30 - 21:44	6	1	7
21:45 - 21:59	6	1	7
22:00 - 22:14	7	4	11
22:15 - 22:29	4	1	5
22:30 - 22:44	2	0	2
22:45 - 22:59	2	1	3
23:00 - 23:14	5	1	6
23:15 - 23:29	6	3	9
23:30 - 23:44	2	1	3
23:45 - 23:59	4	1	5
Totals	1015	303	1318

AM Peak Time 07:48 - 08:47 07:17 - 08:16 07:47 - 08:46

AM Peak

Volume	94	34	123
--------	----	----	-----

PM Peak Time 17:46 - 18:45 15:49 - 16:48 17:50 - 18:49

PM Peak

Volume	104	33	130
--------	-----	----	-----





20:30 - 20:44	0	0	0	0	1	2	0	0	0	0	0	0	0	0	0	3
20:45 - 20:59	0	0	0	2	2	1	1	0	0	0	0	0	0	0	0	6
21:00 - 21:14	1	0	2	2	2	5	1	1	0	0	0	0	0	0	0	14
21:15 - 21:29	0	2	0	1	2	4	0	0	0	0	0	0	0	0	0	9
21:30 - 21:44	0	0	1	4	0	1	1	0	0	0	0	0	0	0	0	7
21:45 - 21:59	0	0	0	0	3	1	2	0	1	0	0	0	0	0	0	7
22:00 - 22:14	0	1	0	2	5	2	1	0	0	0	0	0	0	0	0	11
22:15 - 22:29	0	0	0	0	4	1	0	0	0	0	0	0	0	0	0	5
22:30 - 22:44	0	0	0	0	0	1	0	1	0	0	0	0	0	0	0	2
22:45 - 22:59	0	0	0	0	3	0	0	0	0	0	0	0	0	0	0	3
23:00 - 23:14	0	0	0	0	2	2	2	0	0	0	0	0	0	0	0	6
23:15 - 23:29	0	0	2	3	1	2	1	0	0	0	0	0	0	0	0	9
23:30 - 23:44	0	0	1	1	0	1	0	0	0	0	0	0	0	0	0	3
23:45 - 23:59	0	0	0	0	2	1	2	0	0	0	0	0	0	0	0	5
Totals	8	27	107	213	384	341	174	52	10	1	0	0	0	1	0	1318
Percent of Total	0.6	2.0	8.1	16.2	29.1	25.9	13.2	3.9	0.8	0.1	0.0	0.0	0.0	0.1	0.0	100
Percent of AM	1.0	2.2	7.6	16.0	28.7	27.3	12.6	3.4	1.2	0.0	0.0	0.0	0.0	0.0	0.0	100
Percent of PM	0.4	2.0	8.4	16.3	29.4	25.0	13.6	4.3	0.5	0.1	0.0	0.0	0.0	0.1	0.0	100

Standard Deviation:	7.3 MPH	85th Percentile:	32.1 MPH
Mean Speed:	24.9 MPH	15th Percentile:	17.3 MPH
Median Speed:	25.0 MPH	90th Percentile:	34.0 MPH
Modal Speed:	23.5 MPH	95th Percentile:	35.9 MPH

Daily Vehicle Volume Report

Study Date: Tuesday, 05/08/2018  
Unit ID: 0186  
Location: SW 10th Street, West of SW 22nd Avenue

	Westbound Volume	Eastbound Volume	Total Volume	
00:00 - 00:14	0	0	0	0
00:15 - 00:29	0	0	0	0
00:30 - 00:44	4	1	5	5
00:45 - 00:59	1	1	2	2
01:00 - 01:14	0	1	1	1
01:15 - 01:29	0	0	0	0
01:30 - 01:44	0	1	1	1
01:45 - 01:59	1	0	1	1
02:00 - 02:14	0	0	0	0
02:15 - 02:29	0	0	0	0
02:30 - 02:44	1	1	2	2
02:45 - 02:59	1	0	1	1
03:00 - 03:14	0	0	0	0
03:15 - 03:29	0	0	0	0
03:30 - 03:44	1	2	3	3
03:45 - 03:59	0	0	0	0
04:00 - 04:14	1	1	2	2
04:15 - 04:29	1	0	1	1
04:30 - 04:44	2	0	2	2
04:45 - 04:59	2	1	3	3
05:00 - 05:14	0	0	0	0
05:15 - 05:29	0	1	1	1
05:30 - 05:44	1	2	3	3
05:45 - 05:59	3	2	5	5
06:00 - 06:14	3	6	9	9
06:15 - 06:29	4	10	14	14
06:30 - 06:44	10	14	24	24
06:45 - 06:59	5	6	11	11
07:00 - 07:14	12	15	27	27
07:15 - 07:29	14	21	35	35
07:30 - 07:44	8	24	32	32
07:45 - 07:59	8	20	28	28
08:00 - 08:14	9	29	38	38
08:15 - 08:29	16	25	41	41
08:30 - 08:44	10	9	19	19
08:45 - 08:59	3	14	17	17
09:00 - 09:14	3	9	12	12
09:15 - 09:29	12	9	21	21

09:30 - 09:44	7	8	15
09:45 - 09:59	6	10	16
10:00 - 10:14	5	2	7
10:15 - 10:29	4	8	12
10:30 - 10:44	9	5	14
10:45 - 10:59	11	2	13
11:00 - 11:14	4	7	11
11:15 - 11:29	7	9	16
11:30 - 11:44	9	9	18
11:45 - 11:59	7	6	13
12:00 - 12:14	9	11	20
12:15 - 12:29	5	5	10
12:30 - 12:44	7	13	20
12:45 - 12:59	11	6	17
13:00 - 13:14	10	5	15
13:15 - 13:29	8	7	15
13:30 - 13:44	8	6	14
13:45 - 13:59	9	10	19
14:00 - 14:14	12	13	25
14:15 - 14:29	10	6	16
14:30 - 14:44	12	21	33
14:45 - 14:59	9	10	19
15:00 - 15:14	20	8	28
15:15 - 15:29	24	10	34
15:30 - 15:44	22	22	44
15:45 - 15:59	8	14	22
16:00 - 16:14	10	13	23
16:15 - 16:29	22	13	35
16:30 - 16:44	19	14	33
16:45 - 16:59	12	9	21
17:00 - 17:14	16	17	33
17:15 - 17:29	23	19	42
17:30 - 17:44	20	12	32
17:45 - 17:59	16	13	29
18:00 - 18:14	11	21	32
18:15 - 18:29	15	13	28
18:30 - 18:44	15	9	24
18:45 - 18:59	5	6	11
19:00 - 19:14	13	11	24
19:15 - 19:29	14	4	18
19:30 - 19:44	4	6	10
19:45 - 19:59	9	3	12
20:00 - 20:14	7	2	9
20:15 - 20:29	5	6	11

20:30 - 20:44	2	2	4
20:45 - 20:59	4	3	7
21:00 - 21:14	11	3	14
21:15 - 21:29	1	2	3
21:30 - 21:44	6	3	9
21:45 - 21:59	5	4	9
22:00 - 22:14	5	3	8
22:15 - 22:29	4	4	8
22:30 - 22:44	5	2	7
22:45 - 22:59	2	0	2
23:00 - 23:14	3	3	6
23:15 - 23:29	1	1	2
23:30 - 23:44	2	0	2
23:45 - 23:59	1	0	1
Totals	677	679	1356

AM Peak Time 07:34 - 08:33 07:28 - 08:27 07:28 - 08:27

AM Peak

Volume	45	101	143
--------	----	-----	-----

PM Peak Time 14:39 - 15:38 17:17 - 18:16 17:17 - 18:16

PM Peak

Volume	80	68	141
--------	----	----	-----







20:30 - 20:44	0	0	0	1	3	0	0	0	0	0	0	0	0	0	0	4
20:45 - 20:59	0	1	0	1	3	1	1	0	0	0	0	0	0	0	0	7
21:00 - 21:14	0	1	1	0	6	5	1	0	0	0	0	0	0	0	0	14
21:15 - 21:29	0	1	0	0	0	2	0	0	0	0	0	0	0	0	0	3
21:30 - 21:44	0	0	0	1	3	4	1	0	0	0	0	0	0	0	0	9
21:45 - 21:59	0	0	0	1	3	1	4	0	0	0	0	0	0	0	0	9
22:00 - 22:14	0	0	0	3	3	2	0	0	0	0	0	0	0	0	0	8
22:15 - 22:29	0	0	0	1	4	3	0	0	0	0	0	0	0	0	0	8
22:30 - 22:44	0	0	0	2	4	1	0	0	0	0	0	0	0	0	0	7
22:45 - 22:59	0	1	0	0	0	1	0	0	0	0	0	0	0	0	0	2
23:00 - 23:14	0	0	0	2	2	2	0	0	0	0	0	0	0	0	0	6
23:15 - 23:29	0	0	0	0	1	1	0	0	0	0	0	0	0	0	0	2
23:30 - 23:44	0	0	0	0	1	1	0	0	0	0	0	0	0	0	0	2
23:45 - 23:59	0	0	0	0	1	0	0	0	0	0	0	0	0	0	0	1
Totals	5	30	51	159	490	442	151	25	2	1	0	0	0	0	0	1356
Percent of Total	0.4	2.2	3.8	11.7	36.1	32.6	11.1	1.8	0.1	0.1	0.0	0.0	0.0	0.0	0.0	100
Percent of AM	0.6	2.0	3.4	10.3	36.5	32.9	11.5	2.4	0.2	0.2	0.0	0.0	0.0	0.0	0.0	100
Percent of PM	0.2	2.3	4.0	12.6	35.9	32.4	10.9	1.5	0.1	0.0	0.0	0.0	0.0	0.0	0.0	100

Standard Deviation:	6.1 MPH	85th Percentile:	30.7 MPH
Mean Speed:	25.2 MPH	15th Percentile:	19.7 MPH
Median Speed:	25.4 MPH	90th Percentile:	32.4 MPH
Modal Speed:	23.5 MPH	95th Percentile:	34.7 MPH

Daily Vehicle Volume Report

Study Date: Wednesday, 05/09/2018  
Unit ID: 0212  
Location: SW 11th Street, West of SW 22nd Avenue

	Westbound Volume	Eastbound Volume	Total Volume	
00:00 - 00:14	0	0	0	0
00:15 - 00:29	0	0	0	0
00:30 - 00:44	0	0	0	0
00:45 - 00:59	1	0	0	1
01:00 - 01:14	0	0	0	0
01:15 - 01:29	1	0	0	1
01:30 - 01:44	1	0	0	1
01:45 - 01:59	0	0	0	0
02:00 - 02:14	0	0	0	0
02:15 - 02:29	0	0	0	0
02:30 - 02:44	0	0	0	0
02:45 - 02:59	0	1	1	1
03:00 - 03:14	0	0	0	0
03:15 - 03:29	0	0	0	0
03:30 - 03:44	0	0	0	0
03:45 - 03:59	0	0	0	0
04:00 - 04:14	0	0	0	0
04:15 - 04:29	0	0	0	0
04:30 - 04:44	0	0	0	0
04:45 - 04:59	1	1	1	2
05:00 - 05:14	0	0	0	0
05:15 - 05:29	1	2	2	3
05:30 - 05:44	0	0	0	0
05:45 - 05:59	2	1	1	3
06:00 - 06:14	0	2	2	2
06:15 - 06:29	1	2	2	3
06:30 - 06:44	1	2	2	3
06:45 - 06:59	1	2	2	3
07:00 - 07:14	1	3	3	4
07:15 - 07:29	1	6	6	7
07:30 - 07:44	2	4	4	6
07:45 - 07:59	4	6	6	10
08:00 - 08:14	2	8	8	10
08:15 - 08:29	1	1	1	2
08:30 - 08:44	4	6	6	10
08:45 - 08:59	1	4	4	5
09:00 - 09:14	3	6	6	9
09:15 - 09:29	6	7	7	13

09:30 - 09:44	4	1	5
09:45 - 09:59	1	2	3
10:00 - 10:14	3	2	5
10:15 - 10:29	2	2	4
10:30 - 10:44	5	4	9
10:45 - 10:59	6	0	6
11:00 - 11:14	3	2	5
11:15 - 11:29	1	2	3
11:30 - 11:44	4	2	6
11:45 - 11:59	2	2	4
12:00 - 12:14	1	1	2
12:15 - 12:29	1	2	3
12:30 - 12:44	1	2	3
12:45 - 12:59	1	2	3
13:00 - 13:14	2	2	4
13:15 - 13:29	4	5	9
13:30 - 13:44	1	2	3
13:45 - 13:59	8	5	13
14:00 - 14:14	4	4	8
14:15 - 14:29	5	4	9
14:30 - 14:44	3	7	10
14:45 - 14:59	2	9	11
15:00 - 15:14	4	1	5
15:15 - 15:29	4	3	7
15:30 - 15:44	1	3	4
15:45 - 15:59	0	10	10
16:00 - 16:14	5	6	11
16:15 - 16:29	4	5	9
16:30 - 16:44	6	3	9
16:45 - 16:59	2	5	7
17:00 - 17:14	5	3	8
17:15 - 17:29	4	3	7
17:30 - 17:44	5	5	10
17:45 - 17:59	5	6	11
18:00 - 18:14	5	5	10
18:15 - 18:29	3	2	5
18:30 - 18:44	6	7	13
18:45 - 18:59	0	0	0
19:00 - 19:14	2	3	5
19:15 - 19:29	5	4	9
19:30 - 19:44	2	3	5
19:45 - 19:59	2	2	4
20:00 - 20:14	1	3	4
20:15 - 20:29	2	2	4

20:30 - 20:44	0	2	2
20:45 - 20:59	1	0	1
21:00 - 21:14	2	1	3
21:15 - 21:29	1	1	2
21:30 - 21:44	1	2	3
21:45 - 21:59	7	1	8
22:00 - 22:14	0	0	0
22:15 - 22:29	2	1	3
22:30 - 22:44	0	2	2
22:45 - 22:59	1	0	1
23:00 - 23:14	2	1	3
23:15 - 23:29	0	0	0
23:30 - 23:44	0	0	0
23:45 - 23:59	0	0	0
Totals	189	223	412

AM Peak Time 10:33 - 11:32 07:15 - 08:14 08:33 - 09:32

AM Peak

Volume	17	24	38
--------	----	----	----

PM Peak Time 13:22 - 14:21 15:36 - 16:35 13:43 - 14:42

PM Peak

Volume	20	25	41
--------	----	----	----





20:30 - 20:44	0	0	0	0	2	0	0	0	0	0	0	0	0	0	0	2
20:45 - 20:59	0	0	0	0	1	0	0	0	0	0	0	0	0	0	0	1
21:00 - 21:14	0	1	0	1	1	0	0	0	0	0	0	0	0	0	0	3
21:15 - 21:29	0	0	0	0	1	1	0	0	0	0	0	0	0	0	0	2
21:30 - 21:44	0	0	1	2	0	0	0	0	0	0	0	0	0	0	0	3
21:45 - 21:59	0	3	2	1	2	0	0	0	0	0	0	0	0	0	0	8
22:00 - 22:14	0	0	0	0	0	0	0	0	0	0	0	0	0	0	0	0
22:15 - 22:29	0	0	0	1	0	2	0	0	0	0	0	0	0	0	0	3
22:30 - 22:44	0	0	0	1	1	0	0	0	0	0	0	0	0	0	0	2
22:45 - 22:59	0	0	0	0	0	1	0	0	0	0	0	0	0	0	0	1
23:00 - 23:14	0	0	0	0	2	1	0	0	0	0	0	0	0	0	0	3
23:15 - 23:29	0	0	0	0	0	0	0	0	0	0	0	0	0	0	0	0
23:30 - 23:44	0	0	0	0	0	0	0	0	0	0	0	0	0	0	0	0
23:45 - 23:59	0	0	0	0	0	0	0	0	0	0	0	0	0	0	0	0
Totals	2	22	52	96	149	77	12	2	0	0	0	0	0	0	0	412
Percent of Total	0.5	5.3	12.6	23.3	36.2	18.7	2.9	0.5	0.0	0.0	0.0	0.0	0.0	0.0	0.0	100
Percent of AM	0.0	4.0	6.7	23.5	39.6	19.5	5.4	1.3	0.0	0.0	0.0	0.0	0.0	0.0	0.0	100
Percent of PM	0.8	6.1	16.0	23.2	34.2	18.3	1.5	0.0	0.0	0.0	0.0	0.0	0.0	0.0	0.0	100

Standard Deviation:	6.2 MPH	85th Percentile:	27.9 MPH
Mean Speed:	21.5 MPH	15th Percentile:	14.6 MPH
Median Speed:	22.1 MPH	90th Percentile:	29.2 MPH
Modal Speed:	23.5 MPH	95th Percentile:	30.5 MPH



Daily Vehicle Volume Report

Study Date: Wednesday, 05/23/2018  
Unit ID: 0168  
Location: SW 11th Terrace, West of SW 22nd Avenue

	Westbound Volume	Eastbound Volume	Total Volume	
00:00 - 00:14	0	0	0	0
00:15 - 00:29	1	1	1	2
00:30 - 00:44	0	0	0	0
00:45 - 00:59	0	0	0	0
01:00 - 01:14	0	0	0	0
01:15 - 01:29	1	0	0	1
01:30 - 01:44	1	1	1	2
01:45 - 01:59	0	0	0	0
02:00 - 02:14	0	0	0	0
02:15 - 02:29	0	0	0	0
02:30 - 02:44	0	0	0	0
02:45 - 02:59	0	0	0	0
03:00 - 03:14	0	0	0	0
03:15 - 03:29	1	0	0	1
03:30 - 03:44	0	0	0	0
03:45 - 03:59	0	0	0	0
04:00 - 04:14	0	0	0	0
04:15 - 04:29	0	0	0	0
04:30 - 04:44	0	2	2	2
04:45 - 04:59	0	0	0	0
05:00 - 05:14	2	2	2	4
05:15 - 05:29	0	1	1	1
05:30 - 05:44	3	1	1	4
05:45 - 05:59	2	0	0	2
06:00 - 06:14	2	1	1	3
06:15 - 06:29	2	3	3	5
06:30 - 06:44	0	4	4	4
06:45 - 06:59	3	2	2	5
07:00 - 07:14	3	3	3	6
07:15 - 07:29	6	5	5	11
07:30 - 07:44	13	6	6	19
07:45 - 07:59	4	8	8	12
08:00 - 08:14	7	17	17	24
08:15 - 08:29	12	11	11	23
08:30 - 08:44	6	6	6	12
08:45 - 08:59	1	6	6	7
09:00 - 09:14	4	5	5	9
09:15 - 09:29	5	2	2	7

09:30 - 09:44	6	8	14
09:45 - 09:59	4	1	5
10:00 - 10:14	2	4	6
10:15 - 10:29	7	3	10
10:30 - 10:44	1	5	6
10:45 - 10:59	9	2	11
11:00 - 11:14	4	3	7
11:15 - 11:29	6	3	9
11:30 - 11:44	4	6	10
11:45 - 11:59	4	1	5
12:00 - 12:14	9	3	12
12:15 - 12:29	3	2	5
12:30 - 12:44	1	5	6
12:45 - 12:59	6	3	9
13:00 - 13:14	3	3	6
13:15 - 13:29	4	3	7
13:30 - 13:44	7	7	14
13:45 - 13:59	11	3	14
14:00 - 14:14	7	5	12
14:15 - 14:29	1	4	5
14:30 - 14:44	4	13	17
14:45 - 14:59	8	3	11
15:00 - 15:14	8	4	12
15:15 - 15:29	9	3	12
15:30 - 15:44	11	2	13
15:45 - 15:59	9	6	15
16:00 - 16:14	9	5	14
16:15 - 16:29	5	9	14
16:30 - 16:44	14	5	19
16:45 - 16:59	7	3	10
17:00 - 17:14	8	2	10
17:15 - 17:29	4	2	6
17:30 - 17:44	13	10	23
17:45 - 17:59	6	7	13
18:00 - 18:14	6	10	16
18:15 - 18:29	13	11	24
18:30 - 18:44	9	4	13
18:45 - 18:59	10	3	13
19:00 - 19:14	9	4	13
19:15 - 19:29	5	2	7
19:30 - 19:44	6	1	7
19:45 - 19:59	5	6	11
20:00 - 20:14	3	3	6
20:15 - 20:29	8	3	11

20:30 - 20:44	2	1	3
20:45 - 20:59	4	1	5
21:00 - 21:14	0	1	1
21:15 - 21:29	3	2	5
21:30 - 21:44	3	2	5
21:45 - 21:59	3	2	5
22:00 - 22:14	3	2	5
22:15 - 22:29	7	4	11
22:30 - 22:44	1	0	1
22:45 - 22:59	2	0	2
23:00 - 23:14	3	1	4
23:15 - 23:29	2	1	3
23:30 - 23:44	1	2	3
23:45 - 23:59	1	0	1
Totals	402	301	703

AM Peak Time 07:32 - 08:31 07:27 - 08:26 07:32 - 08:31

AM Peak

Volume	39	45	82
--------	----	----	----

PM Peak Time 18:10 - 19:09 17:29 - 18:28 17:30 - 18:29

PM Peak

Volume	42	38	76
--------	----	----	----



09:30 - 09:44	0	0	1	3	3	6	1	0	0	0	0	0	0	0	0	14
09:45 - 09:59	0	0	1	1	1	1	1	0	0	0	0	0	0	0	0	5
10:00 - 10:14	0	0	2	0	2	1	0	1	0	0	0	0	0	0	0	6
10:15 - 10:29	0	0	1	0	1	3	4	1	0	0	0	0	0	0	0	10
10:30 - 10:44	0	0	0	2	2	2	0	0	0	0	0	0	0	0	0	6
10:45 - 10:59	0	0	2	1	4	2	1	1	0	0	0	0	0	0	0	11
11:00 - 11:14	0	0	0	0	3	3	1	0	0	0	0	0	0	0	0	7
11:15 - 11:29	0	0	0	2	3	3	1	0	0	0	0	0	0	0	0	9
11:30 - 11:44	0	0	1	4	0	2	1	2	0	0	0	0	0	0	0	10
11:45 - 11:59	0	0	1	0	1	1	1	1	0	0	0	0	0	0	0	5
12:00 - 12:14	0	1	2	0	2	4	3	0	0	0	0	0	0	0	0	12
12:15 - 12:29	0	0	1	0	2	2	0	0	0	0	0	0	0	0	0	5
12:30 - 12:44	0	0	0	3	1	0	2	0	0	0	0	0	0	0	0	6
12:45 - 12:59	0	0	0	0	1	6	1	1	0	0	0	0	0	0	0	9
13:00 - 13:14	0	1	0	2	2	1	0	0	0	0	0	0	0	0	0	6
13:15 - 13:29	0	1	0	0	0	2	4	0	0	0	0	0	0	0	0	7
13:30 - 13:44	0	1	0	4	3	4	2	0	0	0	0	0	0	0	0	14
13:45 - 13:59	0	0	1	3	3	5	2	0	0	0	0	0	0	0	0	14
14:00 - 14:14	0	0	2	2	5	3	0	0	0	0	0	0	0	0	0	12
14:15 - 14:29	0	0	0	1	1	1	2	0	0	0	0	0	0	0	0	5
14:30 - 14:44	0	0	1	3	5	6	1	1	0	0	0	0	0	0	0	17
14:45 - 14:59	1	0	0	1	2	4	1	2	0	0	0	0	0	0	0	11
15:00 - 15:14	0	1	0	2	4	4	1	0	0	0	0	0	0	0	0	12
15:15 - 15:29	0	0	0	0	4	3	5	0	0	0	0	0	0	0	0	12
15:30 - 15:44	0	0	2	0	2	6	3	0	0	0	0	0	0	0	0	13
15:45 - 15:59	0	0	2	4	2	4	2	1	0	0	0	0	0	0	0	15
16:00 - 16:14	0	0	3	2	3	4	2	0	0	0	0	0	0	0	0	14
16:15 - 16:29	0	0	2	1	2	6	2	1	0	0	0	0	0	0	0	14
16:30 - 16:44	0	0	0	5	4	7	2	1	0	0	0	0	0	0	0	19
16:45 - 16:59	0	0	1	0	1	5	3	0	0	0	0	0	0	0	0	10
17:00 - 17:14	0	0	0	1	2	2	1	3	1	0	0	0	0	0	0	10
17:15 - 17:29	0	0	0	0	3	2	1	0	0	0	0	0	0	0	0	6
17:30 - 17:44	0	0	1	2	9	7	2	1	1	0	0	0	0	0	0	23
17:45 - 17:59	0	0	0	1	4	7	1	0	0	0	0	0	0	0	0	13
18:00 - 18:14	0	1	0	3	3	6	3	0	0	0	0	0	0	0	0	16
18:15 - 18:29	0	0	1	3	11	5	3	1	0	0	0	0	0	0	0	24
18:30 - 18:44	0	1	1	2	2	6	1	0	0	0	0	0	0	0	0	13
18:45 - 18:59	0	0	1	1	4	4	2	1	0	0	0	0	0	0	0	13
19:00 - 19:14	0	1	0	1	4	6	1	0	0	0	0	0	0	0	0	13
19:15 - 19:29	0	0	1	0	3	2	1	0	0	0	0	0	0	0	0	7
19:30 - 19:44	0	0	0	0	3	0	3	1	0	0	0	0	0	0	0	7
19:45 - 19:59	0	0	1	3	2	0	1	3	1	0	0	0	0	0	0	11
20:00 - 20:14	0	0	0	1	1	3	0	1	0	0	0	0	0	0	0	6
20:15 - 20:29	0	0	0	2	3	5	0	0	1	0	0	0	0	0	0	11

20:30 - 20:44	0	0	0	0	2	0	0	1	0	0	0	0	0	0	0	3
20:45 - 20:59	0	0	0	1	2	2	0	0	0	0	0	0	0	0	0	5
21:00 - 21:14	0	0	0	1	0	0	0	0	0	0	0	0	0	0	0	1
21:15 - 21:29	0	0	0	1	1	2	1	0	0	0	0	0	0	0	0	5
21:30 - 21:44	0	1	0	0	1	2	1	0	0	0	0	0	0	0	0	5
21:45 - 21:59	0	2	0	0	1	1	0	1	0	0	0	0	0	0	0	5
22:00 - 22:14	0	0	1	1	2	0	1	0	0	0	0	0	0	0	0	5
22:15 - 22:29	0	0	0	2	5	4	0	0	0	0	0	0	0	0	0	11
22:30 - 22:44	0	0	0	0	0	1	0	0	0	0	0	0	0	0	0	1
22:45 - 22:59	0	0	0	2	0	0	0	0	0	0	0	0	0	0	0	2
23:00 - 23:14	0	0	1	2	1	0	0	0	0	0	0	0	0	0	0	4
23:15 - 23:29	0	0	0	1	0	1	1	0	0	0	0	0	0	0	0	3
23:30 - 23:44	0	0	1	0	2	0	0	0	0	0	0	0	0	0	0	3
23:45 - 23:59	0	0	0	0	1	0	0	0	0	0	0	0	0	0	0	1
Totals	1	19	42	96	193	215	99	32	5	1	0	0	0	0	0	703
Percent of Total	0.1	2.7	6.0	13.7	27.5	30.6	14.1	4.6	0.7	0.1	0.0	0.0	0.0	0.0	0.0	100
Percent of AM	0.0	3.2	6.4	12.9	28.9	28.1	14.9	4.8	0.4	0.4	0.0	0.0	0.0	0.0	0.0	100
Percent of PM	0.2	2.4	5.7	14.1	26.7	31.9	13.7	4.4	0.9	0.0	0.0	0.0	0.0	0.0	0.0	100

Standard Deviation:	7.0 MPH	85th Percentile:	32.6 MPH
Mean Speed:	25.6 MPH	15th Percentile:	18.2 MPH
Median Speed:	26.0 MPH	90th Percentile:	34.3 MPH
Modal Speed:	28.5 MPH	95th Percentile:	36.4 MPH

Daily Vehicle Volume Report

Study Date: Wednesday, 05/09/2018  
Unit ID: 0156  
Location: SW 12th Street, West of SW 22nd Avenue

	Westbound Volume	Eastbound Volume	Total Volume	
00:00 - 00:14	0	0	0	0
00:15 - 00:29	0	0	0	0
00:30 - 00:44	3	0	0	3
00:45 - 00:59	0	0	0	0
01:00 - 01:14	1	0	0	1
01:15 - 01:29	0	0	0	0
01:30 - 01:44	0	0	0	0
01:45 - 01:59	0	0	0	0
02:00 - 02:14	1	0	0	1
02:15 - 02:29	0	0	0	0
02:30 - 02:44	0	0	0	0
02:45 - 02:59	0	0	0	0
03:00 - 03:14	0	0	0	0
03:15 - 03:29	0	0	0	0
03:30 - 03:44	0	0	0	0
03:45 - 03:59	1	0	0	1
04:00 - 04:14	1	0	0	1
04:15 - 04:29	0	0	0	0
04:30 - 04:44	0	0	0	0
04:45 - 04:59	0	1	1	1
05:00 - 05:14	0	1	1	1
05:15 - 05:29	0	0	0	0
05:30 - 05:44	1	2	2	3
05:45 - 05:59	0	0	0	0
06:00 - 06:14	0	4	4	4
06:15 - 06:29	3	1	1	4
06:30 - 06:44	4	1	1	5
06:45 - 06:59	2	5	5	7
07:00 - 07:14	3	0	0	3
07:15 - 07:29	4	4	4	8
07:30 - 07:44	4	12	12	16
07:45 - 07:59	9	6	6	15
08:00 - 08:14	4	11	11	15
08:15 - 08:29	6	13	13	19
08:30 - 08:44	6	7	7	13
08:45 - 08:59	6	8	8	14
09:00 - 09:14	2	4	4	6
09:15 - 09:29	4	6	6	10

09:30 - 09:44	3	3	6
09:45 - 09:59	4	4	8
10:00 - 10:14	3	4	7
10:15 - 10:29	3	2	5
10:30 - 10:44	6	3	9
10:45 - 10:59	6	2	8
11:00 - 11:14	1	4	5
11:15 - 11:29	2	4	6
11:30 - 11:44	8	8	16
11:45 - 11:59	8	4	12
12:00 - 12:14	4	2	6
12:15 - 12:29	2	4	6
12:30 - 12:44	3	7	10
12:45 - 12:59	6	4	10
13:00 - 13:14	6	3	9
13:15 - 13:29	2	5	7
13:30 - 13:44	4	5	9
13:45 - 13:59	8	8	16
14:00 - 14:14	6	3	9
14:15 - 14:29	7	2	9
14:30 - 14:44	7	6	13
14:45 - 14:59	10	3	13
15:00 - 15:14	8	4	12
15:15 - 15:29	13	8	21
15:30 - 15:44	13	9	22
15:45 - 15:59	5	5	10
16:00 - 16:14	7	8	15
16:15 - 16:29	9	5	14
16:30 - 16:44	14	4	18
16:45 - 16:59	10	11	21
17:00 - 17:14	10	3	13
17:15 - 17:29	10	9	19
17:30 - 17:44	11	10	21
17:45 - 17:59	9	11	20
18:00 - 18:14	14	6	20
18:15 - 18:29	9	4	13
18:30 - 18:44	11	14	25
18:45 - 18:59	6	6	12
19:00 - 19:14	8	6	14
19:15 - 19:29	5	4	9
19:30 - 19:44	6	7	13
19:45 - 19:59	6	3	9
20:00 - 20:14	4	3	7
20:15 - 20:29	6	5	11



20:30 - 20:44	8	5	13
20:45 - 20:59	3	4	7
21:00 - 21:14	4	4	8
21:15 - 21:29	2	3	5
21:30 - 21:44	0	0	0
21:45 - 21:59	2	0	2
22:00 - 22:14	5	1	6
22:15 - 22:29	0	1	1
22:30 - 22:44	5	0	5
22:45 - 22:59	2	3	5
23:00 - 23:14	2	1	3
23:15 - 23:29	1	3	4
23:30 - 23:44	1	0	1
23:45 - 23:59	3	0	3
Totals	406	346	752

AM Peak Time 07:53 - 08:52 07:29 - 08:28 07:29 - 08:28

AM Peak

Volume	28	43	65
--------	----	----	----

PM Peak Time 16:33 - 17:32 17:50 - 18:49 17:11 - 18:10

PM Peak

Volume	48	39	80
--------	----	----	----





20:30 - 20:44	0	0	3	3	3	4	0	0	0	0	0	0	0	0	0	13
20:45 - 20:59	0	0	0	5	1	1	0	0	0	0	0	0	0	0	0	7
21:00 - 21:14	0	0	1	2	4	1	0	0	0	0	0	0	0	0	0	8
21:15 - 21:29	0	0	0	2	2	1	0	0	0	0	0	0	0	0	0	5
21:30 - 21:44	0	0	0	0	0	0	0	0	0	0	0	0	0	0	0	0
21:45 - 21:59	0	0	1	0	0	1	0	0	0	0	0	0	0	0	0	2
22:00 - 22:14	0	0	0	2	2	2	0	0	0	0	0	0	0	0	0	6
22:15 - 22:29	0	0	0	1	0	0	0	0	0	0	0	0	0	0	0	1
22:30 - 22:44	0	0	0	2	3	0	0	0	0	0	0	0	0	0	0	5
22:45 - 22:59	0	0	1	1	2	1	0	0	0	0	0	0	0	0	0	5
23:00 - 23:14	0	0	0	1	1	1	0	0	0	0	0	0	0	0	0	3
23:15 - 23:29	0	0	0	1	2	1	0	0	0	0	0	0	0	0	0	4
23:30 - 23:44	0	0	0	0	0	1	0	0	0	0	0	0	0	0	0	1
23:45 - 23:59	0	0	1	0	1	1	0	0	0	0	0	0	0	0	0	3
Totals	3	12	62	184	325	141	24	1	0	0	0	0	0	0	0	752
Percent of Total	0.4	1.6	8.2	24.5	43.2	18.8	3.2	0.1	0.0	0.0	0.0	0.0	0.0	0.0	0.0	100
Percent of AM	0.0	1.3	10.7	23.6	39.5	21.0	3.9	0.0	0.0	0.0	0.0	0.0	0.0	0.0	0.0	100
Percent of PM	0.6	1.7	7.1	24.9	44.9	17.7	2.9	0.2	0.0	0.0	0.0	0.0	0.0	0.0	0.0	100

Standard Deviation:	5.3 MPH	85th Percentile:	27.9 MPH
Mean Speed:	22.4 MPH	15th Percentile:	17.0 MPH
Median Speed:	22.8 MPH	90th Percentile:	29.2 MPH
Modal Speed:	23.5 MPH	95th Percentile:	30.5 MPH

Daily Vehicle Volume Report

Study Date: Thursday, 05/10/2018  
Unit ID: 0147  
Location: SW 13th Street, West of SW 22nd Avenue

	Westbound Volume	Eastbound Volume	Total Volume	
00:00 - 00:14	1	0	0	1
00:15 - 00:29	0	0	0	0
00:30 - 00:44	0	0	0	0
00:45 - 00:59	0	0	0	0
01:00 - 01:14	1	0	0	1
01:15 - 01:29	1	1	1	2
01:30 - 01:44	0	0	0	0
01:45 - 01:59	0	1	1	1
02:00 - 02:14	0	0	0	0
02:15 - 02:29	0	0	0	0
02:30 - 02:44	0	0	0	0
02:45 - 02:59	1	0	0	1
03:00 - 03:14	0	0	0	0
03:15 - 03:29	2	0	0	2
03:30 - 03:44	0	0	0	0
03:45 - 03:59	0	2	2	2
04:00 - 04:14	0	0	0	0
04:15 - 04:29	0	0	0	0
04:30 - 04:44	0	1	1	1
04:45 - 04:59	0	0	0	0
05:00 - 05:14	0	1	1	1
05:15 - 05:29	0	0	0	0
05:30 - 05:44	0	1	1	1
05:45 - 05:59	0	3	3	3
06:00 - 06:14	1	1	1	2
06:15 - 06:29	2	4	4	6
06:30 - 06:44	3	2	2	5
06:45 - 06:59	4	3	3	7
07:00 - 07:14	4	2	2	6
07:15 - 07:29	5	11	11	16
07:30 - 07:44	5	8	8	13
07:45 - 07:59	5	13	13	18
08:00 - 08:14	13	7	7	20
08:15 - 08:29	6	7	7	13
08:30 - 08:44	8	5	5	13
08:45 - 08:59	6	10	10	16
09:00 - 09:14	3	5	5	8
09:15 - 09:29	2	7	7	9

09:30 - 09:44	3	3	6
09:45 - 09:59	4	2	6
10:00 - 10:14	3	5	8
10:15 - 10:29	8	5	13
10:30 - 10:44	3	1	4
10:45 - 10:59	4	3	7
11:00 - 11:14	5	1	6
11:15 - 11:29	1	2	3
11:30 - 11:44	5	7	12
11:45 - 11:59	5	7	12
12:00 - 12:14	3	6	9
12:15 - 12:29	2	1	3
12:30 - 12:44	4	5	9
12:45 - 12:59	1	4	5
13:00 - 13:14	2	0	2
13:15 - 13:29	5	5	10
13:30 - 13:44	7	0	7
13:45 - 13:59	2	5	7
14:00 - 14:14	8	2	10
14:15 - 14:29	0	5	5
14:30 - 14:44	5	4	9
14:45 - 14:59	10	8	18
15:00 - 15:14	7	7	14
15:15 - 15:29	17	4	21
15:30 - 15:44	3	6	9
15:45 - 15:59	9	5	14
16:00 - 16:14	9	4	13
16:15 - 16:29	11	5	16
16:30 - 16:44	15	7	22
16:45 - 16:59	12	5	17
17:00 - 17:14	14	5	19
17:15 - 17:29	12	4	16
17:30 - 17:44	9	7	16
17:45 - 17:59	11	8	19
18:00 - 18:14	16	5	21
18:15 - 18:29	10	4	14
18:30 - 18:44	7	3	10
18:45 - 18:59	8	4	12
19:00 - 19:14	11	8	19
19:15 - 19:29	7	4	11
19:30 - 19:44	7	8	15
19:45 - 19:59	2	4	6
20:00 - 20:14	5	2	7
20:15 - 20:29	6	4	10

20:30 - 20:44	4	2	6
20:45 - 20:59	2	0	2
21:00 - 21:14	3	1	4
21:15 - 21:29	2	4	6
21:30 - 21:44	4	2	6
21:45 - 21:59	6	1	7
22:00 - 22:14	3	0	3
22:15 - 22:29	0	2	2
22:30 - 22:44	2	2	4
22:45 - 22:59	2	1	3
23:00 - 23:14	1	2	3
23:15 - 23:29	1	1	2
23:30 - 23:44	1	0	1
23:45 - 23:59	2	0	2
Totals	404	307	711

AM Peak Time 07:53 - 08:52 07:17 - 08:16 07:20 - 08:19

AM Peak

Volume	36	40	71
--------	----	----	----

PM Peak Time 16:26 - 17:25 14:46 - 15:45 16:20 - 17:19

PM Peak

Volume	55	26	77
--------	----	----	----







20:30 - 20:44	0	0	0	0	3	3	0	0	0	0	0	0	0	0	0	6
20:45 - 20:59	0	0	1	0	0	1	0	0	0	0	0	0	0	0	0	2
21:00 - 21:14	0	1	0	1	1	1	0	0	0	0	0	0	0	0	0	4
21:15 - 21:29	0	0	0	3	3	0	0	0	0	0	0	0	0	0	0	6
21:30 - 21:44	0	0	0	1	4	1	0	0	0	0	0	0	0	0	0	6
21:45 - 21:59	0	1	0	0	3	3	0	0	0	0	0	0	0	0	0	7
22:00 - 22:14	0	0	1	1	0	1	0	0	0	0	0	0	0	0	0	3
22:15 - 22:29	0	0	1	0	1	0	0	0	0	0	0	0	0	0	0	2
22:30 - 22:44	0	0	1	1	2	0	0	0	0	0	0	0	0	0	0	4
22:45 - 22:59	0	2	0	0	0	1	0	0	0	0	0	0	0	0	0	3
23:00 - 23:14	0	0	0	1	1	0	0	1	0	0	0	0	0	0	0	3
23:15 - 23:29	0	1	0	0	0	1	0	0	0	0	0	0	0	0	0	2
23:30 - 23:44	0	0	0	0	0	1	0	0	0	0	0	0	0	0	0	1
23:45 - 23:59	0	0	0	0	0	2	0	0	0	0	0	0	0	0	0	2
Totals	1	27	57	131	263	180	43	8	0	1	0	0	0	0	0	711
Percent of Total	0.1	3.8	8.0	18.4	37.0	25.3	6.0	1.1	0.0	0.1	0.0	0.0	0.0	0.0	0.0	100
Percent of AM	0.4	4.1	8.6	21.6	39.6	19.6	4.9	1.2	0.0	0.0	0.0	0.0	0.0	0.0	0.0	100
Percent of PM	0.0	3.6	7.7	16.7	35.6	28.3	6.7	1.1	0.0	0.2	0.0	0.0	0.0	0.0	0.0	100

Standard Deviation:	6.3 MPH	85th Percentile:	29.5 MPH
Mean Speed:	23.2 MPH	15th Percentile:	16.8 MPH
Median Speed:	23.6 MPH	90th Percentile:	30.5 MPH
Modal Speed:	23.5 MPH	95th Percentile:	32.9 MPH

Daily Vehicle Volume Report

Study Date: Thursday, 05/10/2018  
Unit ID: 0162  
Location: SW 14th Street, West of SW 22nd Avenue

	Westbound Volume	Eastbound Volume	Total Volume	
00:00 - 00:14	0	0	2	2
00:15 - 00:29	0	0	0	0
00:30 - 00:44	1	0	0	1
00:45 - 00:59	0	0	0	0
01:00 - 01:14	0	0	1	1
01:15 - 01:29	0	0	0	0
01:30 - 01:44	0	0	0	0
01:45 - 01:59	0	0	1	1
02:00 - 02:14	0	0	0	0
02:15 - 02:29	0	0	0	0
02:30 - 02:44	1	0	1	2
02:45 - 02:59	0	0	1	1
03:00 - 03:14	0	0	0	0
03:15 - 03:29	0	0	0	0
03:30 - 03:44	0	0	1	1
03:45 - 03:59	0	0	0	0
04:00 - 04:14	0	0	1	1
04:15 - 04:29	0	0	0	0
04:30 - 04:44	0	0	1	1
04:45 - 04:59	0	0	0	0
05:00 - 05:14	1	0	0	1
05:15 - 05:29	0	0	0	0
05:30 - 05:44	0	0	0	0
05:45 - 05:59	1	0	1	2
06:00 - 06:14	1	0	2	3
06:15 - 06:29	1	0	2	3
06:30 - 06:44	1	0	0	1
06:45 - 06:59	3	0	5	8
07:00 - 07:14	1	0	6	7
07:15 - 07:29	1	0	11	12
07:30 - 07:44	2	0	10	12
07:45 - 07:59	3	0	14	17
08:00 - 08:14	0	0	8	8
08:15 - 08:29	1	0	14	15
08:30 - 08:44	0	0	8	8
08:45 - 08:59	4	0	6	10
09:00 - 09:14	4	0	2	6
09:15 - 09:29	6	0	2	8

09:30 - 09:44	0	5	5
09:45 - 09:59	0	6	6
10:00 - 10:14	1	4	5
10:15 - 10:29	1	4	5
10:30 - 10:44	2	7	9
10:45 - 10:59	4	9	13
11:00 - 11:14	0	6	6
11:15 - 11:29	2	2	4
11:30 - 11:44	3	3	6
11:45 - 11:59	1	4	5
12:00 - 12:14	2	4	6
12:15 - 12:29	4	5	9
12:30 - 12:44	2	6	8
12:45 - 12:59	1	6	7
13:00 - 13:14	0	6	6
13:15 - 13:29	4	5	9
13:30 - 13:44	1	4	5
13:45 - 13:59	0	2	2
14:00 - 14:14	7	7	14
14:15 - 14:29	2	5	7
14:30 - 14:44	1	13	14
14:45 - 14:59	0	8	8
15:00 - 15:14	3	6	9
15:15 - 15:29	0	17	17
15:30 - 15:44	3	9	12
15:45 - 15:59	3	10	13
16:00 - 16:14	3	7	10
16:15 - 16:29	2	8	10
16:30 - 16:44	3	5	8
16:45 - 16:59	3	10	13
17:00 - 17:14	1	7	8
17:15 - 17:29	1	15	16
17:30 - 17:44	1	14	15
17:45 - 17:59	2	11	13
18:00 - 18:14	2	5	7
18:15 - 18:29	0	7	7
18:30 - 18:44	3	6	9
18:45 - 18:59	1	10	11
19:00 - 19:14	2	6	8
19:15 - 19:29	4	4	8
19:30 - 19:44	4	2	6
19:45 - 19:59	1	5	6
20:00 - 20:14	0	7	7
20:15 - 20:29	1	4	5

20:30 - 20:44	0	5	5
20:45 - 20:59	2	0	2
21:00 - 21:14	2	3	5
21:15 - 21:29	1	10	11
21:30 - 21:44	2	2	4
21:45 - 21:59	2	1	3
22:00 - 22:14	2	1	3
22:15 - 22:29	0	2	2
22:30 - 22:44	2	3	5
22:45 - 22:59	0	1	1
23:00 - 23:14	1	0	1
23:15 - 23:29	1	1	2
23:30 - 23:44	1	1	2
23:45 - 23:59	3	1	4
Totals	132	427	559

AM Peak Time 08:26 - 09:25 07:42 - 08:41 07:30 - 08:29

AM Peak

Volume	15	47	52
--------	----	----	----

PM Peak Time 15:54 - 16:53 16:52 - 17:51 16:52 - 17:51

PM Peak

Volume	13	52	56
--------	----	----	----





20:30 - 20:44	0	1	1	1	1	1	0	0	0	0	0	0	0	0	0	5
20:45 - 20:59	0	0	0	0	2	0	0	0	0	0	0	0	0	0	0	2
21:00 - 21:14	0	0	0	1	3	1	0	0	0	0	0	0	0	0	0	5
21:15 - 21:29	1	0	2	7	1	0	0	0	0	0	0	0	0	0	0	11
21:30 - 21:44	0	0	0	1	3	0	0	0	0	0	0	0	0	0	0	4
21:45 - 21:59	1	0	1	1	0	0	0	0	0	0	0	0	0	0	0	3
22:00 - 22:14	0	1	0	0	2	0	0	0	0	0	0	0	0	0	0	3
22:15 - 22:29	0	0	0	1	1	0	0	0	0	0	0	0	0	0	0	2
22:30 - 22:44	0	0	0	1	2	2	0	0	0	0	0	0	0	0	0	5
22:45 - 22:59	0	0	0	0	1	0	0	0	0	0	0	0	0	0	0	1
23:00 - 23:14	0	0	1	0	0	0	0	0	0	0	0	0	0	0	0	1
23:15 - 23:29	0	0	1	0	1	0	0	0	0	0	0	0	0	0	0	2
23:30 - 23:44	0	1	0	0	1	0	0	0	0	0	0	0	0	0	0	2
23:45 - 23:59	0	1	1	2	0	0	0	0	0	0	0	0	0	0	0	4
Totals	9	19	78	162	220	65	6	0	0	0	0	0	0	0	0	559
Percent of Total	1.6	3.4	14.0	29.0	39.4	11.6	1.1	0.0	0.0	0.0	0.0	0.0	0.0	0.0	0.0	100
Percent of AM	1.5	2.6	14.8	29.6	40.8	9.2	1.5	0.0	0.0	0.0	0.0	0.0	0.0	0.0	0.0	100
Percent of PM	1.7	3.9	13.5	28.7	38.6	12.9	0.8	0.0	0.0	0.0	0.0	0.0	0.0	0.0	0.0	100

Standard Deviation:	5.7 MPH	85th Percentile:	25.7 MPH
Mean Speed:	20.5 MPH	15th Percentile:	14.5 MPH
Median Speed:	21.3 MPH	90th Percentile:	27.1 MPH
Modal Speed:	23.5 MPH	95th Percentile:	29.3 MPH



Daily Vehicle Volume Report

Study Date: Thursday, 05/10/2018  
Unit ID: 0084  
Location: SW 15th Street, West of SW 22nd Avenue

	Westbound Volume	Eastbound Volume	Total Volume	
00:00 - 00:14	1	0	0	1
00:15 - 00:29	1	0	0	1
00:30 - 00:44	2	0	0	2
00:45 - 00:59	0	0	0	0
01:00 - 01:14	2	1	1	3
01:15 - 01:29	1	0	0	1
01:30 - 01:44	1	1	1	2
01:45 - 01:59	1	1	1	2
02:00 - 02:14	0	1	1	1
02:15 - 02:29	0	1	1	1
02:30 - 02:44	0	0	0	0
02:45 - 02:59	0	0	0	0
03:00 - 03:14	0	0	0	0
03:15 - 03:29	1	0	0	1
03:30 - 03:44	0	0	0	0
03:45 - 03:59	1	0	0	1
04:00 - 04:14	1	1	1	2
04:15 - 04:29	0	0	0	0
04:30 - 04:44	1	2	2	3
04:45 - 04:59	0	0	0	0
05:00 - 05:14	2	1	1	3
05:15 - 05:29	1	1	1	2
05:30 - 05:44	1	0	0	1
05:45 - 05:59	0	0	0	0
06:00 - 06:14	3	4	4	7
06:15 - 06:29	2	4	4	6
06:30 - 06:44	3	6	6	9
06:45 - 06:59	5	6	6	11
07:00 - 07:14	10	7	7	17
07:15 - 07:29	4	8	8	12
07:30 - 07:44	7	10	10	17
07:45 - 07:59	11	10	10	21
08:00 - 08:14	2	14	14	16
08:15 - 08:29	9	11	11	20
08:30 - 08:44	8	10	10	18
08:45 - 08:59	6	7	7	13
09:00 - 09:14	6	10	10	16
09:15 - 09:29	10	4	4	14

09:30 - 09:44	5	2	7
09:45 - 09:59	7	4	11
10:00 - 10:14	3	8	11
10:15 - 10:29	5	3	8
10:30 - 10:44	10	5	15
10:45 - 10:59	6	7	13
11:00 - 11:14	9	7	16
11:15 - 11:29	4	2	6
11:30 - 11:44	9	6	15
11:45 - 11:59	8	3	11
12:00 - 12:14	7	7	14
12:15 - 12:29	8	3	11
12:30 - 12:44	13	5	18
12:45 - 12:59	6	4	10
13:00 - 13:14	7	2	9
13:15 - 13:29	6	4	10
13:30 - 13:44	8	6	14
13:45 - 13:59	6	5	11
14:00 - 14:14	7	5	12
14:15 - 14:29	7	2	9
14:30 - 14:44	11	9	20
14:45 - 14:59	12	8	20
15:00 - 15:14	10	8	18
15:15 - 15:29	17	6	23
15:30 - 15:44	8	5	13
15:45 - 15:59	9	3	12
16:00 - 16:14	10	2	12
16:15 - 16:29	12	8	20
16:30 - 16:44	12	5	17
16:45 - 16:59	16	4	20
17:00 - 17:14	10	8	18
17:15 - 17:29	14	5	19
17:30 - 17:44	14	8	22
17:45 - 17:59	10	10	20
18:00 - 18:14	11	9	20
18:15 - 18:29	11	7	18
18:30 - 18:44	6	6	12
18:45 - 18:59	3	2	5
19:00 - 19:14	7	3	10
19:15 - 19:29	7	6	13
19:30 - 19:44	8	5	13
19:45 - 19:59	10	5	15
20:00 - 20:14	6	7	13
20:15 - 20:29	2	4	6

20:30 - 20:44	5	6	11
20:45 - 20:59	3	3	6
21:00 - 21:14	4	2	6
21:15 - 21:29	5	4	9
21:30 - 21:44	2	3	5
21:45 - 21:59	5	6	11
22:00 - 22:14	2	1	3
22:15 - 22:29	4	2	6
22:30 - 22:44	2	1	3
22:45 - 22:59	3	1	4
23:00 - 23:14	4	2	6
23:15 - 23:29	4	0	4
23:30 - 23:44	1	2	3
23:45 - 23:59	2	3	5
Totals	526	390	916

AM Peak Time 06:52 - 07:51 07:33 - 08:32 07:33 - 08:32

AM Peak

Volume	32	46	75
--------	----	----	----

PM Peak Time 16:03 - 17:02 17:14 - 18:13 17:14 - 18:13

PM Peak

Volume	55	34	83
--------	----	----	----





20:30 - 20:44	0	1	1	1	3	4	1	0	0	0	0	0	0	0	0	11
20:45 - 20:59	0	1	1	1	2	1	0	0	0	0	0	0	0	0	0	6
21:00 - 21:14	0	1	0	0	3	2	0	0	0	0	0	0	0	0	0	6
21:15 - 21:29	0	0	1	4	4	0	0	0	0	0	0	0	0	0	0	9
21:30 - 21:44	0	0	4	0	1	0	0	0	0	0	0	0	0	0	0	5
21:45 - 21:59	0	1	0	5	4	1	0	0	0	0	0	0	0	0	0	11
22:00 - 22:14	0	0	1	0	1	1	0	0	0	0	0	0	0	0	0	3
22:15 - 22:29	0	0	1	2	1	2	0	0	0	0	0	0	0	0	0	6
22:30 - 22:44	0	0	0	0	2	0	1	0	0	0	0	0	0	0	0	3
22:45 - 22:59	0	0	1	3	0	0	0	0	0	0	0	0	0	0	0	4
23:00 - 23:14	0	0	1	5	0	0	0	0	0	0	0	0	0	0	0	6
23:15 - 23:29	0	0	1	2	1	0	0	0	0	0	0	0	0	0	0	4
23:30 - 23:44	1	0	1	0	1	0	0	0	0	0	0	0	0	0	0	3
23:45 - 23:59	0	0	1	1	2	1	0	0	0	0	0	0	0	0	0	5
Totals	6	33	93	225	356	172	25	4	1	0	1	0	0	0	0	916
Percent of Total	0.7	3.6	10.2	24.6	38.9	18.8	2.7	0.4	0.1	0.0	0.1	0.0	0.0	0.0	0.0	100
Percent of AM	1.2	4.7	11.9	22.8	36.5	19.3	3.3	0.3	0.0	0.0	0.0	0.0	0.0	0.0	0.0	100
Percent of PM	0.3	2.9	9.2	25.6	40.2	18.5	2.4	0.5	0.2	0.0	0.2	0.0	0.0	0.0	0.0	100

Standard Deviation:	6.0 MPH	85th Percentile:	27.9 MPH
Mean Speed:	21.9 MPH	15th Percentile:	16.1 MPH
Median Speed:	22.4 MPH	90th Percentile:	29.2 MPH
Modal Speed:	23.5 MPH	95th Percentile:	30.6 MPH

Study Date: Wednesday, 06/20/2018  
Unit ID: 0219  
Location: SW 16th Terrace West of SW 22nd Avenue

	Westbound Volume	Eastbound Volume	Total Volume	
00:00 - 00:14	1	1	2	
00:15 - 00:29	1	0	1	
00:30 - 00:44	0	0	0	
00:45 - 00:59	0	0	0	
01:00 - 01:14	0	0	0	
01:15 - 01:29	0	0	0	
01:30 - 01:44	0	0	0	
01:45 - 01:59	0	0	0	
02:00 - 02:14	0	1	1	
02:15 - 02:29	0	0	0	
02:30 - 02:44	0	0	0	
02:45 - 02:59	0	0	0	
03:00 - 03:14	0	0	0	
03:15 - 03:29	0	1	1	
03:30 - 03:44	1	0	1	
03:45 - 03:59	1	0	1	
04:00 - 04:14	0	0	0	
04:15 - 04:29	0	0	0	
04:30 - 04:44	1	1	2	
04:45 - 04:59	0	0	0	
05:00 - 05:14	0	0	0	
05:15 - 05:29	0	0	0	
05:30 - 05:44	0	0	0	
05:45 - 05:59	1	1	2	
06:00 - 06:14	2	2	4	
06:15 - 06:29	0	1	1	
06:30 - 06:44	1	4	5	
06:45 - 06:59	2	0	2	
07:00 - 07:14	3	5	8	
07:15 - 07:29	1	8	9	
07:30 - 07:44	3	6	9	
07:45 - 07:59	3	5	8	
08:00 - 08:14	5	7	12	
08:15 - 08:29	2	12	14	
08:30 - 08:44	2	5	7	
08:45 - 08:59	5	8	13	
09:00 - 09:14	3	6	9	
09:15 - 09:29	2	9	11	

09:30 - 09:44	4	7	11
09:45 - 09:59	2	7	9
10:00 - 10:14	5	1	6
10:15 - 10:29	3	4	7
10:30 - 10:44	1	5	6
10:45 - 10:59	2	3	5
11:00 - 11:14	5	1	6
11:15 - 11:29	6	1	7
11:30 - 11:44	3	2	5
11:45 - 11:59	5	4	9
12:00 - 12:14	3	0	3
12:15 - 12:29	5	4	9
12:30 - 12:44	4	6	10
12:45 - 12:59	2	3	5
13:00 - 13:14	2	4	6
13:15 - 13:29	3	1	4
13:30 - 13:44	2	3	5
13:45 - 13:59	2	1	3
14:00 - 14:14	3	1	4
14:15 - 14:29	3	3	6
14:30 - 14:44	4	4	8
14:45 - 14:59	3	2	5
15:00 - 15:14	1	5	6
15:15 - 15:29	0	0	0
15:30 - 15:44	0	5	5
15:45 - 15:59	5	0	5
16:00 - 16:14	4	3	7
16:15 - 16:29	4	3	7
16:30 - 16:44	6	3	9
16:45 - 16:59	3	4	7
17:00 - 17:14	8	1	9
17:15 - 17:29	9	4	13
17:30 - 17:44	2	1	3
17:45 - 17:59	2	1	3
18:00 - 18:14	7	0	7
18:15 - 18:29	3	0	3
18:30 - 18:44	5	2	7
18:45 - 18:59	4	1	5
19:00 - 19:14	3	0	3
19:15 - 19:29	5	1	6
19:30 - 19:44	2	1	3
19:45 - 19:59	4	0	4
20:00 - 20:14	2	0	2
20:15 - 20:29	1	0	1
20:30 - 20:44	4	2	6
20:45 - 20:59	3	1	4



21:00 - 21:14	4	1	5
21:15 - 21:29	2	1	3
21:30 - 21:44	1	1	2
21:45 - 21:59	3	0	3
22:00 - 22:14	1	1	2
22:15 - 22:29	1	2	3
22:30 - 22:44	1	1	2
22:45 - 22:59	3	0	3
23:00 - 23:14	0	1	1
23:15 - 23:29	1	1	2
23:30 - 23:44	1	2	3
23:45 - 23:59	1	0	1
Totals	218	199	417
AM Peak Time	10:59 - 11:58	08:07 - 09:06	08:07 - 09:06
AM Peak			
Volume	19	36	53
PM Peak Time	16:25 - 17:24	12:12 - 13:11	16:25 - 17:24
PM Peak			
Volume	27	17	38

Study Date: Thursday, 06/21/2018  
Unit ID: 0219  
Location: SW 16th Terrace West of SW 22nd Avenue

	Westbound	Eastbound	Total	
00:00 - 00:14	0	0	0	0
00:15 - 00:29	0	0	0	0
00:30 - 00:44	0	0	0	0
00:45 - 00:59	1	0	1	1
01:00 - 01:14	1	0	1	1
01:15 - 01:29	2	0	2	2
01:30 - 01:44	0	0	0	0
01:45 - 01:59	1	1	2	2
02:00 - 02:14	0	0	0	0
02:15 - 02:29	0	0	0	0
02:30 - 02:44	1	0	1	1
02:45 - 02:59	1	0	1	1
03:00 - 03:14	0	1	1	1
03:15 - 03:29	0	2	2	2
03:30 - 03:44	0	0	0	0
03:45 - 03:59	1	0	1	1
04:00 - 04:14	1	0	1	1
04:15 - 04:29	1	0	1	1
04:30 - 04:44	0	0	0	0
04:45 - 04:59	1	0	1	1
05:00 - 05:14	0	0	0	0
05:15 - 05:29	0	0	0	0
05:30 - 05:44	0	0	0	0
05:45 - 05:59	0	0	0	0
06:00 - 06:14	1	1	2	2
06:15 - 06:29	2	2	4	4
06:30 - 06:44	1	4	5	5
06:45 - 06:59	0	3	3	3
07:00 - 07:14	5	4	9	9
07:15 - 07:29	4	7	11	11
07:30 - 07:44	2	6	8	8
07:45 - 07:59	4	9	13	13
08:00 - 08:14	5	10	15	15
08:15 - 08:29	4	2	6	6
08:30 - 08:44	3	6	9	9
08:45 - 08:59	2	6	8	8
09:00 - 09:14	1	5	6	6
09:15 - 09:29	2	1	3	3
09:30 - 09:44	0	1	1	1

09:45 - 09:59	0	0	0
10:00 - 10:14	0	0	0
10:15 - 10:29	1	1	2
10:30 - 10:44	0	0	0
10:45 - 10:59	0	0	0
11:00 - 11:14	2	1	3
11:15 - 11:29	1	0	1
11:30 - 11:44	1	0	1
11:45 - 11:59	0	0	0
12:00 - 12:14	1	0	1
12:15 - 12:29	1	1	2
12:30 - 12:44	3	0	3
12:45 - 12:59	1	0	1
13:00 - 13:14	0	1	1
13:15 - 13:29	0	1	1
13:30 - 13:44	0	0	0
13:45 - 13:59	0	0	0
14:00 - 14:14	5	1	6
14:15 - 14:29	6	5	11
14:30 - 14:44	4	5	9
14:45 - 14:59	3	8	11
15:00 - 15:14	1	3	4
15:15 - 15:29	8	5	13
15:30 - 15:44	5	0	5
15:45 - 15:59	0	1	1
16:00 - 16:14	1	0	1
16:15 - 16:29	0	1	1
16:30 - 16:44	5	0	5
16:45 - 16:59	1	0	1
17:00 - 17:14	2	0	2
17:15 - 17:29	3	0	3
17:30 - 17:44	3	0	3
17:45 - 17:59	5	0	5
18:00 - 18:14	3	0	3
18:15 - 18:29	3	0	3
18:30 - 18:44	3	1	4
18:45 - 18:59	1	0	1
19:00 - 19:14	4	0	4
19:15 - 19:29	1	0	1
19:30 - 19:44	1	0	1
19:45 - 19:59	1	0	1
20:00 - 20:14	1	0	1
20:15 - 20:29	4	0	4
20:30 - 20:44	3	0	3
20:45 - 20:59	2	1	3

21:00 - 21:14	1	2	3
21:15 - 21:29	2	0	2
21:30 - 21:44	0	0	0
21:45 - 21:59	2	1	3
22:00 - 22:14	2	0	2
22:15 - 22:29	0	0	0
22:30 - 22:44	3	0	3
22:45 - 22:59	2	1	3
23:00 - 23:14	1	0	1
23:15 - 23:29	1	1	2
23:30 - 23:44	1	0	1
23:45 - 23:59	0	0	0
Totals	152	112	264

AM Peak Time 07:49 - 08:48 07:18 - 08:17 07:14 - 08:13

AM Peak

Volume	18	33	47
--------	----	----	----

PM Peak Time 14:36 - 15:35 14:18 - 15:17 14:18 - 15:17

PM Peak

Volume	19	25	39
--------	----	----	----





20:30 - 20:44	0	0	2	1	2	0	1	0	0	0	0	0	0	0	0	6
20:45 - 20:59	0	0	2	0	0	1	1	0	0	0	0	0	0	0	0	4
21:00 - 21:14	0	0	0	2	1	2	0	0	0	0	0	0	0	0	0	5
21:15 - 21:29	0	0	1	0	1	0	1	0	0	0	0	0	0	0	0	3
21:30 - 21:44	0	0	1	0	0	1	0	0	0	0	0	0	0	0	0	2
21:45 - 21:59	0	0	0	0	2	1	0	0	0	0	0	0	0	0	0	3
22:00 - 22:14	0	0	1	1	0	0	0	0	0	0	0	0	0	0	0	2
22:15 - 22:29	0	0	0	0	2	1	0	0	0	0	0	0	0	0	0	3
22:30 - 22:44	0	0	1	0	1	0	0	0	0	0	0	0	0	0	0	2
22:45 - 22:59	0	0	0	0	3	0	0	0	0	0	0	0	0	0	0	3
23:00 - 23:14	0	0	0	0	0	1	0	0	0	0	0	0	0	0	0	1
23:15 - 23:29	0	0	1	0	0	0	1	0	0	0	0	0	0	0	0	2
23:30 - 23:44	0	0	0	0	1	0	2	0	0	0	0	0	0	0	0	3
23:45 - 23:59	0	0	0	0	0	1	0	0	0	0	0	0	0	0	0	1
Totals	1	10	23	51	130	118	69	8	6	1	0	0	0	0	0	417
Percent of Total	0.2	2.4	5.5	12.2	31.2	28.3	16.5	1.9	1.4	0.2	0.0	0.0	0.0	0.0	0.0	100
Percent of AM	0.0	1.5	4.1	13.9	34.0	33.0	11.9	1.0	0.5	0.0	0.0	0.0	0.0	0.0	0.0	100
Percent of PM	0.4	3.1	6.7	10.8	28.7	24.2	20.6	2.7	2.2	0.4	0.0	0.0	0.0	0.0	0.0	100

Standard Deviation:	6.9 MPH	85th Percentile:	32.5 MPH
Mean Speed:	25.6 MPH	15th Percentile:	18.8 MPH
Median Speed:	25.7 MPH	90th Percentile:	34.0 MPH
Modal Speed:	23.5 MPH	95th Percentile:	35.5 MPH







20:30 - 20:44	0	0	0	0	1	2	0	0	0	0	0	0	0	0	0	3
20:45 - 20:59	0	0	1	1	0	1	0	0	0	0	0	0	0	0	0	3
21:00 - 21:14	0	0	0	2	1	0	0	0	0	0	0	0	0	0	0	3
21:15 - 21:29	0	0	0	0	0	1	1	0	0	0	0	0	0	0	0	2
21:30 - 21:44	0	0	0	0	0	0	0	0	0	0	0	0	0	0	0	0
21:45 - 21:59	0	0	0	3	0	0	0	0	0	0	0	0	0	0	0	3
22:00 - 22:14	0	0	0	1	1	0	0	0	0	0	0	0	0	0	0	2
22:15 - 22:29	0	0	0	0	0	0	0	0	0	0	0	0	0	0	0	0
22:30 - 22:44	0	0	0	0	1	0	0	1	1	0	0	0	0	0	0	3
22:45 - 22:59	0	0	0	0	3	0	0	0	0	0	0	0	0	0	0	3
23:00 - 23:14	0	0	0	0	0	1	0	0	0	0	0	0	0	0	0	1
23:15 - 23:29	0	0	0	0	2	0	0	0	0	0	0	0	0	0	0	2
23:30 - 23:44	0	0	0	1	0	0	0	0	0	0	0	0	0	0	0	1
23:45 - 23:59	0	0	0	0	0	0	0	0	0	0	0	0	0	0	0	0
Totals	2	2	13	56	83	49	38	15	5	1	0	0	0	0	0	264
Percent of Total	0.8	0.8	4.9	21.2	31.4	18.6	14.4	5.7	1.9	0.4	0.0	0.0	0.0	0.0	0.0	100
Percent of AM	1.6	0.8	4.0	19.2	30.4	20.8	15.2	5.6	2.4	0.0	0.0	0.0	0.0	0.0	0.0	100
Percent of PM	0.0	0.7	5.8	23.0	32.4	16.5	13.7	5.8	1.4	0.7	0.0	0.0	0.0	0.0	0.0	100

Standard Deviation:	7.4 MPH	85th Percentile:	33.5 MPH
Mean Speed:	25.4 MPH	15th Percentile:	18.0 MPH
Median Speed:	24.5 MPH	90th Percentile:	35.2 MPH
Modal Speed:	23.5 MPH	95th Percentile:	38.4 MPH

Daily Vehicle Volume Report

Study Date: Tuesday, 05/15/2018  
Unit ID: 210  
Location: SW 17th Street, West of SW 22nd Avenue

	Westbound Volume	Eastbound Volume	Total Volume	
00:00 - 00:14	0	0	0	0
00:15 - 00:29	0	0	0	0
00:30 - 00:44	1	0	0	1
00:45 - 00:59	0	0	0	0
01:00 - 01:14	1	0	0	1
01:15 - 01:29	0	2	2	2
01:30 - 01:44	0	0	0	0
01:45 - 01:59	2	0	0	2
02:00 - 02:14	0	0	0	0
02:15 - 02:29	2	0	0	2
02:30 - 02:44	0	0	0	0
02:45 - 02:59	0	0	0	0
03:00 - 03:14	0	0	0	0
03:15 - 03:29	0	0	0	0
03:30 - 03:44	0	0	0	0
03:45 - 03:59	1	0	0	1
04:00 - 04:14	0	0	0	0
04:15 - 04:29	0	0	0	0
04:30 - 04:44	0	0	0	0
04:45 - 04:59	0	0	0	0
05:00 - 05:14	0	0	0	0
05:15 - 05:29	1	1	1	2
05:30 - 05:44	2	0	0	2
05:45 - 05:59	0	4	4	4
06:00 - 06:14	1	1	1	2
06:15 - 06:29	1	3	3	4
06:30 - 06:44	2	4	4	6
06:45 - 06:59	1	3	3	4
07:00 - 07:14	1	6	6	7
07:15 - 07:29	5	2	2	7
07:30 - 07:44	2	9	9	11
07:45 - 07:59	1	6	6	7
08:00 - 08:14	4	10	10	14
08:15 - 08:29	2	11	11	13
08:30 - 08:44	7	3	3	10
08:45 - 08:59	7	8	8	15
09:00 - 09:14	5	6	6	11
09:15 - 09:29	6	0	0	6

09:30 - 09:44	8	4	12
09:45 - 09:59	5	7	12
10:00 - 10:14	7	2	9
10:15 - 10:29	7	6	13
10:30 - 10:44	3	4	7
10:45 - 10:59	4	2	6
11:00 - 11:14	3	4	7
11:15 - 11:29	5	3	8
11:30 - 11:44	3	3	6
11:45 - 11:59	2	5	7
12:00 - 12:14	3	2	5
12:15 - 12:29	7	4	11
12:30 - 12:44	2	2	4
12:45 - 12:59	6	4	10
13:00 - 13:14	3	3	6
13:15 - 13:29	5	0	5
13:30 - 13:44	5	2	7
13:45 - 13:59	6	6	12
14:00 - 14:14	4	5	9
14:15 - 14:29	6	6	12
14:30 - 14:44	3	5	8
14:45 - 14:59	5	5	10
15:00 - 15:14	10	4	14
15:15 - 15:29	9	6	15
15:30 - 15:44	3	3	6
15:45 - 15:59	13	2	15
16:00 - 16:14	6	3	9
16:15 - 16:29	9	3	12
16:30 - 16:44	7	4	11
16:45 - 16:59	6	4	10
17:00 - 17:14	7	4	11
17:15 - 17:29	10	6	16
17:30 - 17:44	9	5	14
17:45 - 17:59	8	3	11
18:00 - 18:14	7	2	9
18:15 - 18:29	9	5	14
18:30 - 18:44	9	2	11
18:45 - 18:59	7	0	7
19:00 - 19:14	9	2	11
19:15 - 19:29	6	11	17
19:30 - 19:44	3	4	7
19:45 - 19:59	0	1	1
20:00 - 20:14	7	6	13
20:15 - 20:29	3	3	6

20:30 - 20:44	2	1	3
20:45 - 20:59	3	3	6
21:00 - 21:14	4	1	5
21:15 - 21:29	6	2	8
21:30 - 21:44	3	6	9
21:45 - 21:59	2	2	4
22:00 - 22:14	1	1	2
22:15 - 22:29	1	2	3
22:30 - 22:44	5	1	6
22:45 - 22:59	0	0	0
23:00 - 23:14	2	0	2
23:15 - 23:29	4	0	4
23:30 - 23:44	2	0	2
23:45 - 23:59	1	0	1
Totals	350	265	615

AM Peak Time 09:27 - 10:26 07:30 - 08:29 07:58 - 08:57

AM Peak

Volume	29	36	52
--------	----	----	----

PM Peak Time 15:07 - 16:06 13:56 - 14:55 16:38 - 17:37

PM Peak

Volume	37	23	53
--------	----	----	----





20:30 - 20:44	0	0	0	1	2	0	0	0	0	0	0	0	0	0	0	3
20:45 - 20:59	0	2	2	1	0	1	0	0	0	0	0	0	0	0	0	6
21:00 - 21:14	1	1	1	1	1	0	0	0	0	0	0	0	0	0	0	5
21:15 - 21:29	0	0	0	6	1	1	0	0	0	0	0	0	0	0	0	8
21:30 - 21:44	0	3	2	4	0	0	0	0	0	0	0	0	0	0	0	9
21:45 - 21:59	0	0	0	0	2	2	0	0	0	0	0	0	0	0	0	4
22:00 - 22:14	0	0	0	1	1	0	0	0	0	0	0	0	0	0	0	2
22:15 - 22:29	0	0	1	0	1	1	0	0	0	0	0	0	0	0	0	3
22:30 - 22:44	0	0	0	3	3	0	0	0	0	0	0	0	0	0	0	6
22:45 - 22:59	0	0	0	0	0	0	0	0	0	0	0	0	0	0	0	0
23:00 - 23:14	0	1	0	0	1	0	0	0	0	0	0	0	0	0	0	2
23:15 - 23:29	0	0	0	2	1	1	0	0	0	0	0	0	0	0	0	4
23:30 - 23:44	0	0	0	0	2	0	0	0	0	0	0	0	0	0	0	2
23:45 - 23:59	0	0	0	1	0	0	0	0	0	0	0	0	0	0	0	1
Totals	5	43	60	146	200	116	36	8	0	1	0	0	0	0	0	615
Percent of Total	0.8	7.0	9.8	23.7	32.5	18.9	5.9	1.3	0.0	0.2	0.0	0.0	0.0	0.0	0.0	100
Percent of AM	0.9	5.4	10.4	21.3	33.5	18.1	9.0	1.4	0.0	0.0	0.0	0.0	0.0	0.0	0.0	100
Percent of PM	0.8	7.9	9.4	25.1	32.0	19.3	4.1	1.3	0.0	0.3	0.0	0.0	0.0	0.0	0.0	100

Standard Deviation:	7.0 MPH	85th Percentile:	28.9 MPH
Mean Speed:	21.9 MPH	15th Percentile:	14.6 MPH
Median Speed:	22.3 MPH	90th Percentile:	30.3 MPH
Modal Speed:	23.5 MPH	95th Percentile:	32.9 MPH



Study Date: Tuesday, 06/26/2018  
Unit ID: 0076  
Location: SW 17th Lane, West of SW 22nd Avenue

	Westbound Volume	Eastbound Volume	Total Volume	
00:00 - 00:14	0	0	0	0
00:15 - 00:29	0	0	0	0
00:30 - 00:44	0	1	1	1
00:45 - 00:59	0	0	0	0
01:00 - 01:14	1	0	0	1
01:15 - 01:29	0	1	1	1
01:30 - 01:44	0	1	1	1
01:45 - 01:59	0	0	0	0
02:00 - 02:14	0	1	1	1
02:15 - 02:29	0	0	0	0
02:30 - 02:44	0	0	0	0
02:45 - 02:59	0	0	0	0
03:00 - 03:14	0	0	0	0
03:15 - 03:29	0	0	0	0
03:30 - 03:44	0	0	0	0
03:45 - 03:59	0	0	0	0
04:00 - 04:14	0	0	0	0
04:15 - 04:29	0	1	1	1
04:30 - 04:44	0	1	1	1
04:45 - 04:59	0	0	0	0
05:00 - 05:14	0	0	0	0
05:15 - 05:29	0	0	0	0
05:30 - 05:44	0	1	1	1
05:45 - 05:59	0	0	0	0
06:00 - 06:14	0	0	0	0
06:15 - 06:29	0	0	0	0
06:30 - 06:44	1	0	0	1
06:45 - 06:59	0	0	0	0
07:00 - 07:14	0	0	0	0
07:15 - 07:29	0	0	0	0
07:30 - 07:44	0	1	1	1
07:45 - 07:59	0	0	0	0
08:00 - 08:14	0	1	1	1
08:15 - 08:29	0	1	1	1
08:30 - 08:44	0	0	0	0
08:45 - 08:59	0	1	1	1
09:00 - 09:14	0	0	0	0
09:15 - 09:29	0	1	1	1

09:30 - 09:44	0	0	0
09:45 - 09:59	1	1	2
10:00 - 10:14	0	1	1
10:15 - 10:29	1	1	2
10:30 - 10:44	0	1	1
10:45 - 10:59	1	2	3
11:00 - 11:14	0	0	0
11:15 - 11:29	0	1	1
11:30 - 11:44	0	1	1
11:45 - 11:59	0	0	0
12:00 - 12:14	0	1	1
12:15 - 12:29	0	0	0
12:30 - 12:44	0	0	0
12:45 - 12:59	0	1	1
13:00 - 13:14	0	1	1
13:15 - 13:29	0	2	2
13:30 - 13:44	1	0	1
13:45 - 13:59	0	1	1
14:00 - 14:14	0	1	1
14:15 - 14:29	0	1	1
14:30 - 14:44	0	0	0
14:45 - 14:59	0	4	4
15:00 - 15:14	0	0	0
15:15 - 15:29	0	0	0
15:30 - 15:44	0	0	0
15:45 - 15:59	0	0	0
16:00 - 16:14	0	0	0
16:15 - 16:29	0	1	1
16:30 - 16:44	1	1	2
16:45 - 16:59	1	1	2
17:00 - 17:14	1	0	1
17:15 - 17:29	0	0	0
17:30 - 17:44	0	0	0
17:45 - 17:59	0	1	1
18:00 - 18:14	1	0	1
18:15 - 18:29	0	1	1
18:30 - 18:44	0	2	2
18:45 - 18:59	0	1	1
19:00 - 19:14	0	1	1
19:15 - 19:29	0	0	0
19:30 - 19:44	1	0	1
19:45 - 19:59	0	2	2
20:00 - 20:14	0	0	0
20:15 - 20:29	1	0	1
20:30 - 20:44	0	1	1
20:45 - 20:59	0	0	0

21:00 - 21:14	0	2	2
21:15 - 21:29	0	0	0
21:30 - 21:44	0	0	0
21:45 - 21:59	0	0	0
22:00 - 22:14	0	0	0
22:15 - 22:29	1	0	1
22:30 - 22:44	0	1	1
22:45 - 22:59	1	2	3
23:00 - 23:14	0	0	0
23:15 - 23:29	1	1	2
23:30 - 23:44	0	0	0
23:45 - 23:59	0	1	1
Totals	15	51	66

AM Peak Time 09:25 - 10:24 09:46 - 10:45 09:46 - 10:45

AM Peak

Volume	2	5	7
--------	---	---	---

PM Peak Time 16:02 - 17:01 13:56 - 14:55 13:56 - 14:55

PM Peak

Volume	3	7	7
--------	---	---	---

Study Date: Wednesday, 06/27/2018  
Unit ID: 0076  
Location: SW 17th Lane, West of SW 22nd Avenue

	Westbound	Eastbound	Total	
00:00 - 00:14	0	0	0	0
00:15 - 00:29	0	0	0	0
00:30 - 00:44	0	0	1	1
00:45 - 00:59	0	0	0	0
01:00 - 01:14	0	0	0	0
01:15 - 01:29	0	0	0	0
01:30 - 01:44	0	0	0	0
01:45 - 01:59	0	0	0	0
02:00 - 02:14	0	0	0	0
02:15 - 02:29	0	0	1	1
02:30 - 02:44	0	0	1	1
02:45 - 02:59	0	0	0	0
03:00 - 03:14	0	0	0	0
03:15 - 03:29	0	0	0	0
03:30 - 03:44	0	0	0	0
03:45 - 03:59	0	0	1	1
04:00 - 04:14	0	0	0	0
04:15 - 04:29	0	0	0	0
04:30 - 04:44	0	0	1	1
04:45 - 04:59	0	0	0	0
05:00 - 05:14	0	0	2	2
05:15 - 05:29	0	0	0	0
05:30 - 05:44	0	0	0	0
05:45 - 05:59	0	0	0	0
06:00 - 06:14	1	0	0	1
06:15 - 06:29	0	0	0	0
06:30 - 06:44	1	0	0	1
06:45 - 06:59	0	0	1	1
07:00 - 07:14	0	0	0	0
07:15 - 07:29	0	0	0	0
07:30 - 07:44	0	0	0	0
07:45 - 07:59	0	0	1	1
08:00 - 08:14	1	0	3	4
08:15 - 08:29	0	0	1	1
08:30 - 08:44	0	0	1	1
08:45 - 08:59	0	0	0	0
09:00 - 09:14	0	0	0	0
09:15 - 09:29	1	0	1	2

09:30 - 09:44	0	0	0
09:45 - 09:59	0	0	0
10:00 - 10:14	0	0	0
10:15 - 10:29	1	2	3
10:30 - 10:44	0	0	0
10:45 - 10:59	0	1	1
11:00 - 11:14	0	2	2
11:15 - 11:29	1	0	1
11:30 - 11:44	0	0	0
11:45 - 11:59	0	0	0
12:00 - 12:14	0	1	1
12:15 - 12:29	0	1	1
12:30 - 12:44	1	1	2
12:45 - 12:59	0	0	0
13:00 - 13:14	0	1	1
13:15 - 13:29	3	0	3
13:30 - 13:44	0	0	0
13:45 - 13:59	0	1	1
14:00 - 14:14	0	0	0
14:15 - 14:29	0	0	0
14:30 - 14:44	0	1	1
14:45 - 14:59	0	0	0
15:00 - 15:14	0	1	1
15:15 - 15:29	1	0	1
15:30 - 15:44	0	1	1
15:45 - 15:59	0	0	0
16:00 - 16:14	0	0	0
16:15 - 16:29	0	1	1
16:30 - 16:44	0	0	0
16:45 - 16:59	0	0	0
17:00 - 17:14	0	1	1
17:15 - 17:29	0	3	3
17:30 - 17:44	1	3	4
17:45 - 17:59	0	1	1
18:00 - 18:14	1	2	3
18:15 - 18:29	0	2	2
18:30 - 18:44	0	0	0
18:45 - 18:59	1	0	1
19:00 - 19:14	0	0	0
19:15 - 19:29	0	3	3
19:30 - 19:44	0	1	1
19:45 - 19:59	1	2	3
20:00 - 20:14	0	0	0
20:15 - 20:29	1	0	1
20:30 - 20:44	0	0	0
20:45 - 20:59	0	0	0

21:00 - 21:14	0	0	0
21:15 - 21:29	2	0	2
21:30 - 21:44	0	3	3
21:45 - 21:59	0	1	1
22:00 - 22:14	0	1	1
22:15 - 22:29	0	0	0
22:30 - 22:44	1	0	1
22:45 - 22:59	0	1	1
23:00 - 23:14	2	1	3
23:15 - 23:29	0	0	0
23:30 - 23:44	0	0	0
23:45 - 23:59	1	0	1
Totals	22	54	76
AM Peak Time 05:31 - 06:30 07:34 - 08:33 07:34 - 08:33			
AM Peak	2	6	7
PM Peak Time 12:25 - 13:24 17:02 - 18:01 17:02 - 18:01			
PM Peak	4	10	11







20:30 - 20:44	0	0	0	0	1	0	0	0	0	0	0	0	0	0	0	1
20:45 - 20:59	0	0	0	0	0	0	0	0	0	0	0	0	0	0	0	0
21:00 - 21:14	0	1	1	0	0	0	0	0	0	0	0	0	0	0	0	2
21:15 - 21:29	0	0	0	0	0	0	0	0	0	0	0	0	0	0	0	0
21:30 - 21:44	0	0	0	0	0	0	0	0	0	0	0	0	0	0	0	0
21:45 - 21:59	0	0	0	0	0	0	0	0	0	0	0	0	0	0	0	0
22:00 - 22:14	0	0	0	0	0	0	0	0	0	0	0	0	0	0	0	0
22:15 - 22:29	0	0	1	0	0	0	0	0	0	0	0	0	0	0	0	1
22:30 - 22:44	0	0	0	0	1	0	0	0	0	0	0	0	0	0	0	1
22:45 - 22:59	0	0	1	2	0	0	0	0	0	0	0	0	0	0	0	3
23:00 - 23:14	0	0	0	0	0	0	0	0	0	0	0	0	0	0	0	0
23:15 - 23:29	0	0	0	2	0	0	0	0	0	0	0	0	0	0	0	2
23:30 - 23:44	0	0	0	0	0	0	0	0	0	0	0	0	0	0	0	0
23:45 - 23:59	0	0	1	0	0	0	0	0	0	0	0	0	0	0	0	1
Totals	1	7	27	21	10	0	0	0	0	0	0	0	0	0	0	66
Percent of Total	1.5	10.6	40.9	31.8	15.2	0.0	0.0	0.0	0.0	0.0	0.0	0.0	0.0	0.0	0.0	100
Percent of AM	4.0	8.0	36.0	36.0	16.0	0.0	0.0	0.0	0.0	0.0	0.0	0.0	0.0	0.0	0.0	100
Percent of PM	0.0	12.2	43.9	29.3	14.6	0.0	0.0	0.0	0.0	0.0	0.0	0.0	0.0	0.0	0.0	100

Standard Deviation:	4.8 MPH	85th Percentile:	20.8 MPH
Mean Speed:	15.9 MPH	15th Percentile:	11.3 MPH
Median Speed:	15.5 MPH	90th Percentile:	22.5 MPH
Modal Speed:	13.5 MPH	95th Percentile:	24.1 MPH





20:30 - 20:44	0	0	0	0	0	0	0	0	0	0	0	0	0	0	0	0
20:45 - 20:59	0	0	0	0	0	0	0	0	0	0	0	0	0	0	0	0
21:00 - 21:14	0	0	0	0	0	0	0	0	0	0	0	0	0	0	0	0
21:15 - 21:29	0	0	2	0	0	0	0	0	0	0	0	0	0	0	0	2
21:30 - 21:44	0	1	1	0	1	0	0	0	0	0	0	0	0	0	0	3
21:45 - 21:59	0	0	0	0	0	1	0	0	0	0	0	0	0	0	0	1
22:00 - 22:14	0	1	0	0	0	0	0	0	0	0	0	0	0	0	0	1
22:15 - 22:29	0	0	0	0	0	0	0	0	0	0	0	0	0	0	0	0
22:30 - 22:44	0	0	1	0	0	0	0	0	0	0	0	0	0	0	0	1
22:45 - 22:59	0	0	1	0	0	0	0	0	0	0	0	0	0	0	0	1
23:00 - 23:14	0	0	1	2	0	0	0	0	0	0	0	0	0	0	0	3
23:15 - 23:29	0	0	0	0	0	0	0	0	0	0	0	0	0	0	0	0
23:30 - 23:44	0	0	0	0	0	0	0	0	0	0	0	0	0	0	0	0
23:45 - 23:59	0	0	1	0	0	0	0	0	0	0	0	0	0	0	0	1
Totals	0	12	32	20	8	3	1	0	0	0	0	0	0	0	0	76
Percent of Total	0.0	15.8	42.1	26.3	10.5	3.9	1.3	0.0	0.0	0.0	0.0	0.0	0.0	0.0	0.0	100
Percent of AM	0.0	11.5	50.0	26.9	7.7	3.8	0.0	0.0	0.0	0.0	0.0	0.0	0.0	0.0	0.0	100
Percent of PM	0.0	18.0	38.0	26.0	12.0	4.0	2.0	0.0	0.0	0.0	0.0	0.0	0.0	0.0	0.0	100

Standard Deviation:	5.6 MPH	85th Percentile:	21.1 MPH
Mean Speed:	15.9 MPH	15th Percentile:	10.5 MPH
Median Speed:	15.0 MPH	90th Percentile:	23.4 MPH
Modal Speed:	13.5 MPH	95th Percentile:	25.5 MPH

Daily Vehicle Volume Report

Study Date: Wednesday, 05/16/2018  
Unit ID: 0206  
Location: SW 18th Street, West of SW 22nd Avenue

	Westbound Volume	Eastbound Volume	Total Volume	
00:00 - 00:14	0	0	0	0
00:15 - 00:29	0	0	0	0
00:30 - 00:44	1	1	2	2
00:45 - 00:59	0	0	0	0
01:00 - 01:14	1	0	1	1
01:15 - 01:29	0	0	0	0
01:30 - 01:44	0	0	0	0
01:45 - 01:59	0	0	0	0
02:00 - 02:14	1	0	1	1
02:15 - 02:29	0	0	0	0
02:30 - 02:44	0	0	0	0
02:45 - 02:59	1	0	1	1
03:00 - 03:14	0	0	0	0
03:15 - 03:29	0	0	0	0
03:30 - 03:44	1	0	1	1
03:45 - 03:59	0	1	1	1
04:00 - 04:14	0	0	0	0
04:15 - 04:29	0	0	0	0
04:30 - 04:44	0	0	0	0
04:45 - 04:59	1	0	1	1
05:00 - 05:14	2	0	2	2
05:15 - 05:29	0	0	0	0
05:30 - 05:44	0	1	1	1
05:45 - 05:59	0	4	4	4
06:00 - 06:14	2	1	3	3
06:15 - 06:29	1	2	3	3
06:30 - 06:44	3	3	6	6
06:45 - 06:59	2	4	6	6
07:00 - 07:14	3	5	8	8
07:15 - 07:29	5	6	11	11
07:30 - 07:44	4	6	10	10
07:45 - 07:59	3	11	14	14
08:00 - 08:14	2	6	8	8
08:15 - 08:29	7	5	12	12
08:30 - 08:44	5	7	12	12
08:45 - 08:59	3	2	5	5
09:00 - 09:14	4	1	5	5
09:15 - 09:29	4	3	7	7

09:30 - 09:44	0	2	2
09:45 - 09:59	4	4	8
10:00 - 10:14	5	1	6
10:15 - 10:29	0	1	1
10:30 - 10:44	6	8	14
10:45 - 10:59	3	5	8
11:00 - 11:14	1	5	6
11:15 - 11:29	2	6	8
11:30 - 11:44	7	4	11
11:45 - 11:59	7	4	11
12:00 - 12:14	4	2	6
12:15 - 12:29	2	5	7
12:30 - 12:44	3	2	5
12:45 - 12:59	7	8	15
13:00 - 13:14	4	5	9
13:15 - 13:29	2	3	5
13:30 - 13:44	4	5	9
13:45 - 13:59	8	2	10
14:00 - 14:14	3	4	7
14:15 - 14:29	6	4	10
14:30 - 14:44	1	8	9
14:45 - 14:59	5	2	7
15:00 - 15:14	7	6	13
15:15 - 15:29	5	7	12
15:30 - 15:44	6	3	9
15:45 - 15:59	6	5	11
16:00 - 16:14	6	5	11
16:15 - 16:29	4	7	11
16:30 - 16:44	8	5	13
16:45 - 16:59	6	5	11
17:00 - 17:14	9	8	17
17:15 - 17:29	5	3	8
17:30 - 17:44	5	5	10
17:45 - 17:59	5	2	7
18:00 - 18:14	2	6	8
18:15 - 18:29	0	4	4
18:30 - 18:44	4	6	10
18:45 - 18:59	9	4	13
19:00 - 19:14	3	6	9
19:15 - 19:29	1	2	3
19:30 - 19:44	5	4	9
19:45 - 19:59	2	8	10
20:00 - 20:14	2	5	7
20:15 - 20:29	5	1	6

20:30 - 20:44	3	5	8
20:45 - 20:59	1	2	3
21:00 - 21:14	1	4	5
21:15 - 21:29	3	1	4
21:30 - 21:44	2	3	5
21:45 - 21:59	2	3	5
22:00 - 22:14	1	4	5
22:15 - 22:29	2	2	4
22:30 - 22:44	1	1	2
22:45 - 22:59	1	1	2
23:00 - 23:14	2	0	2
23:15 - 23:29	2	3	5
23:30 - 23:44	1	0	1
23:45 - 23:59	1	0	1
Totals	268	295	563

AM Peak Time 07:43 - 08:42 07:39 - 08:38 07:39 - 08:38

AM Peak

Volume	19	31	49
--------	----	----	----

PM Peak Time 16:24 - 17:23 16:06 - 17:05 16:21 - 17:20

PM Peak

Volume	30	27	55
--------	----	----	----







20:30 - 20:44	0	0	0	1	5	2	0	0	0	0	0	0	0	0	0	8
20:45 - 20:59	0	0	0	1	2	0	0	0	0	0	0	0	0	0	0	3
21:00 - 21:14	0	0	0	3	1	1	0	0	0	0	0	0	0	0	0	5
21:15 - 21:29	0	0	0	1	3	0	0	0	0	0	0	0	0	0	0	4
21:30 - 21:44	0	0	0	3	0	2	0	0	0	0	0	0	0	0	0	5
21:45 - 21:59	0	0	2	1	0	2	0	0	0	0	0	0	0	0	0	5
22:00 - 22:14	0	0	1	2	1	0	1	0	0	0	0	0	0	0	0	5
22:15 - 22:29	0	0	1	0	1	2	0	0	0	0	0	0	0	0	0	4
22:30 - 22:44	0	0	0	1	1	0	0	0	0	0	0	0	0	0	0	2
22:45 - 22:59	0	0	0	1	1	0	0	0	0	0	0	0	0	0	0	2
23:00 - 23:14	0	0	0	0	1	1	0	0	0	0	0	0	0	0	0	2
23:15 - 23:29	0	0	1	1	3	0	0	0	0	0	0	0	0	0	0	5
23:30 - 23:44	0	0	0	0	1	0	0	0	0	0	0	0	0	0	0	1
23:45 - 23:59	0	0	0	1	0	0	0	0	0	0	0	0	0	0	0	1
Totals	3	19	56	159	204	101	17	3	0	0	0	0	0	0	1	563
Percent of Total	0.5	3.4	9.9	28.2	36.2	17.9	3.0	0.5	0.0	0.0	0.0	0.0	0.0	0.0	0.2	100
Percent of AM	0.5	2.5	11.0	25.0	37.0	20.5	3.0	0.5	0.0	0.0	0.0	0.0	0.0	0.0	0.0	100
Percent of PM	0.6	3.9	9.4	30.0	35.8	16.5	3.0	0.6	0.0	0.0	0.0	0.0	0.0	0.0	0.3	100

Standard Deviation:	6.5 MPH	85th Percentile:	27.8 MPH
Mean Speed:	21.9 MPH	15th Percentile:	16.2 MPH
Median Speed:	22.1 MPH	90th Percentile:	29.2 MPH
Modal Speed:	23.5 MPH	95th Percentile:	30.6 MPH

Daily Vehicle Volume Report

Study Date: Thursday, 05/17/2018  
Unit ID: 0162  
Location: SW 19th Terrace, West of SW 22nd Avenue

	Westbound Volume	Eastbound Volume	Total Volume	
00:00 - 00:14	0	0	0	0
00:15 - 00:29	1	0	0	1
00:30 - 00:44	1	0	0	1
00:45 - 00:59	0	0	0	0
01:00 - 01:14	0	0	0	0
01:15 - 01:29	0	0	0	0
01:30 - 01:44	0	0	0	0
01:45 - 01:59	0	0	0	0
02:00 - 02:14	0	0	0	0
02:15 - 02:29	0	0	0	0
02:30 - 02:44	0	0	0	0
02:45 - 02:59	0	0	0	0
03:00 - 03:14	0	0	0	0
03:15 - 03:29	0	0	0	0
03:30 - 03:44	0	0	0	0
03:45 - 03:59	0	0	0	0
04:00 - 04:14	0	0	0	0
04:15 - 04:29	1	1	1	2
04:30 - 04:44	0	0	0	0
04:45 - 04:59	0	1	1	1
05:00 - 05:14	0	3	3	3
05:15 - 05:29	0	1	1	1
05:30 - 05:44	0	2	2	2
05:45 - 05:59	0	2	2	2
06:00 - 06:14	0	1	1	1
06:15 - 06:29	0	2	2	2
06:30 - 06:44	2	2	2	4
06:45 - 06:59	3	1	1	4
07:00 - 07:14	0	4	4	4
07:15 - 07:29	2	6	6	8
07:30 - 07:44	4	2	2	6
07:45 - 07:59	1	9	9	10
08:00 - 08:14	0	10	10	10
08:15 - 08:29	4	2	2	6
08:30 - 08:44	0	13	13	13
08:45 - 08:59	3	3	3	6
09:00 - 09:14	2	9	9	11
09:15 - 09:29	4	1	1	5

09:30 - 09:44	0	5	5
09:45 - 09:59	2	4	6
10:00 - 10:14	1	1	2
10:15 - 10:29	2	0	2
10:30 - 10:44	2	4	6
10:45 - 10:59	1	1	2
11:00 - 11:14	1	1	2
11:15 - 11:29	1	3	4
11:30 - 11:44	2	5	7
11:45 - 11:59	2	2	4
12:00 - 12:14	1	4	5
12:15 - 12:29	1	2	3
12:30 - 12:44	1	3	4
12:45 - 12:59	1	1	2
13:00 - 13:14	2	2	4
13:15 - 13:29	1	1	2
13:30 - 13:44	2	4	6
13:45 - 13:59	0	1	1
14:00 - 14:14	3	1	4
14:15 - 14:29	1	4	5
14:30 - 14:44	0	1	1
14:45 - 14:59	2	2	4
15:00 - 15:14	4	6	10
15:15 - 15:29	1	3	4
15:30 - 15:44	6	2	8
15:45 - 15:59	4	4	8
16:00 - 16:14	4	2	6
16:15 - 16:29	4	2	6
16:30 - 16:44	7	2	9
16:45 - 16:59	3	3	6
17:00 - 17:14	3	2	5
17:15 - 17:29	6	4	10
17:30 - 17:44	4	6	10
17:45 - 17:59	6	5	11
18:00 - 18:14	10	3	13
18:15 - 18:29	5	6	11
18:30 - 18:44	2	4	6
18:45 - 18:59	2	1	3
19:00 - 19:14	5	3	8
19:15 - 19:29	1	3	4
19:30 - 19:44	2	0	2
19:45 - 19:59	0	2	2
20:00 - 20:14	2	1	3
20:15 - 20:29	1	3	4

20:30 - 20:44	0	2	2
20:45 - 20:59	1	2	3
21:00 - 21:14	1	0	1
21:15 - 21:29	1	0	1
21:30 - 21:44	0	0	0
21:45 - 21:59	1	2	3
22:00 - 22:14	2	2	4
22:15 - 22:29	2	3	5
22:30 - 22:44	0	0	0
22:45 - 22:59	0	1	1
23:00 - 23:14	0	0	0
23:15 - 23:29	0	0	0
23:30 - 23:44	1	2	3
23:45 - 23:59	0	1	1
Totals	148	209	357

AM Peak Time 07:21 - 08:20 07:44 - 08:43 07:41 - 08:40

AM Peak

Volume	11	35	41
--------	----	----	----

PM Peak Time 17:26 - 18:25 17:28 - 18:27 17:26 - 18:25

PM Peak

Volume	28	20	46
--------	----	----	----





20:30 - 20:44	0	0	1	1	0	0	0	0	0	0	0	0	0	0	0	2
20:45 - 20:59	0	0	0	1	2	0	0	0	0	0	0	0	0	0	0	3
21:00 - 21:14	0	0	0	1	0	0	0	0	0	0	0	0	0	0	0	1
21:15 - 21:29	0	0	0	0	0	1	0	0	0	0	0	0	0	0	0	1
21:30 - 21:44	0	0	0	0	0	0	0	0	0	0	0	0	0	0	0	0
21:45 - 21:59	0	0	0	1	2	0	0	0	0	0	0	0	0	0	0	3
22:00 - 22:14	0	0	0	1	2	1	0	0	0	0	0	0	0	0	0	4
22:15 - 22:29	0	1	0	0	2	2	0	0	0	0	0	0	0	0	0	5
22:30 - 22:44	0	0	0	0	0	0	0	0	0	0	0	0	0	0	0	0
22:45 - 22:59	0	0	0	1	0	0	0	0	0	0	0	0	0	0	0	1
23:00 - 23:14	0	0	0	0	0	0	0	0	0	0	0	0	0	0	0	0
23:15 - 23:29	0	0	0	0	0	0	0	0	0	0	0	0	0	0	0	0
23:30 - 23:44	0	0	0	0	2	1	0	0	0	0	0	0	0	0	0	3
23:45 - 23:59	0	0	0	0	0	1	0	0	0	0	0	0	0	0	0	1
Totals	3	8	25	74	151	77	18	1	0	0	0	0	0	0	0	357
Percent of Total	0.8	2.2	7.0	20.7	42.3	21.6	5.0	0.3	0.0	0.0	0.0	0.0	0.0	0.0	0.0	100
Percent of AM	1.4	2.8	8.4	16.1	44.8	20.3	5.6	0.7	0.0	0.0	0.0	0.0	0.0	0.0	0.0	100
Percent of PM	0.5	1.9	6.1	23.8	40.7	22.4	4.7	0.0	0.0	0.0	0.0	0.0	0.0	0.0	0.0	100

Standard Deviation:	5.8 MPH	85th Percentile:	28.7 MPH
Mean Speed:	22.9 MPH	15th Percentile:	17.2 MPH
Median Speed:	23.3 MPH	90th Percentile:	29.9 MPH
Modal Speed:	23.5 MPH	95th Percentile:	31.2 MPH



Daily Vehicle Volume Report

Study Date: Thursday, 05/17/2018  
Unit ID: 0215  
Location: SW 20th Street, West of SW 22nd Avenue

	Westbound Volume	Eastbound Volume	Total Volume	
00:00 - 00:14	0	0	0	0
00:15 - 00:29	1	1	2	2
00:30 - 00:44	0	0	0	0
00:45 - 00:59	0	0	0	0
01:00 - 01:14	0	0	0	0
01:15 - 01:29	0	0	0	0
01:30 - 01:44	0	0	0	0
01:45 - 01:59	0	0	0	0
02:00 - 02:14	0	0	0	0
02:15 - 02:29	0	0	0	0
02:30 - 02:44	0	0	0	0
02:45 - 02:59	0	0	0	0
03:00 - 03:14	0	0	0	0
03:15 - 03:29	0	0	0	0
03:30 - 03:44	0	0	0	0
03:45 - 03:59	0	0	0	0
04:00 - 04:14	0	0	0	0
04:15 - 04:29	0	0	0	0
04:30 - 04:44	0	0	0	0
04:45 - 04:59	0	0	0	0
05:00 - 05:14	0	0	0	0
05:15 - 05:29	2	0	2	2
05:30 - 05:44	1	2	3	3
05:45 - 05:59	0	0	0	0
06:00 - 06:14	0	2	2	2
06:15 - 06:29	1	0	1	1
06:30 - 06:44	3	2	5	5
06:45 - 06:59	2	2	4	4
07:00 - 07:14	0	7	7	7
07:15 - 07:29	3	12	15	15
07:30 - 07:44	3	8	11	11
07:45 - 07:59	7	7	14	14
08:00 - 08:14	3	8	11	11
08:15 - 08:29	4	13	17	17
08:30 - 08:44	3	11	14	14
08:45 - 08:59	2	9	11	11
09:00 - 09:14	2	4	6	6
09:15 - 09:29	1	4	5	5

09:30 - 09:44	2	3	5
09:45 - 09:59	5	4	9
10:00 - 10:14	2	3	5
10:15 - 10:29	4	1	5
10:30 - 10:44	2	3	5
10:45 - 10:59	1	1	2
11:00 - 11:14	1	3	4
11:15 - 11:29	4	1	5
11:30 - 11:44	1	4	5
11:45 - 11:59	2	4	6
12:00 - 12:14	6	1	7
12:15 - 12:29	4	4	8
12:30 - 12:44	6	3	9
12:45 - 12:59	2	2	4
13:00 - 13:14	1	2	3
13:15 - 13:29	3	1	4
13:30 - 13:44	1	4	5
13:45 - 13:59	5	2	7
14:00 - 14:14	1	2	3
14:15 - 14:29	3	7	10
14:30 - 14:44	4	5	9
14:45 - 14:59	5	1	6
15:00 - 15:14	5	1	6
15:15 - 15:29	7	8	15
15:30 - 15:44	10	5	15
15:45 - 15:59	9	2	11
16:00 - 16:14	6	3	9
16:15 - 16:29	6	8	14
16:30 - 16:44	16	3	19
16:45 - 16:59	17	7	24
17:00 - 17:14	16	3	19
17:15 - 17:29	12	3	15
17:30 - 17:44	9	7	16
17:45 - 17:59	9	5	14
18:00 - 18:14	9	5	14
18:15 - 18:29	11	3	14
18:30 - 18:44	6	6	12
18:45 - 18:59	6	3	9
19:00 - 19:14	7	3	10
19:15 - 19:29	0	2	2
19:30 - 19:44	3	6	9
19:45 - 19:59	0	4	4
20:00 - 20:14	1	3	4
20:15 - 20:29	2	3	5

20:30 - 20:44	6	2	8
20:45 - 20:59	4	0	4
21:00 - 21:14	2	2	4
21:15 - 21:29	2	3	5
21:30 - 21:44	2	3	5
21:45 - 21:59	1	1	2
22:00 - 22:14	2	0	2
22:15 - 22:29	1	3	4
22:30 - 22:44	0	1	1
22:45 - 22:59	0	2	2
23:00 - 23:14	1	1	2
23:15 - 23:29	1	0	1
23:30 - 23:44	1	1	2
23:45 - 23:59	0	1	1
Totals	293	266	559

AM Peak Time 07:41 - 08:40 07:51 - 08:50 07:41 - 08:40

AM Peak

Volume	19	42	59
--------	----	----	----

PM Peak Time 16:35 - 17:34 17:23 - 18:22 16:35 - 17:34

PM Peak

Volume	63	22	82
--------	----	----	----





20:30 - 20:44	0	1	1	5	1	0	0	0	0	0	0	0	0	0	0	8
20:45 - 20:59	0	0	2	1	1	0	0	0	0	0	0	0	0	0	0	4
21:00 - 21:14	0	0	2	1	1	0	0	0	0	0	0	0	0	0	0	4
21:15 - 21:29	0	1	0	1	3	0	0	0	0	0	0	0	0	0	0	5
21:30 - 21:44	0	0	0	0	2	3	0	0	0	0	0	0	0	0	0	5
21:45 - 21:59	0	0	0	2	0	0	0	0	0	0	0	0	0	0	0	2
22:00 - 22:14	0	0	1	1	0	0	0	0	0	0	0	0	0	0	0	2
22:15 - 22:29	0	1	1	0	1	1	0	0	0	0	0	0	0	0	0	4
22:30 - 22:44	0	0	0	0	1	0	0	0	0	0	0	0	0	0	0	1
22:45 - 22:59	0	0	1	0	1	0	0	0	0	0	0	0	0	0	0	2
23:00 - 23:14	0	0	0	1	0	1	0	0	0	0	0	0	0	0	0	2
23:15 - 23:29	0	0	0	1	0	0	0	0	0	0	0	0	0	0	0	1
23:30 - 23:44	0	0	0	1	1	0	0	0	0	0	0	0	0	0	0	2
23:45 - 23:59	0	0	0	0	0	1	0	0	0	0	0	0	0	0	0	1
Totals	6	21	71	146	210	83	20	0	1	0	0	0	0	0	1	559
Percent of Total	1.1	3.8	12.7	26.1	37.6	14.8	3.6	0.0	0.2	0.0	0.0	0.0	0.0	0.0	0.2	100
Percent of AM	2.8	2.8	13.3	18.2	38.7	17.1	6.1	0.0	0.6	0.0	0.0	0.0	0.0	0.0	0.6	100
Percent of PM	0.3	4.2	12.4	29.9	37.0	13.8	2.4	0.0	0.0	0.0	0.0	0.0	0.0	0.0	0.0	100

Standard Deviation:	6.7 MPH	85th Percentile:	27.2 MPH
Mean Speed:	21.4 MPH	15th Percentile:	15.0 MPH
Median Speed:	21.8 MPH	90th Percentile:	28.9 MPH
Modal Speed:	23.5 MPH	95th Percentile:	30.6 MPH

Daily Vehicle Volume

Study Date: Thursday, 05/31/2018  
Unit ID: 0201  
Location: SW 21st Street, West of SW 22nd Avenue

	Westbound Volume	Eastbound Volume	Total Volume
00:00 - 00:14	1	0	1
00:15 - 00:29	0	0	0
00:30 - 00:44	0	0	0
00:45 - 00:59	0	1	1
01:00 - 01:14	0	1	1
01:15 - 01:29	1	0	1
01:30 - 01:44	0	0	0
01:45 - 01:59	1	0	1
02:00 - 02:14	0	0	0
02:15 - 02:29	0	0	0
02:30 - 02:44	0	0	0
02:45 - 02:59	0	0	0
03:00 - 03:14	0	0	0
03:15 - 03:29	0	0	0
03:30 - 03:44	0	0	0
03:45 - 03:59	0	0	0
04:00 - 04:14	0	0	0
04:15 - 04:29	0	0	0
04:30 - 04:44	0	0	0
04:45 - 04:59	0	0	0
05:00 - 05:14	0	0	0
05:15 - 05:29	0	0	0
05:30 - 05:44	1	0	1
05:45 - 05:59	1	0	1
06:00 - 06:14	1	0	1
06:15 - 06:29	4	1	5
06:30 - 06:44	1	1	2
06:45 - 06:59	1	4	5
07:00 - 07:14	5	0	5
07:15 - 07:29	3	10	13
07:30 - 07:44	8	7	15
07:45 - 07:59	5	10	15
08:00 - 08:14	7	9	16
08:15 - 08:29	10	16	26
08:30 - 08:44	19	8	27
08:45 - 08:59	11	9	20
09:00 - 09:14	12	8	20
09:15 - 09:29	11	6	17

09:30 - 09:44	6	4	10
09:45 - 09:59	6	2	8
10:00 - 10:14	7	7	14
10:15 - 10:29	6	3	9
10:30 - 10:44	8	3	11
10:45 - 10:59	9	10	19
11:00 - 11:14	0	10	10
11:15 - 11:29	5	3	8
11:30 - 11:44	13	4	17
11:45 - 11:59	8	3	11
12:00 - 12:14	5	1	6
12:15 - 12:29	8	3	11
12:30 - 12:44	8	1	9
12:45 - 12:59	11	3	14
13:00 - 13:14	10	6	16
13:15 - 13:29	7	5	12
13:30 - 13:44	5	2	7
13:45 - 13:59	9	4	13
14:00 - 14:14	4	4	8
14:15 - 14:29	9	7	16
14:30 - 14:44	7	2	9
14:45 - 14:59	10	7	17
15:00 - 15:14	11	3	14
15:15 - 15:29	20	3	23
15:30 - 15:44	23	5	28
15:45 - 15:59	17	3	20
16:00 - 16:14	22	4	26
16:15 - 16:29	12	3	15
16:30 - 16:44	19	6	25
16:45 - 16:59	27	6	33
17:00 - 17:14	36	5	41
17:15 - 17:29	43	4	47
17:30 - 17:44	30	3	33
17:45 - 17:59	23	3	26
18:00 - 18:14	20	2	22
18:15 - 18:29	20	2	22
18:30 - 18:44	20	4	24
18:45 - 18:59	13	8	21
19:00 - 19:14	11	7	18
19:15 - 19:29	11	3	14
19:30 - 19:44	2	2	4
19:45 - 19:59	6	5	11
20:00 - 20:14	3	3	6
20:15 - 20:29	5	3	8
20:30 - 20:44	3	1	4
20:45 - 20:59	2	2	4



21:00 - 21:14	0	2	2
21:15 - 21:29	3	3	6
21:30 - 21:44	3	3	6
21:45 - 21:59	3	3	6
22:00 - 22:14	4	3	7
22:15 - 22:29	1	0	1
22:30 - 22:44	0	2	2
22:45 - 22:59	1	1	2
23:00 - 23:14	0	0	0
23:15 - 23:29	1	0	1
23:30 - 23:44	0	1	1
23:45 - 23:59	1	2	3
Totals	680	295	975
AM Peak Time	08:24 - 09:23	07:51 - 08:50	08:06 - 09:05
AM Peak Volume	57	47	95
PM Peak Time	16:40 - 17:39	14:02 - 15:01	16:40 - 17:39
PM Peak Volume	139	23	158





21:00 - 21:14	0	0	1	0	0	1	0	0	0	0	0	0	0	0	0	2
21:15 - 21:29	0	0	1	0	4	1	0	0	0	0	0	0	0	0	0	6
21:30 - 21:44	0	0	0	3	3	0	0	0	0	0	0	0	0	0	0	6
21:45 - 21:59	0	0	0	4	2	0	0	0	0	0	0	0	0	0	0	6
22:00 - 22:14	0	0	1	1	2	2	1	0	0	0	0	0	0	0	0	7
22:15 - 22:29	0	0	0	0	1	0	0	0	0	0	0	0	0	0	0	1
22:30 - 22:44	0	0	0	0	2	0	0	0	0	0	0	0	0	0	0	2
22:45 - 22:59	0	0	1	0	0	1	0	0	0	0	0	0	0	0	0	2
23:00 - 23:14	0	0	0	0	0	0	0	0	0	0	0	0	0	0	0	0
23:15 - 23:29	0	0	0	1	0	0	0	0	0	0	0	0	0	0	0	1
23:30 - 23:44	0	0	0	0	0	1	0	0	0	0	0	0	0	0	0	1
23:45 - 23:59	0	0	0	2	0	1	0	0	0	0	0	0	0	0	0	3
Totals	1	11	40	151	366	284	113	8	1	0	0	0	0	0	0	975
Percent of Total	0.1	1.1	4.1	15.5	37.5	29.1	11.6	0.8	0.1	0.0	0.0	0.0	0.0	0.0	0.0	100
Percent of AM	0.0	1.9	4.8	15.8	36.3	28.9	11.3	0.6	0.3	0.0	0.0	0.0	0.0	0.0	0.0	100
Percent of PM	0.2	0.8	3.8	15.4	38.1	29.2	11.7	0.9	0.0	0.0	0.0	0.0	0.0	0.0	0.0	100

Standard Deviation:	5.7 MPH	85th Percentile:	30.6 MPH
Mean Speed:	24.9 MPH	15th Percentile:	19.1 MPH
Median Speed:	24.9 MPH	90th Percentile:	32.1 MPH
Modal Speed:	23.5 MPH	95th Percentile:	34.2 MPH

Daily Vehicle Volume Report

Study Date: Tuesday, 05/22/2018  
Unit ID: 0038  
Location: SW 21st Ave, South of SW 9th Street

	Southbound Volume	Northbound Volume	Total Volume	
00:00 - 00:14	0	0	0	0
00:15 - 00:29	0	0	0	0
00:30 - 00:44	0	0	0	0
00:45 - 00:59	1	0	0	1
01:00 - 01:14	0	2	2	2
01:15 - 01:29	1	0	0	1
01:30 - 01:44	0	0	0	0
01:45 - 01:59	0	0	0	0
02:00 - 02:14	1	0	0	1
02:15 - 02:29	0	0	0	0
02:30 - 02:44	0	0	0	0
02:45 - 02:59	0	0	0	0
03:00 - 03:14	1	2	2	3
03:15 - 03:29	0	0	0	0
03:30 - 03:44	1	0	0	1
03:45 - 03:59	0	0	0	0
04:00 - 04:14	0	0	0	0
04:15 - 04:29	0	0	0	0
04:30 - 04:44	0	0	0	0
04:45 - 04:59	0	0	0	0
05:00 - 05:14	0	2	2	2
05:15 - 05:29	0	2	2	2
05:30 - 05:44	2	0	0	2
05:45 - 05:59	0	2	2	2
06:00 - 06:14	0	1	1	1
06:15 - 06:29	4	1	1	5
06:30 - 06:44	0	5	5	5
06:45 - 06:59	3	0	0	3
07:00 - 07:14	1	3	3	4
07:15 - 07:29	0	2	2	2
07:30 - 07:44	5	7	7	12
07:45 - 07:59	2	12	12	14
08:00 - 08:14	7	10	10	17
08:15 - 08:29	2	22	22	24
08:30 - 08:44	0	8	8	8
08:45 - 08:59	2	1	1	3
09:00 - 09:14	1	2	2	3
09:15 - 09:29	0	1	1	1

09:30 - 09:44	0	3	3
09:45 - 09:59	2	3	5
10:00 - 10:14	2	6	8
10:15 - 10:29	0	4	4
10:30 - 10:44	0	2	2
10:45 - 10:59	1	2	3
11:00 - 11:14	2	1	3
11:15 - 11:29	0	0	0
11:30 - 11:44	4	3	7
11:45 - 11:59	2	5	7
12:00 - 12:14	2	7	9
12:15 - 12:29	4	1	5
12:30 - 12:44	3	5	8
12:45 - 12:59	5	2	7
13:00 - 13:14	2	5	7
13:15 - 13:29	5	4	9
13:30 - 13:44	1	1	2
13:45 - 13:59	4	4	8
14:00 - 14:14	2	2	4
14:15 - 14:29	1	1	2
14:30 - 14:44	1	4	5
14:45 - 14:59	3	1	4
15:00 - 15:14	2	8	10
15:15 - 15:29	5	10	15
15:30 - 15:44	2	4	6
15:45 - 15:59	3	1	4
16:00 - 16:14	4	5	9
16:15 - 16:29	0	3	3
16:30 - 16:44	3	3	6
16:45 - 16:59	3	2	5
17:00 - 17:14	3	3	6
17:15 - 17:29	8	5	13
17:30 - 17:44	5	9	14
17:45 - 17:59	3	3	6
18:00 - 18:14	2	4	6
18:15 - 18:29	4	8	12
18:30 - 18:44	1	6	7
18:45 - 18:59	5	6	11
19:00 - 19:14	4	2	6
19:15 - 19:29	1	6	7
19:30 - 19:44	4	3	7
19:45 - 19:59	2	0	2
20:00 - 20:14	1	10	11
20:15 - 20:29	2	1	3

20:30 - 20:44	1	5	6
20:45 - 20:59	0	3	3
21:00 - 21:14	2	1	3
21:15 - 21:29	3	1	4
21:30 - 21:44	4	3	7
21:45 - 21:59	4	1	5
22:00 - 22:14	1	1	2
22:15 - 22:29	0	2	2
22:30 - 22:44	2	0	2
22:45 - 22:59	0	0	0
23:00 - 23:14	1	2	3
23:15 - 23:29	0	1	1
23:30 - 23:44	0	2	2
23:45 - 23:59	1	2	3
Totals	166	277	443

AM Peak Time 07:24 - 08:23 07:34 - 08:33 07:34 - 08:33

AM Peak

Volume	16	55	69
--------	----	----	----

PM Peak Time 16:43 - 17:42 17:33 - 18:32 17:09 - 18:08

PM Peak

Volume	20	26	42
--------	----	----	----







20:30 - 20:44	0	0	1	0	3	2	0	0	0	0	0	0	0	0	0	6
20:45 - 20:59	0	0	0	0	1	1	1	0	0	0	0	0	0	0	0	3
21:00 - 21:14	0	0	1	1	0	1	0	0	0	0	0	0	0	0	0	3
21:15 - 21:29	0	0	0	1	2	1	0	0	0	0	0	0	0	0	0	4
21:30 - 21:44	0	0	0	1	3	2	1	0	0	0	0	0	0	0	0	7
21:45 - 21:59	0	0	0	2	1	0	2	0	0	0	0	0	0	0	0	5
22:00 - 22:14	0	0	0	1	0	0	1	0	0	0	0	0	0	0	0	2
22:15 - 22:29	0	0	0	1	1	0	0	0	0	0	0	0	0	0	0	2
22:30 - 22:44	0	0	0	0	1	0	1	0	0	0	0	0	0	0	0	2
22:45 - 22:59	0	0	0	0	0	0	0	0	0	0	0	0	0	0	0	0
23:00 - 23:14	0	0	0	0	2	0	1	0	0	0	0	0	0	0	0	3
23:15 - 23:29	0	0	0	0	1	0	0	0	0	0	0	0	0	0	0	1
23:30 - 23:44	0	0	0	0	0	0	1	1	0	0	0	0	0	0	0	2
23:45 - 23:59	0	0	0	0	2	0	1	0	0	0	0	0	0	0	0	3
Totals	2	6	29	80	195	89	35	7	0	0	0	0	0	0	0	443
Percent of Total	0.5	1.4	6.5	18.1	44.0	20.1	7.9	1.6	0.0	0.0	0.0	0.0	0.0	0.0	0.0	100
Percent of AM	0.6	2.5	8.1	19.3	49.1	16.1	3.7	0.6	0.0	0.0	0.0	0.0	0.0	0.0	0.0	100
Percent of PM	0.4	0.7	5.7	17.4	41.1	22.3	10.3	2.1	0.0	0.0	0.0	0.0	0.0	0.0	0.0	100

Standard Deviation:	5.9 MPH	85th Percentile:	29.6 MPH
Mean Speed:	23.7 MPH	15th Percentile:	17.8 MPH
Median Speed:	23.7 MPH	90th Percentile:	30.8 MPH
Modal Speed:	23.5 MPH	95th Percentile:	33.8 MPH

Daily Vehicle Volume Report

Study Date: Thursday, 05/10/2018  
Unit ID: 0038  
Location: SW 10th Street, East of SW 22nd Avenue

	Westbound Volume	Eastbound Volume	Total Volume	
00:00 - 00:14	1	0	0	1
00:15 - 00:29	0	2	2	2
00:30 - 00:44	1	0	0	1
00:45 - 00:59	1	0	0	1
01:00 - 01:14	2	0	0	2
01:15 - 01:29	1	0	0	1
01:30 - 01:44	3	0	0	3
01:45 - 01:59	1	0	0	1
02:00 - 02:14	1	0	0	1
02:15 - 02:29	0	2	2	2
02:30 - 02:44	1	0	0	1
02:45 - 02:59	0	1	1	1
03:00 - 03:14	0	0	0	0
03:15 - 03:29	1	1	1	2
03:30 - 03:44	0	0	0	0
03:45 - 03:59	2	2	2	4
04:00 - 04:14	2	3	3	5
04:15 - 04:29	0	1	1	1
04:30 - 04:44	2	0	0	2
04:45 - 04:59	0	0	0	0
05:00 - 05:14	3	1	1	4
05:15 - 05:29	0	0	0	0
05:30 - 05:44	3	1	1	4
05:45 - 05:59	3	2	2	5
06:00 - 06:14	2	2	2	4
06:15 - 06:29	4	8	8	12
06:30 - 06:44	14	6	6	20
06:45 - 06:59	7	4	4	11
07:00 - 07:14	10	11	11	21
07:15 - 07:29	9	16	16	25
07:30 - 07:44	16	19	19	35
07:45 - 07:59	22	19	19	41
08:00 - 08:14	30	24	24	54
08:15 - 08:29	28	15	15	43
08:30 - 08:44	19	14	14	33
08:45 - 08:59	11	10	10	21
09:00 - 09:14	12	8	8	20
09:15 - 09:29	10	7	7	17

09:30 - 09:44	14	5	19
09:45 - 09:59	9	7	16
10:00 - 10:14	7	4	11
10:15 - 10:29	10	5	15
10:30 - 10:44	15	3	18
10:45 - 10:59	6	2	8
11:00 - 11:14	13	8	21
11:15 - 11:29	13	5	18
11:30 - 11:44	8	6	14
11:45 - 11:59	11	9	20
12:00 - 12:14	6	6	12
12:15 - 12:29	11	11	22
12:30 - 12:44	7	4	11
12:45 - 12:59	5	6	11
13:00 - 13:14	9	6	15
13:15 - 13:29	5	4	9
13:30 - 13:44	6	12	18
13:45 - 13:59	13	15	28
14:00 - 14:14	11	6	17
14:15 - 14:29	11	10	21
14:30 - 14:44	8	6	14
14:45 - 14:59	6	11	17
15:00 - 15:14	12	7	19
15:15 - 15:29	15	16	31
15:30 - 15:44	23	13	36
15:45 - 15:59	22	8	30
16:00 - 16:14	17	8	25
16:15 - 16:29	26	3	29
16:30 - 16:44	30	14	44
16:45 - 16:59	23	7	30
17:00 - 17:14	16	13	29
17:15 - 17:29	29	15	44
17:30 - 17:44	21	20	41
17:45 - 17:59	27	16	43
18:00 - 18:14	18	16	34
18:15 - 18:29	17	12	29
18:30 - 18:44	18	6	24
18:45 - 18:59	6	7	13
19:00 - 19:14	10	5	15
19:15 - 19:29	13	6	19
19:30 - 19:44	13	8	21
19:45 - 19:59	10	5	15
20:00 - 20:14	19	14	33
20:15 - 20:29	7	13	20

20:30 - 20:44	15	3	18
20:45 - 20:59	7	8	15
21:00 - 21:14	8	1	9
21:15 - 21:29	8	5	13
21:30 - 21:44	2	6	8
21:45 - 21:59	2	5	7
22:00 - 22:14	7	3	10
22:15 - 22:29	4	2	6
22:30 - 22:44	5	1	6
22:45 - 22:59	3	3	6
23:00 - 23:14	3	1	4
23:15 - 23:29	4	3	7
23:30 - 23:44	2	0	2
23:45 - 23:59	3	0	3
Totals	891	603	1494

AM Peak Time 07:43 - 08:42 07:18 - 08:17 07:35 - 08:34

AM Peak

Volume	102	82	177
--------	-----	----	-----

PM Peak Time 15:53 - 16:52 16:58 - 17:57 17:09 - 18:08

PM Peak

Volume	102	69	165
--------	-----	----	-----





20:30 - 20:44	0	0	0	4	6	3	5	0	0	0	0	0	0	0	0	18
20:45 - 20:59	0	0	3	0	6	3	3	0	0	0	0	0	0	0	0	15
21:00 - 21:14	0	0	0	1	6	1	1	0	0	0	0	0	0	0	0	9
21:15 - 21:29	0	0	2	0	4	6	0	0	1	0	0	0	0	0	0	13
21:30 - 21:44	0	0	0	1	2	2	3	0	0	0	0	0	0	0	0	8
21:45 - 21:59	1	0	0	3	1	2	0	0	0	0	0	0	0	0	0	7
22:00 - 22:14	0	0	0	1	3	4	2	0	0	0	0	0	0	0	0	10
22:15 - 22:29	0	0	0	2	1	0	3	0	0	0	0	0	0	0	0	6
22:30 - 22:44	0	0	0	1	4	0	1	0	0	0	0	0	0	0	0	6
22:45 - 22:59	0	0	0	0	2	3	0	0	1	0	0	0	0	0	0	6
23:00 - 23:14	0	0	0	1	2	0	1	0	0	0	0	0	0	0	0	4
23:15 - 23:29	0	0	0	0	2	0	5	0	0	0	0	0	0	0	0	7
23:30 - 23:44	0	0	0	0	1	1	0	0	0	0	0	0	0	0	0	2
23:45 - 23:59	0	0	0	0	1	2	0	0	0	0	0	0	0	0	0	3
Totals	9	16	51	164	535	443	226	45	4	1	0	0	0	0	0	1494
Percent of Total	0.6	1.1	3.4	11.0	35.8	29.7	15.1	3.0	0.3	0.1	0.0	0.0	0.0	0.0	0.0	100
Percent of AM	0.9	0.9	4.8	13.4	37.4	28.7	11.8	2.0	0.0	0.2	0.0	0.0	0.0	0.0	0.0	100
Percent of PM	0.4	1.2	2.6	9.5	34.8	30.2	17.1	3.6	0.4	0.0	0.0	0.0	0.0	0.0	0.0	100

Standard Deviation:	6.2 MPH	85th Percentile:	32.1 MPH
Mean Speed:	25.8 MPH	15th Percentile:	20.5 MPH
Median Speed:	25.7 MPH	90th Percentile:	33.8 MPH
Modal Speed:	23.5 MPH	95th Percentile:	35.4 MPH



Daily Vehicle Volume Report

Study Date: Thursday, 05/10/2018  
Unit ID: 0224  
Location: SW 11th Street, East of SW 22nd Avenue

	Westbound Volume	Eastbound Volume	Total Volume	
00:00 - 00:14	0	0	0	0
00:15 - 00:29	0	0	0	0
00:30 - 00:44	0	0	0	0
00:45 - 00:59	1	0	0	1
01:00 - 01:14	0	0	0	0
01:15 - 01:29	0	0	0	0
01:30 - 01:44	0	0	0	0
01:45 - 01:59	0	0	0	0
02:00 - 02:14	0	1	1	1
02:15 - 02:29	0	0	0	0
02:30 - 02:44	0	0	0	0
02:45 - 02:59	0	0	0	0
03:00 - 03:14	0	0	0	0
03:15 - 03:29	0	0	0	0
03:30 - 03:44	0	0	0	0
03:45 - 03:59	0	0	0	0
04:00 - 04:14	0	0	0	0
04:15 - 04:29	0	0	0	0
04:30 - 04:44	0	0	0	0
04:45 - 04:59	0	0	0	0
05:00 - 05:14	2	0	0	2
05:15 - 05:29	0	0	0	0
05:30 - 05:44	0	0	0	0
05:45 - 05:59	0	1	1	1
06:00 - 06:14	1	2	2	3
06:15 - 06:29	3	0	0	3
06:30 - 06:44	0	0	0	0
06:45 - 06:59	0	0	0	0
07:00 - 07:14	1	3	3	4
07:15 - 07:29	2	8	8	10
07:30 - 07:44	8	5	5	13
07:45 - 07:59	6	5	5	11
08:00 - 08:14	10	8	8	18
08:15 - 08:29	14	10	10	24
08:30 - 08:44	8	4	4	12
08:45 - 08:59	2	0	0	2
09:00 - 09:14	2	1	1	3
09:15 - 09:29	2	4	4	6

09:30 - 09:44	1	4	5
09:45 - 09:59	2	1	3
10:00 - 10:14	1	0	1
10:15 - 10:29	3	3	6
10:30 - 10:44	0	1	1
10:45 - 10:59	0	2	2
11:00 - 11:14	3	2	5
11:15 - 11:29	0	2	2
11:30 - 11:44	2	0	2
11:45 - 11:59	1	4	5
12:00 - 12:14	1	4	5
12:15 - 12:29	2	5	7
12:30 - 12:44	0	1	1
12:45 - 12:59	0	5	5
13:00 - 13:14	2	1	3
13:15 - 13:29	2	3	5
13:30 - 13:44	0	8	8
13:45 - 13:59	12	5	17
14:00 - 14:14	2	3	5
14:15 - 14:29	1	3	4
14:30 - 14:44	2	4	6
14:45 - 14:59	1	9	10
15:00 - 15:14	16	13	29
15:15 - 15:29	7	14	21
15:30 - 15:44	2	2	4
15:45 - 15:59	3	2	5
16:00 - 16:14	0	6	6
16:15 - 16:29	2	6	8
16:30 - 16:44	1	8	9
16:45 - 16:59	5	1	6
17:00 - 17:14	0	9	9
17:15 - 17:29	1	10	11
17:30 - 17:44	3	6	9
17:45 - 17:59	3	7	10
18:00 - 18:14	0	4	4
18:15 - 18:29	1	3	4
18:30 - 18:44	0	1	1
18:45 - 18:59	1	0	1
19:00 - 19:14	2	2	4
19:15 - 19:29	3	4	7
19:30 - 19:44	2	3	5
19:45 - 19:59	0	8	8
20:00 - 20:14	0	2	2
20:15 - 20:29	1	4	5

20:30 - 20:44	2	2	4
20:45 - 20:59	0	1	1
21:00 - 21:14	2	1	3
21:15 - 21:29	1	0	1
21:30 - 21:44	0	2	2
21:45 - 21:59	0	2	2
22:00 - 22:14	1	3	4
22:15 - 22:29	0	3	3
22:30 - 22:44	1	1	2
22:45 - 22:59	0	0	0
23:00 - 23:14	0	1	1
23:15 - 23:29	0	1	1
23:30 - 23:44	0	1	1
23:45 - 23:59	0	0	0
Totals	160	255	415

AM Peak Time 07:31 - 08:30 07:23 - 08:22 07:30 - 08:29

AM Peak

Volume	39	29	66
--------	----	----	----

PM Peak Time 14:37 - 15:36 14:27 - 15:26 14:27 - 15:26

PM Peak

Volume	28	41	67
--------	----	----	----





20:30 - 20:44	0	0	0	1	1	0	2	0	0	0	0	0	0	0	0	4
20:45 - 20:59	0	0	0	0	1	0	0	0	0	0	0	0	0	0	0	1
21:00 - 21:14	0	2	1	0	0	0	0	0	0	0	0	0	0	0	0	3
21:15 - 21:29	1	0	0	0	0	0	0	0	0	0	0	0	0	0	0	1
21:30 - 21:44	0	0	0	0	1	1	0	0	0	0	0	0	0	0	0	2
21:45 - 21:59	0	0	0	2	0	0	0	0	0	0	0	0	0	0	0	2
22:00 - 22:14	0	0	1	1	2	0	0	0	0	0	0	0	0	0	0	4
22:15 - 22:29	0	0	1	1	1	0	0	0	0	0	0	0	0	0	0	3
22:30 - 22:44	0	1	0	1	0	0	0	0	0	0	0	0	0	0	0	2
22:45 - 22:59	0	0	0	0	0	0	0	0	0	0	0	0	0	0	0	0
23:00 - 23:14	0	0	0	1	0	0	0	0	0	0	0	0	0	0	0	1
23:15 - 23:29	0	1	0	0	0	0	0	0	0	0	0	0	0	0	0	1
23:30 - 23:44	0	0	0	0	1	0	0	0	0	0	0	0	0	0	0	1
23:45 - 23:59	0	0	0	0	0	0	0	0	0	0	0	0	0	0	0	0
Totals	6	33	47	116	133	60	18	2	0	0	0	0	0	0	0	415
Percent of Total	1.4	8.0	11.3	28.0	32.0	14.5	4.3	0.5	0.0	0.0	0.0	0.0	0.0	0.0	0.0	100
Percent of AM	0.0	9.6	10.3	25.3	34.9	15.8	3.4	0.7	0.0	0.0	0.0	0.0	0.0	0.0	0.0	100
Percent of PM	2.2	7.1	11.9	29.4	30.5	13.8	4.8	0.4	0.0	0.0	0.0	0.0	0.0	0.0	0.0	100

Standard Deviation:	6.7 MPH	85th Percentile:	27.4 MPH
Mean Speed:	20.7 MPH	15th Percentile:	13.4 MPH
Median Speed:	21.2 MPH	90th Percentile:	29.2 MPH
Modal Speed:	23.5 MPH	95th Percentile:	30.9 MPH

Daily Vehicle Volume Report

Study Date: Thursday, 05/17/2018  
Unit ID: 0158  
Location: SW 11th Terrace, East of SW 22nd Avenue

	Westbound Volume	Eastbound Volume	Total Volume	
00:00 - 00:14	0	0	0	0
00:15 - 00:29	0	0	0	0
00:30 - 00:44	0	0	0	0
00:45 - 00:59	1	0	0	1
01:00 - 01:14	0	0	0	0
01:15 - 01:29	0	0	0	0
01:30 - 01:44	0	0	0	0
01:45 - 01:59	1	0	0	1
02:00 - 02:14	0	0	0	0
02:15 - 02:29	0	0	0	0
02:30 - 02:44	0	0	0	0
02:45 - 02:59	0	0	0	0
03:00 - 03:14	0	0	0	0
03:15 - 03:29	0	0	0	0
03:30 - 03:44	0	0	0	0
03:45 - 03:59	0	0	0	0
04:00 - 04:14	0	0	0	0
04:15 - 04:29	0	0	0	0
04:30 - 04:44	0	0	0	0
04:45 - 04:59	0	0	0	0
05:00 - 05:14	1	0	0	1
05:15 - 05:29	0	0	0	0
05:30 - 05:44	0	0	0	0
05:45 - 05:59	0	0	0	0
06:00 - 06:14	0	1	1	1
06:15 - 06:29	0	0	0	0
06:30 - 06:44	0	0	0	0
06:45 - 06:59	1	0	0	1
07:00 - 07:14	0	1	1	1
07:15 - 07:29	0	1	1	1
07:30 - 07:44	3	0	0	3
07:45 - 07:59	1	1	1	2
08:00 - 08:14	1	1	1	2
08:15 - 08:29	6	3	3	9
08:30 - 08:44	6	3	3	9
08:45 - 08:59	1	2	2	3
09:00 - 09:14	1	2	2	3
09:15 - 09:29	1	1	1	2

09:30 - 09:44	2	3	5
09:45 - 09:59	1	0	1
10:00 - 10:14	1	1	2
10:15 - 10:29	0	0	0
10:30 - 10:44	0	1	1
10:45 - 10:59	1	1	2
11:00 - 11:14	1	0	1
11:15 - 11:29	1	1	2
11:30 - 11:44	1	1	2
11:45 - 11:59	2	0	2
12:00 - 12:14	3	2	5
12:15 - 12:29	1	1	2
12:30 - 12:44	0	1	1
12:45 - 12:59	1	1	2
13:00 - 13:14	1	0	1
13:15 - 13:29	0	0	0
13:30 - 13:44	5	2	7
13:45 - 13:59	17	2	19
14:00 - 14:14	7	1	8
14:15 - 14:29	1	1	2
14:30 - 14:44	3	0	3
14:45 - 14:59	2	1	3
15:00 - 15:14	17	6	23
15:15 - 15:29	3	0	3
15:30 - 15:44	0	1	1
15:45 - 15:59	2	0	2
16:00 - 16:14	1	1	2
16:15 - 16:29	0	0	0
16:30 - 16:44	0	2	2
16:45 - 16:59	0	0	0
17:00 - 17:14	1	3	4
17:15 - 17:29	0	0	0
17:30 - 17:44	2	0	2
17:45 - 17:59	0	1	1
18:00 - 18:14	0	1	1
18:15 - 18:29	0	1	1
18:30 - 18:44	1	2	3
18:45 - 18:59	2	1	3
19:00 - 19:14	2	1	3
19:15 - 19:29	1	0	1
19:30 - 19:44	0	0	0
19:45 - 19:59	1	1	2
20:00 - 20:14	1	0	1
20:15 - 20:29	0	0	0



20:30 - 20:44	1	0	1
20:45 - 20:59	1	0	1
21:00 - 21:14	1	0	1
21:15 - 21:29	0	2	2
21:30 - 21:44	0	1	1
21:45 - 21:59	1	0	1
22:00 - 22:14	0	1	1
22:15 - 22:29	0	0	0
22:30 - 22:44	0	1	1
22:45 - 22:59	2	0	2
23:00 - 23:14	2	1	3
23:15 - 23:29	3	0	3
23:30 - 23:44	0	0	0
23:45 - 23:59	2	0	2
Totals	122	63	185

AM Peak Time 07:45 - 08:44 08:17 - 09:16 08:17 - 09:16

AM Peak

Volume	14	11	25
--------	----	----	----

PM Peak Time 13:34 - 14:33 14:12 - 15:11 13:34 - 14:33

PM Peak

Volume	33	8	39
--------	----	---	----





20:30 - 20:44	0	0	0	0	1	0	0	0	0	0	0	0	0	0	0	1
20:45 - 20:59	0	0	0	1	0	0	0	0	0	0	0	0	0	0	0	1
21:00 - 21:14	0	0	0	0	1	0	0	0	0	0	0	0	0	0	0	1
21:15 - 21:29	0	0	0	1	1	0	0	0	0	0	0	0	0	0	0	2
21:30 - 21:44	1	0	0	0	0	0	0	0	0	0	0	0	0	0	0	1
21:45 - 21:59	0	0	0	0	0	1	0	0	0	0	0	0	0	0	0	1
22:00 - 22:14	0	0	0	0	1	0	0	0	0	0	0	0	0	0	0	1
22:15 - 22:29	0	0	0	0	0	0	0	0	0	0	0	0	0	0	0	0
22:30 - 22:44	0	0	0	1	0	0	0	0	0	0	0	0	0	0	0	1
22:45 - 22:59	0	0	0	1	1	0	0	0	0	0	0	0	0	0	0	2
23:00 - 23:14	0	0	0	1	2	0	0	0	0	0	0	0	0	0	0	3
23:15 - 23:29	0	0	1	2	0	0	0	0	0	0	0	0	0	0	0	3
23:30 - 23:44	0	0	0	0	0	0	0	0	0	0	0	0	0	0	0	0
23:45 - 23:59	0	0	0	1	1	0	0	0	0	0	0	0	0	0	0	2
Totals	2	12	28	63	61	17	1	1	0	0	0	0	0	0	0	185
Percent of Total	1.1	6.5	15.1	34.1	33.0	9.2	0.5	0.5	0.0	0.0	0.0	0.0	0.0	0.0	0.0	100
Percent of AM	1.7	15.5	17.2	24.1	31.0	8.6	0.0	1.7	0.0	0.0	0.0	0.0	0.0	0.0	0.0	100
Percent of PM	0.8	2.4	14.2	38.6	33.9	9.4	0.8	0.0	0.0	0.0	0.0	0.0	0.0	0.0	0.0	100

Standard Deviation:	5.8 MPH	85th Percentile:	25.2 MPH
Mean Speed:	19.7 MPH	15th Percentile:	13.4 MPH
Median Speed:	20.0 MPH	90th Percentile:	26.0 MPH
Modal Speed:	18.5 MPH	95th Percentile:	28.7 MPH

Daily Vehicle Volume Report

Study Date: Thursday, 05/17/2018  
Unit ID: 0172  
Location: SW 12th Street, East of SW 22nd Avenue

	Westbound Volume	Eastbound Volume	Total Volume	
00:00 - 00:14	1	0	0	1
00:15 - 00:29	1	0	0	1
00:30 - 00:44	1	0	0	1
00:45 - 00:59	1	0	0	1
01:00 - 01:14	0	1	1	1
01:15 - 01:29	2	1	1	3
01:30 - 01:44	0	0	0	0
01:45 - 01:59	0	0	0	0
02:00 - 02:14	1	1	1	2
02:15 - 02:29	1	0	0	1
02:30 - 02:44	0	0	0	0
02:45 - 02:59	1	0	0	1
03:00 - 03:14	0	0	0	0
03:15 - 03:29	2	0	0	2
03:30 - 03:44	0	0	0	0
03:45 - 03:59	1	0	0	1
04:00 - 04:14	1	0	0	1
04:15 - 04:29	0	0	0	0
04:30 - 04:44	2	0	0	2
04:45 - 04:59	2	0	0	2
05:00 - 05:14	1	0	0	1
05:15 - 05:29	1	1	1	2
05:30 - 05:44	1	3	3	4
05:45 - 05:59	4	3	3	7
06:00 - 06:14	1	0	0	1
06:15 - 06:29	5	0	0	5
06:30 - 06:44	10	2	2	12
06:45 - 06:59	7	6	6	13
07:00 - 07:14	9	6	6	15
07:15 - 07:29	10	10	10	20
07:30 - 07:44	11	26	26	37
07:45 - 07:59	15	22	22	37
08:00 - 08:14	10	27	27	37
08:15 - 08:29	17	14	14	31
08:30 - 08:44	12	11	11	23
08:45 - 08:59	9	10	10	19
09:00 - 09:14	13	3	3	16
09:15 - 09:29	11	6	6	17

09:30 - 09:44	6	3	9
09:45 - 09:59	7	4	11
10:00 - 10:14	17	7	24
10:15 - 10:29	12	5	17
10:30 - 10:44	10	2	12
10:45 - 10:59	8	5	13
11:00 - 11:14	13	5	18
11:15 - 11:29	11	2	13
11:30 - 11:44	11	5	16
11:45 - 11:59	7	4	11
12:00 - 12:14	9	6	15
12:15 - 12:29	8	5	13
12:30 - 12:44	7	3	10
12:45 - 12:59	5	7	12
13:00 - 13:14	1	3	4
13:15 - 13:29	6	8	14
13:30 - 13:44	8	11	19
13:45 - 13:59	13	7	20
14:00 - 14:14	16	4	20
14:15 - 14:29	10	6	16
14:30 - 14:44	16	7	23
14:45 - 14:59	11	12	23
15:00 - 15:14	18	5	23
15:15 - 15:29	30	10	40
15:30 - 15:44	26	6	32
15:45 - 15:59	18	4	22
16:00 - 16:14	10	8	18
16:15 - 16:29	18	11	29
16:30 - 16:44	12	8	20
16:45 - 16:59	19	5	24
17:00 - 17:14	23	7	30
17:15 - 17:29	26	7	33
17:30 - 17:44	23	6	29
17:45 - 17:59	15	7	22
18:00 - 18:14	15	8	23
18:15 - 18:29	3	10	13
18:30 - 18:44	11	5	16
18:45 - 18:59	12	8	20
19:00 - 19:14	11	3	14
19:15 - 19:29	7	1	8
19:30 - 19:44	8	4	12
19:45 - 19:59	5	2	7
20:00 - 20:14	12	2	14
20:15 - 20:29	5	4	9

20:30 - 20:44	4	5	9
20:45 - 20:59	3	2	5
21:00 - 21:14	5	3	8
21:15 - 21:29	4	4	8
21:30 - 21:44	3	2	5
21:45 - 21:59	6	3	9
22:00 - 22:14	2	1	3
22:15 - 22:29	1	3	4
22:30 - 22:44	2	1	3
22:45 - 22:59	0	0	0
23:00 - 23:14	2	0	2
23:15 - 23:29	4	2	6
23:30 - 23:44	0	0	0
23:45 - 23:59	3	2	5
Totals	742	433	1175

AM Peak Time 07:35 - 08:34 07:33 - 08:32 07:33 - 08:32

AM Peak

Volume	56	93	147
--------	----	----	-----

PM Peak Time 14:58 - 15:57 14:29 - 15:28 15:06 - 16:05

PM Peak

Volume	94	35	123
--------	----	----	-----







20:30 - 20:44	0	0	1	4	1	3	0	0	0	0	0	0	0	0	0	9
20:45 - 20:59	0	0	0	3	2	0	0	0	0	0	0	0	0	0	0	5
21:00 - 21:14	0	0	1	2	5	0	0	0	0	0	0	0	0	0	0	8
21:15 - 21:29	0	0	0	2	4	2	0	0	0	0	0	0	0	0	0	8
21:30 - 21:44	0	0	0	2	2	0	1	0	0	0	0	0	0	0	0	5
21:45 - 21:59	0	0	0	3	3	3	0	0	0	0	0	0	0	0	0	9
22:00 - 22:14	0	0	0	0	1	2	0	0	0	0	0	0	0	0	0	3
22:15 - 22:29	0	0	1	0	2	1	0	0	0	0	0	0	0	0	0	4
22:30 - 22:44	0	0	0	1	2	0	0	0	0	0	0	0	0	0	0	3
22:45 - 22:59	0	0	0	0	0	0	0	0	0	0	0	0	0	0	0	0
23:00 - 23:14	0	0	0	0	1	1	0	0	0	0	0	0	0	0	0	2
23:15 - 23:29	0	0	1	0	3	1	1	0	0	0	0	0	0	0	0	6
23:30 - 23:44	0	0	0	0	0	0	0	0	0	0	0	0	0	0	0	0
23:45 - 23:59	0	0	2	0	3	0	0	0	0	0	0	0	0	0	0	5
Totals	0	18	70	285	540	214	41	7	0	0	0	0	0	0	0	1175
Percent of Total	0.0	1.5	6.0	24.3	46.0	18.2	3.5	0.6	0.0	0.0	0.0	0.0	0.0	0.0	0.0	100
Percent of AM	0.0	0.9	5.0	21.7	47.7	20.4	3.9	0.4	0.0	0.0	0.0	0.0	0.0	0.0	0.0	100
Percent of PM	0.0	2.0	6.6	25.9	44.8	16.8	3.2	0.7	0.0	0.0	0.0	0.0	0.0	0.0	0.0	100

Standard Deviation:	5.1 MPH	85th Percentile:	28.0 MPH
Mean Speed:	22.8 MPH	15th Percentile:	17.5 MPH
Median Speed:	23.0 MPH	90th Percentile:	29.4 MPH
Modal Speed:	23.5 MPH	95th Percentile:	30.7 MPH

Daily Vehicle Volume Report

Study Date: Thursday, 05/17/2018  
Unit ID: 0159  
Location: SW 13th Street, East of SW 22nd Avenue

	Westbound Volume	Eastbound Volume	Total Volume	
00:00 - 00:14	1	1	2	2
00:15 - 00:29	0	2	2	2
00:30 - 00:44	0	2	2	2
00:45 - 00:59	0	0	0	0
01:00 - 01:14	0	0	0	0
01:15 - 01:29	0	0	0	0
01:30 - 01:44	0	0	0	0
01:45 - 01:59	0	0	0	0
02:00 - 02:14	0	1	1	1
02:15 - 02:29	0	1	1	1
02:30 - 02:44	0	0	0	0
02:45 - 02:59	0	0	0	0
03:00 - 03:14	0	0	0	0
03:15 - 03:29	0	0	0	0
03:30 - 03:44	0	0	0	0
03:45 - 03:59	0	0	0	0
04:00 - 04:14	0	1	1	1
04:15 - 04:29	0	1	1	1
04:30 - 04:44	0	0	0	0
04:45 - 04:59	1	0	1	1
05:00 - 05:14	1	1	2	2
05:15 - 05:29	1	1	2	2
05:30 - 05:44	0	0	0	0
05:45 - 05:59	1	1	2	2
06:00 - 06:14	3	0	3	3
06:15 - 06:29	4	2	6	6
06:30 - 06:44	8	1	9	9
06:45 - 06:59	3	3	6	6
07:00 - 07:14	6	5	11	11
07:15 - 07:29	10	4	14	14
07:30 - 07:44	14	11	25	25
07:45 - 07:59	5	8	13	13
08:00 - 08:14	6	7	13	13
08:15 - 08:29	19	8	27	27
08:30 - 08:44	5	6	11	11
08:45 - 08:59	5	4	9	9
09:00 - 09:14	10	4	14	14
09:15 - 09:29	4	5	9	9

09:30 - 09:44	6	3	9
09:45 - 09:59	4	3	7
10:00 - 10:14	10	6	16
10:15 - 10:29	5	6	11
10:30 - 10:44	6	2	8
10:45 - 10:59	2	4	6
11:00 - 11:14	6	0	6
11:15 - 11:29	7	4	11
11:30 - 11:44	4	2	6
11:45 - 11:59	7	3	10
12:00 - 12:14	7	4	11
12:15 - 12:29	4	3	7
12:30 - 12:44	3	2	5
12:45 - 12:59	5	1	6
13:00 - 13:14	5	6	11
13:15 - 13:29	7	3	10
13:30 - 13:44	4	5	9
13:45 - 13:59	5	3	8
14:00 - 14:14	8	4	12
14:15 - 14:29	5	4	9
14:30 - 14:44	5	4	9
14:45 - 14:59	6	5	11
15:00 - 15:14	17	11	28
15:15 - 15:29	10	5	15
15:30 - 15:44	8	5	13
15:45 - 15:59	7	5	12
16:00 - 16:14	4	8	12
16:15 - 16:29	3	4	7
16:30 - 16:44	5	7	12
16:45 - 16:59	4	9	13
17:00 - 17:14	8	6	14
17:15 - 17:29	11	9	20
17:30 - 17:44	9	3	12
17:45 - 17:59	6	6	12
18:00 - 18:14	7	3	10
18:15 - 18:29	11	6	17
18:30 - 18:44	11	6	17
18:45 - 18:59	5	2	7
19:00 - 19:14	5	3	8
19:15 - 19:29	4	3	7
19:30 - 19:44	5	7	12
19:45 - 19:59	5	1	6
20:00 - 20:14	1	5	6
20:15 - 20:29	2	4	6

20:30 - 20:44	1	2	3
20:45 - 20:59	3	0	3
21:00 - 21:14	3	3	6
21:15 - 21:29	4	7	11
21:30 - 21:44	6	4	10
21:45 - 21:59	6	3	9
22:00 - 22:14	3	1	4
22:15 - 22:29	0	2	2
22:30 - 22:44	1	1	2
22:45 - 22:59	0	0	0
23:00 - 23:14	0	2	2
23:15 - 23:29	2	0	2
23:30 - 23:44	0	0	0
23:45 - 23:59	1	2	3
Totals	406	302	708

AM Peak Time 07:29 - 08:28 07:20 - 08:19 07:31 - 08:30

AM Peak

Volume	45	36	80
--------	----	----	----

PM Peak Time 14:53 - 15:52 16:26 - 17:25 15:05 - 16:04

PM Peak

Volume	43	32	71
--------	----	----	----





20:30 - 20:44	0	0	0	1	2	0	0	0	0	0	0	0	0	0	0	3
20:45 - 20:59	0	0	1	0	0	2	0	0	0	0	0	0	0	0	0	3
21:00 - 21:14	0	0	0	0	2	4	0	0	0	0	0	0	0	0	0	6
21:15 - 21:29	0	0	0	4	4	2	1	0	0	0	0	0	0	0	0	11
21:30 - 21:44	0	2	0	5	3	0	0	0	0	0	0	0	0	0	0	10
21:45 - 21:59	0	1	0	2	5	1	0	0	0	0	0	0	0	0	0	9
22:00 - 22:14	0	0	1	2	1	0	0	0	0	0	0	0	0	0	0	4
22:15 - 22:29	0	0	0	0	2	0	0	0	0	0	0	0	0	0	0	2
22:30 - 22:44	0	0	0	1	1	0	0	0	0	0	0	0	0	0	0	2
22:45 - 22:59	0	0	0	0	0	0	0	0	0	0	0	0	0	0	0	0
23:00 - 23:14	0	0	0	0	1	0	0	1	0	0	0	0	0	0	0	2
23:15 - 23:29	0	0	0	0	0	1	1	0	0	0	0	0	0	0	0	2
23:30 - 23:44	0	0	0	0	0	0	0	0	0	0	0	0	0	0	0	0
23:45 - 23:59	0	0	0	0	1	1	0	0	1	0	0	0	0	0	0	3
Totals	15	19	41	122	291	154	59	6	1	0	0	0	0	0	0	708
Percent of Total	2.1	2.7	5.8	17.2	41.1	21.8	8.3	0.8	0.1	0.0	0.0	0.0	0.0	0.0	0.0	100
Percent of AM	3.6	1.1	8.7	17.3	36.5	20.6	10.8	1.4	0.0	0.0	0.0	0.0	0.0	0.0	0.0	100
Percent of PM	1.2	3.7	3.9	17.2	44.1	22.5	6.7	0.5	0.2	0.0	0.0	0.0	0.0	0.0	0.0	100

Standard Deviation:	6.5 MPH	85th Percentile:	29.7 MPH
Mean Speed:	23.3 MPH	15th Percentile:	17.3 MPH
Median Speed:	23.7 MPH	90th Percentile:	30.8 MPH
Modal Speed:	23.5 MPH	95th Percentile:	33.6 MPH



Daily Vehicle Volume Report

Study Date: Tuesday, 05/22/2018  
Unit ID: 0070  
Location: SW 14th Terrace, East of SW 22nd Avenue

	Westbound Volume	Eastbound Volume	Total Volume	
00:00 - 00:14	1	0	1	1
00:15 - 00:29	0	2	2	2
00:30 - 00:44	3	3	6	6
00:45 - 00:59	1	1	2	2
01:00 - 01:14	0	0	0	0
01:15 - 01:29	1	0	1	1
01:30 - 01:44	1	0	1	1
01:45 - 01:59	1	0	1	1
02:00 - 02:14	0	1	1	1
02:15 - 02:29	0	2	2	2
02:30 - 02:44	0	0	0	0
02:45 - 02:59	0	0	0	0
03:00 - 03:14	0	0	0	0
03:15 - 03:29	0	0	0	0
03:30 - 03:44	0	0	0	0
03:45 - 03:59	0	0	0	0
04:00 - 04:14	0	0	0	0
04:15 - 04:29	0	0	0	0
04:30 - 04:44	0	0	0	0
04:45 - 04:59	0	0	0	0
05:00 - 05:14	0	1	1	1
05:15 - 05:29	1	1	2	2
05:30 - 05:44	2	0	2	2
05:45 - 05:59	2	1	3	3
06:00 - 06:14	2	1	3	3
06:15 - 06:29	2	1	3	3
06:30 - 06:44	2	5	7	7
06:45 - 06:59	4	7	11	11
07:00 - 07:14	5	7	12	12
07:15 - 07:29	0	6	6	6
07:30 - 07:44	5	12	17	17
07:45 - 07:59	8	12	20	20
08:00 - 08:14	5	11	16	16
08:15 - 08:29	4	13	17	17
08:30 - 08:44	7	13	20	20
08:45 - 08:59	10	10	20	20
09:00 - 09:14	4	7	11	11
09:15 - 09:29	5	6	11	11

09:30 - 09:44	4	3	7
09:45 - 09:59	4	6	10
10:00 - 10:14	4	7	11
10:15 - 10:29	5	2	7
10:30 - 10:44	4	3	7
10:45 - 10:59	5	6	11
11:00 - 11:14	3	11	14
11:15 - 11:29	8	6	14
11:30 - 11:44	2	5	7
11:45 - 11:59	6	7	13
12:00 - 12:14	4	3	7
12:15 - 12:29	5	8	13
12:30 - 12:44	3	7	10
12:45 - 12:59	2	5	7
13:00 - 13:14	4	8	12
13:15 - 13:29	5	5	10
13:30 - 13:44	3	11	14
13:45 - 13:59	1	3	4
14:00 - 14:14	4	3	7
14:15 - 14:29	2	7	9
14:30 - 14:44	3	7	10
14:45 - 14:59	10	8	18
15:00 - 15:14	5	13	18
15:15 - 15:29	4	11	15
15:30 - 15:44	6	6	12
15:45 - 15:59	10	4	14
16:00 - 16:14	10	10	20
16:15 - 16:29	4	13	17
16:30 - 16:44	6	19	25
16:45 - 16:59	8	8	16
17:00 - 17:14	15	3	18
17:15 - 17:29	8	11	19
17:30 - 17:44	13	11	24
17:45 - 17:59	6	11	17
18:00 - 18:14	6	10	16
18:15 - 18:29	5	11	16
18:30 - 18:44	2	8	10
18:45 - 18:59	8	10	18
19:00 - 19:14	4	8	12
19:15 - 19:29	3	5	8
19:30 - 19:44	1	6	7
19:45 - 19:59	2	3	5
20:00 - 20:14	1	7	8
20:15 - 20:29	1	7	8

20:30 - 20:44	3	7	10
20:45 - 20:59	2	6	8
21:00 - 21:14	2	1	3
21:15 - 21:29	0	0	0
21:30 - 21:44	3	1	4
21:45 - 21:59	4	2	6
22:00 - 22:14	0	2	2
22:15 - 22:29	2	0	2
22:30 - 22:44	2	1	3
22:45 - 22:59	1	3	4
23:00 - 23:14	1	0	1
23:15 - 23:29	1	3	4
23:30 - 23:44	0	0	0
23:45 - 23:59	1	5	6
Totals	317	480	797

AM Peak Time 07:41 - 08:40 07:40 - 08:39 07:43 - 08:42

AM Peak

Volume	26	50	76
--------	----	----	----

PM Peak Time 16:41 - 17:40 16:01 - 17:00 16:35 - 17:34

PM Peak

Volume	44	51	84
--------	----	----	----





20:30 - 20:44	0	0	3	3	3	1	0	0	0	0	0	0	0	0	0	10
20:45 - 20:59	0	1	0	2	1	2	1	1	0	0	0	0	0	0	0	8
21:00 - 21:14	0	0	1	2	0	0	0	0	0	0	0	0	0	0	0	3
21:15 - 21:29	0	0	0	0	0	0	0	0	0	0	0	0	0	0	0	0
21:30 - 21:44	0	1	0	0	0	3	0	0	0	0	0	0	0	0	0	4
21:45 - 21:59	0	1	1	1	2	1	0	0	0	0	0	0	0	0	0	6
22:00 - 22:14	0	0	0	0	1	1	0	0	0	0	0	0	0	0	0	2
22:15 - 22:29	0	1	1	0	0	0	0	0	0	0	0	0	0	0	0	2
22:30 - 22:44	0	0	1	0	2	0	0	0	0	0	0	0	0	0	0	3
22:45 - 22:59	0	0	1	3	0	0	0	0	0	0	0	0	0	0	0	4
23:00 - 23:14	0	0	0	0	0	0	1	0	0	0	0	0	0	0	0	1
23:15 - 23:29	0	0	0	0	3	0	1	0	0	0	0	0	0	0	0	4
23:30 - 23:44	0	0	0	0	0	0	0	0	0	0	0	0	0	0	0	0
23:45 - 23:59	0	0	0	2	4	0	0	0	0	0	0	0	0	0	0	6
Totals	4	47	87	206	268	144	34	6	1	0	0	0	0	0	0	797
Percent of Total	0.5	5.9	10.9	25.8	33.6	18.1	4.3	0.8	0.1	0.0	0.0	0.0	0.0	0.0	0.0	100
Percent of AM	1.0	5.3	9.3	22.7	35.0	21.3	4.7	0.3	0.3	0.0	0.0	0.0	0.0	0.0	0.0	100
Percent of PM	0.2	6.2	11.9	27.8	32.8	16.1	4.0	1.0	0.0	0.0	0.0	0.0	0.0	0.0	0.0	100

Standard Deviation:	6.5 MPH	85th Percentile:	28.3 MPH
Mean Speed:	21.6 MPH	15th Percentile:	14.9 MPH
Median Speed:	22.0 MPH	90th Percentile:	29.6 MPH
Modal Speed:	23.5 MPH	95th Percentile:	31.1 MPH

Daily Vehicle Volume Report

Study Date: Thursday, 05/17/2018  
Unit ID: 0075  
Location: SW 15th Street, East of SW 22nd Avenue

	Westbound Volume	Eastbound Volume	Total Volume	
00:00 - 00:14	0	0	0	0
00:15 - 00:29	0	1	1	1
00:30 - 00:44	0	0	0	0
00:45 - 00:59	0	0	0	0
01:00 - 01:14	0	0	0	0
01:15 - 01:29	1	0	1	1
01:30 - 01:44	0	0	0	0
01:45 - 01:59	0	0	0	0
02:00 - 02:14	0	0	0	0
02:15 - 02:29	0	0	0	0
02:30 - 02:44	0	0	0	0
02:45 - 02:59	0	0	0	0
03:00 - 03:14	0	0	0	0
03:15 - 03:29	0	0	0	0
03:30 - 03:44	0	0	0	0
03:45 - 03:59	0	0	0	0
04:00 - 04:14	0	0	0	0
04:15 - 04:29	1	0	1	1
04:30 - 04:44	0	0	0	0
04:45 - 04:59	1	1	2	2
05:00 - 05:14	1	0	1	1
05:15 - 05:29	0	0	0	0
05:30 - 05:44	2	0	2	2
05:45 - 05:59	0	0	0	0
06:00 - 06:14	2	0	2	2
06:15 - 06:29	1	0	1	1
06:30 - 06:44	4	0	4	4
06:45 - 06:59	3	1	4	4
07:00 - 07:14	11	2	13	13
07:15 - 07:29	5	0	5	5
07:30 - 07:44	2	1	3	3
07:45 - 07:59	4	1	5	5
08:00 - 08:14	10	0	10	10
08:15 - 08:29	10	1	11	11
08:30 - 08:44	2	0	2	2
08:45 - 08:59	7	1	8	8
09:00 - 09:14	1	0	1	1
09:15 - 09:29	5	2	7	7

09:30 - 09:44	2	0	2
09:45 - 09:59	4	2	6
10:00 - 10:14	0	1	1
10:15 - 10:29	1	2	3
10:30 - 10:44	0	2	2
10:45 - 10:59	0	1	1
11:00 - 11:14	6	1	7
11:15 - 11:29	1	0	1
11:30 - 11:44	2	0	2
11:45 - 11:59	1	0	1
12:00 - 12:14	5	1	6
12:15 - 12:29	2	0	2
12:30 - 12:44	2	1	3
12:45 - 12:59	3	2	5
13:00 - 13:14	3	0	3
13:15 - 13:29	3	0	3
13:30 - 13:44	0	1	1
13:45 - 13:59	3	0	3
14:00 - 14:14	2	1	3
14:15 - 14:29	3	0	3
14:30 - 14:44	6	0	6
14:45 - 14:59	3	1	4
15:00 - 15:14	8	0	8
15:15 - 15:29	6	1	7
15:30 - 15:44	4	1	5
15:45 - 15:59	3	0	3
16:00 - 16:14	3	1	4
16:15 - 16:29	10	3	13
16:30 - 16:44	5	0	5
16:45 - 16:59	1	1	2
17:00 - 17:14	4	1	5
17:15 - 17:29	10	0	10
17:30 - 17:44	3	1	4
17:45 - 17:59	5	2	7
18:00 - 18:14	3	4	7
18:15 - 18:29	4	1	5
18:30 - 18:44	6	2	8
18:45 - 18:59	4	0	4
19:00 - 19:14	5	1	6
19:15 - 19:29	3	0	3
19:30 - 19:44	2	1	3
19:45 - 19:59	0	0	0
20:00 - 20:14	2	0	2
20:15 - 20:29	1	0	1



20:30 - 20:44	2	0	2
20:45 - 20:59	2	0	2
21:00 - 21:14	0	1	1
21:15 - 21:29	3	0	3
21:30 - 21:44	1	0	1
21:45 - 21:59	0	1	1
22:00 - 22:14	2	1	3
22:15 - 22:29	0	0	0
22:30 - 22:44	0	0	0
22:45 - 22:59	2	0	2
23:00 - 23:14	2	1	3
23:15 - 23:29	1	0	1
23:30 - 23:44	0	0	0
23:45 - 23:59	1	0	1
Totals	233	51	284

AM Peak Time 08:00 - 08:59 09:41 - 10:40 07:49 - 08:48

AM Peak

Volume	29	7	31
--------	----	---	----

PM Peak Time 15:33 - 16:32 17:33 - 18:32 15:33 - 16:32

PM Peak

Volume	24	9	29
--------	----	---	----





20:30 - 20:44	0	0	0	1	0	1	0	0	0	0	0	0	0	0	0	2
20:45 - 20:59	0	0	0	0	1	1	0	0	0	0	0	0	0	0	0	2
21:00 - 21:14	0	0	0	0	1	0	0	0	0	0	0	0	0	0	0	1
21:15 - 21:29	0	0	0	1	1	1	0	0	0	0	0	0	0	0	0	3
21:30 - 21:44	0	0	0	1	0	0	0	0	0	0	0	0	0	0	0	1
21:45 - 21:59	0	0	1	0	0	0	0	0	0	0	0	0	0	0	0	1
22:00 - 22:14	0	0	0	2	1	0	0	0	0	0	0	0	0	0	0	3
22:15 - 22:29	0	0	0	0	0	0	0	0	0	0	0	0	0	0	0	0
22:30 - 22:44	0	0	0	0	0	0	0	0	0	0	0	0	0	0	0	0
22:45 - 22:59	0	0	0	1	0	1	0	0	0	0	0	0	0	0	0	2
23:00 - 23:14	0	0	1	1	0	0	0	1	0	0	0	0	0	0	0	3
23:15 - 23:29	0	0	0	0	0	0	1	0	0	0	0	0	0	0	0	1
23:30 - 23:44	0	0	0	0	0	0	0	0	0	0	0	0	0	0	0	0
23:45 - 23:59	0	0	0	0	1	0	0	0	0	0	0	0	0	0	0	1
Totals	1	11	19	63	78	85	24	3	0	0	0	0	0	0	0	284
Percent of Total	0.4	3.9	6.7	22.2	27.5	29.9	8.5	1.1	0.0	0.0	0.0	0.0	0.0	0.0	0.0	100
Percent of AM	0.9	4.5	4.5	19.1	30.9	30.0	10.0	0.0	0.0	0.0	0.0	0.0	0.0	0.0	0.0	100
Percent of PM	0.0	3.4	8.0	24.1	25.3	29.9	7.5	1.7	0.0	0.0	0.0	0.0	0.0	0.0	0.0	100

Standard Deviation:	6.5 MPH	85th Percentile:	30.1 MPH
Mean Speed:	23.6 MPH	15th Percentile:	16.9 MPH
Median Speed:	24.0 MPH	90th Percentile:	30.9 MPH
Modal Speed:	28.5 MPH	95th Percentile:	33.6 MPH

Study Date: Tuesday, 06/26/2018  
Unit ID: 0143  
Location: SW 16th Street, East of SW 22nd Avenue

	Westbound Volume	Eastbound Volume	Total Volume	
00:00 - 00:14	3	4	7	10
00:15 - 00:29	6	5	11	11
00:30 - 00:44	2	8	10	12
00:45 - 00:59	3	2	5	5
01:00 - 01:14	1	5	6	7
01:15 - 01:29	3	1	4	4
01:30 - 01:44	1	3	4	5
01:45 - 01:59	1	1	2	3
02:00 - 02:14	2	1	3	3
02:15 - 02:29	2	2	4	4
02:30 - 02:44	1	0	1	1
02:45 - 02:59	3	1	4	4
03:00 - 03:14	1	1	2	2
03:15 - 03:29	2	1	3	3
03:30 - 03:44	0	0	0	0
03:45 - 03:59	0	0	0	0
04:00 - 04:14	2	1	3	3
04:15 - 04:29	3	0	3	3
04:30 - 04:44	3	0	3	3
04:45 - 04:59	0	0	0	0
05:00 - 05:14	3	1	4	4
05:15 - 05:29	6	6	12	12
05:30 - 05:44	5	2	7	7
05:45 - 05:59	5	6	11	11
06:00 - 06:14	9	10	19	19
06:15 - 06:29	7	14	21	21
06:30 - 06:44	13	19	32	32
06:45 - 06:59	12	21	33	33
07:00 - 07:14	18	34	52	52
07:15 - 07:29	22	42	64	64
07:30 - 07:44	21	55	76	76
07:45 - 07:59	37	55	92	92
08:00 - 08:14	40	77	117	117
08:15 - 08:29	44	67	111	111
08:30 - 08:44	55	84	139	139
08:45 - 08:59	35	78	113	113
09:00 - 09:14	33	66	99	99
09:15 - 09:29	43	74	117	117

09:30 - 09:44	35	62	97
09:45 - 09:59	23	61	84
10:00 - 10:14	39	35	74
10:15 - 10:29	31	39	70
10:30 - 10:44	40	43	83
10:45 - 10:59	38	37	75
11:00 - 11:14	45	36	81
11:15 - 11:29	31	37	68
11:30 - 11:44	25	40	65
11:45 - 11:59	37	45	82
12:00 - 12:14	41	35	76
12:15 - 12:29	35	41	76
12:30 - 12:44	35	40	75
12:45 - 12:59	35	51	86
13:00 - 13:14	32	37	69
13:15 - 13:29	38	53	91
13:30 - 13:44	39	50	89
13:45 - 13:59	42	48	90
14:00 - 14:14	37	43	80
14:15 - 14:29	27	66	93
14:30 - 14:44	48	55	103
14:45 - 14:59	39	44	83
15:00 - 15:14	36	58	94
15:15 - 15:29	46	48	94
15:30 - 15:44	49	53	102
15:45 - 15:59	33	53	86
16:00 - 16:14	57	56	113
16:15 - 16:29	37	58	95
16:30 - 16:44	64	61	125
16:45 - 16:59	70	67	137
17:00 - 17:14	75	59	134
17:15 - 17:29	73	57	130
17:30 - 17:44	81	57	138
17:45 - 17:59	69	75	144
18:00 - 18:14	89	79	168
18:15 - 18:29	78	62	140
18:30 - 18:44	53	55	108
18:45 - 18:59	49	50	99
19:00 - 19:14	37	48	85
19:15 - 19:29	38	43	81
19:30 - 19:44	30	54	84
19:45 - 19:59	29	37	66
20:00 - 20:14	28	38	66
20:15 - 20:29	33	37	70
20:30 - 20:44	20	18	38
20:45 - 20:59	25	29	54

21:00 - 21:14		21	26	47
21:15 - 21:29		15	28	43
21:30 - 21:44		11	15	26
21:45 - 21:59		13	16	29
22:00 - 22:14		15	17	32
22:15 - 22:29		10	8	18
22:30 - 22:44		12	11	23
22:45 - 22:59		4	10	14
23:00 - 23:14		7	24	31
23:15 - 23:29		9	8	17
23:30 - 23:44		2	8	10
23:45 - 23:59		3	5	8
Totals		2560	3181	5741
AM Peak Time	08:08 - 09:07	08:04 - 09:03	08:05 - 09:04	
AM Peak				
Volume		180	317	491
PM Peak Time	17:23 - 18:22	17:24 - 18:23	17:24 - 18:23	
PM Peak				
Volume		317	277	592

Study Date: Wednesday, 06/27/2018  
 Unit ID: 0143  
 Location: SW 16th Street, East of SW 22nd Avenue

	Westbound	Eastbound	Total	
00:00 - 00:14	4	4	8	12
00:15 - 00:29	1	6	7	8
00:30 - 00:44	1	3	4	5
00:45 - 00:59	1	5	6	7
01:00 - 01:14	3	1	4	7
01:15 - 01:29	2	1	3	5
01:30 - 01:44	0	1	1	1
01:45 - 01:59	0	2	2	2
02:00 - 02:14	2	1	1	3
02:15 - 02:29	0	2	2	2
02:30 - 02:44	1	1	1	2
02:45 - 02:59	2	1	1	3
03:00 - 03:14	0	1	1	1
03:15 - 03:29	0	1	1	1
03:30 - 03:44	0	0	0	0
03:45 - 03:59	0	1	1	1
04:00 - 04:14	2	1	1	3
04:15 - 04:29	2	0	0	2
04:30 - 04:44	1	1	1	2
04:45 - 04:59	1	0	0	1
05:00 - 05:14	2	1	1	3
05:15 - 05:29	6	1	1	7
05:30 - 05:44	3	3	6	9
05:45 - 05:59	5	4	9	14
06:00 - 06:14	6	4	10	16
06:15 - 06:29	11	2	13	24
06:30 - 06:44	17	1	14	31
06:45 - 06:59	18	6	24	42
07:00 - 07:14	28	2	30	58
07:15 - 07:29	29	2	25	54
07:30 - 07:44	22	39	61	83
07:45 - 07:59	30	30	60	90
08:00 - 08:14	40	36	76	116
08:15 - 08:29	41	29	70	111
08:30 - 08:44	55	29	84	139
08:45 - 08:59	44	24	68	112
09:00 - 09:14	30	34	64	94
09:15 - 09:29	37	30	67	104
09:30 - 09:44	32	21	53	85



09:45 - 09:59	42	44	86
10:00 - 10:14	28	46	74
10:15 - 10:29	34	50	84
10:30 - 10:44	29	47	76
10:45 - 10:59	37	37	74
11:00 - 11:14	28	38	66
11:15 - 11:29	27	51	78
11:30 - 11:44	20	34	54
11:45 - 11:59	43	43	86
12:00 - 12:14	47	49	96
12:15 - 12:29	24	37	61
12:30 - 12:44	43	35	78
12:45 - 12:59	35	42	77
13:00 - 13:14	23	49	72
13:15 - 13:29	37	44	81
13:30 - 13:44	40	53	93
13:45 - 13:59	41	47	88
14:00 - 14:14	24	43	67
14:15 - 14:29	48	42	90
14:30 - 14:44	39	43	82
14:45 - 14:59	40	54	94
15:00 - 15:14	34	46	80
15:15 - 15:29	50	53	103
15:30 - 15:44	42	54	96
15:45 - 15:59	59	52	111
16:00 - 16:14	56	38	94
16:15 - 16:29	58	57	115
16:30 - 16:44	63	53	116
16:45 - 16:59	77	68	145
17:00 - 17:14	77	49	126
17:15 - 17:29	84	64	148
17:30 - 17:44	64	64	128
17:45 - 17:59	72	65	137
18:00 - 18:14	74	75	149
18:15 - 18:29	59	66	125
18:30 - 18:44	58	62	120
18:45 - 18:59	45	55	100
19:00 - 19:14	54	68	122
19:15 - 19:29	42	53	95
19:30 - 19:44	25	37	62
19:45 - 19:59	28	37	65
20:00 - 20:14	35	39	74
20:15 - 20:29	16	37	53
20:30 - 20:44	26	31	57
20:45 - 20:59	16	34	50

21:00 - 21:14	19	17	36
21:15 - 21:29	13	26	39
21:30 - 21:44	9	18	27
21:45 - 21:59	19	14	33
22:00 - 22:14	9	11	20
22:15 - 22:29	11	19	30
22:30 - 22:44	8	15	23
22:45 - 22:59	8	5	13
23:00 - 23:14	13	13	26
23:15 - 23:29	7	5	12
23:30 - 23:44	7	5	12
23:45 - 23:59	4	5	9
Totals	2549	3119	5668
AM Peak Time	08:02 - 09:01	08:07 - 09:06	08:02 - 09:01
AM Peak			
Volume	185	303	484
PM Peak Time	16:40 - 17:39	17:22 - 18:21	17:10 - 18:09
PM Peak			
Volume	308	276	567





20:30 - 20:44	0	0	0	6	20	12	0	0	0	0	0	0	0	0	0	38
20:45 - 20:59	0	1	0	15	24	14	0	0	0	0	0	0	0	0	0	54
21:00 - 21:14	0	1	0	14	23	7	2	0	0	0	0	0	0	0	0	47
21:15 - 21:29	0	0	0	7	23	12	0	0	0	1	0	0	0	0	0	43
21:30 - 21:44	0	0	0	3	14	8	1	0	0	0	0	0	0	0	0	26
21:45 - 21:59	0	0	1	7	13	7	0	0	0	0	1	0	0	0	0	29
22:00 - 22:14	0	0	1	5	17	6	3	0	0	0	0	0	0	0	0	32
22:15 - 22:29	0	0	1	5	6	6	0	0	0	0	0	0	0	0	0	18
22:30 - 22:44	0	0	1	5	7	9	1	0	0	0	0	0	0	0	0	23
22:45 - 22:59	0	0	0	1	10	3	0	0	0	0	0	0	0	0	0	14
23:00 - 23:14	0	0	0	2	12	17	0	0	0	0	0	0	0	0	0	31
23:15 - 23:29	0	0	0	4	9	3	1	0	0	0	0	0	0	0	0	17
23:30 - 23:44	0	0	0	2	4	3	1	0	0	0	0	0	0	0	0	10
23:45 - 23:59	0	0	1	0	4	3	0	0	0	0	0	0	0	0	0	8
Totals	10	24	121	1052	3171	1164	172	15	3	3	1	1	1	0	1	5739
Percent of Total	0.2	0.4	2.1	18.3	55.3	20.3	3.0	0.3	0.1	0.1	0.0	0.0	0.0	0.0	0.0	100
Percent of AM	0.3	0.8	2.2	18.2	55.2	19.5	3.5	0.3	0.0	0.1	0.0	0.0	0.0	0.0	0.0	100
Percent of PM	0.1	0.2	2.1	18.4	55.3	20.7	2.7	0.2	0.1	0.1	0.0	0.0	0.0	0.0	0.0	100

Standard Deviation:	4.6 MPH	85th Percentile:	28.1 MPH
Mean Speed:	23.7 MPH	15th Percentile:	19.4 MPH
Median Speed:	23.6 MPH	90th Percentile:	29.4 MPH
Modal Speed:	23.5 MPH	95th Percentile:	30.6 MPH





20:30 - 20:44	0	1	0	13	24	16	2	1	0	0	0	0	0	0	0	57
20:45 - 20:59	0	0	1	6	30	11	2	0	0	0	0	0	0	0	0	50
21:00 - 21:14	0	0	0	7	21	8	0	0	0	0	0	0	0	0	0	36
21:15 - 21:29	0	0	0	7	17	13	2	0	0	0	0	0	0	0	0	39
21:30 - 21:44	0	0	2	2	12	6	4	1	0	0	0	0	0	0	0	27
21:45 - 21:59	0	0	0	6	20	7	0	0	0	0	0	0	0	0	0	33
22:00 - 22:14	0	0	0	4	11	5	0	0	0	0	0	0	0	0	0	20
22:15 - 22:29	0	0	0	3	18	8	1	0	0	0	0	0	0	0	0	30
22:30 - 22:44	0	0	0	3	11	9	0	0	0	0	0	0	0	0	0	23
22:45 - 22:59	0	0	0	1	11	1	0	0	0	0	0	0	0	0	0	13
23:00 - 23:14	0	0	0	6	9	10	1	0	0	0	0	0	0	0	0	26
23:15 - 23:29	0	0	0	2	8	2	0	0	0	0	0	0	0	0	0	12
23:30 - 23:44	0	0	1	2	6	2	1	0	0	0	0	0	0	0	0	12
23:45 - 23:59	0	0	0	2	3	1	3	0	0	0	0	0	0	0	0	9
Totals	5	33	164	1164	2988	1120	173	13	4	2	0	1	0	0	1	5668
Percent of Total	0.1	0.6	2.9	20.5	52.7	19.8	3.1	0.2	0.1	0.0	0.0	0.0	0.0	0.0	0.0	100
Percent of AM	0.2	0.6	3.1	20.7	50.4	21.3	3.3	0.4	0.1	0.0	0.0	0.1	0.0	0.0	0.1	100
Percent of PM	0.1	0.6	2.8	20.5	53.9	19.0	2.9	0.2	0.1	0.1	0.0	0.0	0.0	0.0	0.0	100

Standard Deviation:	4.7 MPH	85th Percentile:	28.1 MPH
Mean Speed:	23.4 MPH	15th Percentile:	18.8 MPH
Median Speed:	23.5 MPH	90th Percentile:	29.3 MPH
Modal Speed:	23.5 MPH	95th Percentile:	30.6 MPH



Study Date: Tuesday, 06/26/2018  
Unit ID: 0216  
Location: SW 16th Terrace, East of SW 22nd Avenue

	Westbound Volume	Eastbound Volume	Total Volume	
00:00 - 00:14	0	0	0	0
00:15 - 00:29	2	0	0	2
00:30 - 00:44	1	1	1	2
00:45 - 00:59	1	0	0	1
01:00 - 01:14	0	0	0	0
01:15 - 01:29	0	0	0	0
01:30 - 01:44	0	1	1	1
01:45 - 01:59	1	0	0	1
02:00 - 02:14	0	0	0	0
02:15 - 02:29	1	0	0	1
02:30 - 02:44	0	0	0	0
02:45 - 02:59	0	0	0	0
03:00 - 03:14	0	0	0	0
03:15 - 03:29	0	0	0	0
03:30 - 03:44	0	0	0	0
03:45 - 03:59	0	0	0	0
04:00 - 04:14	1	0	0	1
04:15 - 04:29	0	0	0	0
04:30 - 04:44	0	0	0	0
04:45 - 04:59	1	0	0	1
05:00 - 05:14	0	0	0	0
05:15 - 05:29	2	1	1	3
05:30 - 05:44	0	0	0	0
05:45 - 05:59	2	1	1	3
06:00 - 06:14	1	2	2	3
06:15 - 06:29	1	2	2	3
06:30 - 06:44	0	2	2	2
06:45 - 06:59	3	2	2	5
07:00 - 07:14	10	0	0	10
07:15 - 07:29	9	6	6	15
07:30 - 07:44	3	6	6	9
07:45 - 07:59	0	4	4	4
08:00 - 08:14	5	4	4	9
08:15 - 08:29	3	3	3	6
08:30 - 08:44	7	3	3	10
08:45 - 08:59	2	3	3	5
09:00 - 09:14	1	4	4	5
09:15 - 09:29	3	4	4	7

09:30 - 09:44	5	2	7
09:45 - 09:59	2	1	3
10:00 - 10:14	5	3	8
10:15 - 10:29	0	3	3
10:30 - 10:44	3	2	5
10:45 - 10:59	5	2	7
11:00 - 11:14	6	2	8
11:15 - 11:29	8	1	9
11:30 - 11:44	4	2	6
11:45 - 11:59	3	2	5
12:00 - 12:14	3	3	6
12:15 - 12:29	1	3	4
12:30 - 12:44	8	1	9
12:45 - 12:59	1	2	3
13:00 - 13:14	5	2	7
13:15 - 13:29	1	3	4
13:30 - 13:44	3	0	3
13:45 - 13:59	2	3	5
14:00 - 14:14	9	0	9
14:15 - 14:29	4	1	5
14:30 - 14:44	2	1	3
14:45 - 14:59	4	3	7
15:00 - 15:14	2	0	2
15:15 - 15:29	4	1	5
15:30 - 15:44	4	1	5
15:45 - 15:59	3	2	5
16:00 - 16:14	5	2	7
16:15 - 16:29	6	1	7
16:30 - 16:44	4	3	7
16:45 - 16:59	3	3	6
17:00 - 17:14	5	1	6
17:15 - 17:29	6	0	6
17:30 - 17:44	9	0	9
17:45 - 17:59	5	2	7
18:00 - 18:14	5	3	8
18:15 - 18:29	4	5	9
18:30 - 18:44	4	4	8
18:45 - 18:59	7	2	9
19:00 - 19:14	7	0	7
19:15 - 19:29	6	4	10
19:30 - 19:44	2	4	6
19:45 - 19:59	6	2	8
20:00 - 20:14	2	3	5
20:15 - 20:29	1	5	6
20:30 - 20:44	4	1	5
20:45 - 20:59	4	4	8

21:00 - 21:14	3	3	6
21:15 - 21:29	2	1	3
21:30 - 21:44	3	2	5
21:45 - 21:59	2	2	4
22:00 - 22:14	1	3	4
22:15 - 22:29	2	3	5
22:30 - 22:44	1	2	3
22:45 - 22:59	0	0	0
23:00 - 23:14	0	1	1
23:15 - 23:29	0	1	1
23:30 - 23:44	2	1	3
23:45 - 23:59	0	1	1
Totals	268	164	432
AM Peak Time	06:39 - 07:38	07:20 - 08:19	06:48 - 07:47
AM Peak			
Volume	25	21	41
PM Peak Time	17:25 - 18:24	17:48 - 18:47	17:27 - 18:26
PM Peak			
Volume	28	15	37

Study Date: Wednesday, 06/27/2018  
Unit ID: 0216  
Location: SW 16th Terrace, East of SW 22nd Avenue

	Westbound	Eastbound	Total	
00:00 - 00:14	0	0	0	0
00:15 - 00:29	0	0	0	0
00:30 - 00:44	0	2	2	2
00:45 - 00:59	0	0	0	0
01:00 - 01:14	0	0	0	0
01:15 - 01:29	0	0	0	0
01:30 - 01:44	0	0	0	0
01:45 - 01:59	0	0	0	0
02:00 - 02:14	0	0	0	0
02:15 - 02:29	0	0	0	0
02:30 - 02:44	0	0	0	0
02:45 - 02:59	0	1	1	1
03:00 - 03:14	0	0	0	0
03:15 - 03:29	0	0	0	0
03:30 - 03:44	0	0	0	0
03:45 - 03:59	0	0	0	0
04:00 - 04:14	0	0	0	0
04:15 - 04:29	0	0	0	0
04:30 - 04:44	0	0	0	0
04:45 - 04:59	0	1	1	1
05:00 - 05:14	2	0	2	2
05:15 - 05:29	0	0	0	0
05:30 - 05:44	1	1	2	2
05:45 - 05:59	3	0	3	3
06:00 - 06:14	0	1	1	1
06:15 - 06:29	2	0	2	2
06:30 - 06:44	1	0	1	1
06:45 - 06:59	3	1	4	4
07:00 - 07:14	5	1	6	6
07:15 - 07:29	3	6	9	9
07:30 - 07:44	5	1	6	6
07:45 - 07:59	5	0	5	5
08:00 - 08:14	3	1	4	4
08:15 - 08:29	0	0	0	0
08:30 - 08:44	3	0	3	3
08:45 - 08:59	6	2	8	8
09:00 - 09:14	1	0	1	1
09:15 - 09:29	6	0	6	6
09:30 - 09:44	5	1	6	6

09:45 - 09:59	5	1	6
10:00 - 10:14	2	2	4
10:15 - 10:29	2	1	3
10:30 - 10:44	6	0	6
10:45 - 10:59	2	0	2
11:00 - 11:14	4	2	6
11:15 - 11:29	6	1	7
11:30 - 11:44	1	2	3
11:45 - 11:59	3	2	5
12:00 - 12:14	3	3	6
12:15 - 12:29	4	4	8
12:30 - 12:44	8	2	10
12:45 - 12:59	6	2	8
13:00 - 13:14	6	3	9
13:15 - 13:29	5	1	6
13:30 - 13:44	6	2	8
13:45 - 13:59	5	2	7
14:00 - 14:14	6	4	10
14:15 - 14:29	4	2	6
14:30 - 14:44	1	5	6
14:45 - 14:59	3	0	3
15:00 - 15:14	2	2	4
15:15 - 15:29	5	2	7
15:30 - 15:44	5	4	9
15:45 - 15:59	4	2	6
16:00 - 16:14	5	4	9
16:15 - 16:29	3	6	9
16:30 - 16:44	6	4	10
16:45 - 16:59	6	4	10
17:00 - 17:14	4	0	4
17:15 - 17:29	7	4	11
17:30 - 17:44	4	1	5
17:45 - 17:59	6	3	9
18:00 - 18:14	7	2	9
18:15 - 18:29	3	1	4
18:30 - 18:44	11	5	16
18:45 - 18:59	2	3	5
19:00 - 19:14	2	1	3
19:15 - 19:29	2	0	2
19:30 - 19:44	4	1	5
19:45 - 19:59	3	2	5
20:00 - 20:14	4	0	4
20:15 - 20:29	8	3	11
20:30 - 20:44	1	3	4
20:45 - 20:59	4	0	4

21:00 - 21:14	2	1	3
21:15 - 21:29	4	1	5
21:30 - 21:44	0	1	1
21:45 - 21:59	2	1	3
22:00 - 22:14	2	3	5
22:15 - 22:29	4	2	6
22:30 - 22:44	2	0	2
22:45 - 22:59	3	1	4
23:00 - 23:14	2	0	2
23:15 - 23:29	0	0	0
23:30 - 23:44	2	1	3
23:45 - 23:59	0	1	1
Totals	273	129	402

AM Peak Time 08:48 - 09:47 06:42 - 07:41 06:58 - 07:57

AM Peak

Volume	20	9	27
--------	----	---	----

PM Peak Time 17:43 - 18:42 15:58 - 16:57 15:59 - 16:58

PM Peak

Volume	27	18	39
--------	----	----	----







20:30 - 20:44	0	0	0	1	0	2	1	1	0	0	0	0	0	0	5
20:45 - 20:59	0	0	1	1	4	2	0	0	0	0	0	0	0	0	8
21:00 - 21:14	0	0	0	4	0	2	0	0	0	0	0	0	0	0	6
21:15 - 21:29	0	0	1	1	0	0	1	0	0	0	0	0	0	0	3
21:30 - 21:44	0	0	2	2	0	0	1	0	0	0	0	0	0	0	5
21:45 - 21:59	0	1	0	0	3	0	0	0	0	0	0	0	0	0	4
22:00 - 22:14	0	0	0	1	3	0	0	0	0	0	0	0	0	0	4
22:15 - 22:29	0	0	1	2	0	1	1	0	0	0	0	0	0	0	5
22:30 - 22:44	0	0	1	1	1	0	0	0	0	0	0	0	0	0	3
22:45 - 22:59	0	0	0	0	0	0	0	0	0	0	0	0	0	0	0
23:00 - 23:14	0	0	0	0	1	0	0	0	0	0	0	0	0	0	1
23:15 - 23:29	0	0	0	0	1	0	0	0	0	0	0	0	0	0	1
23:30 - 23:44	0	0	0	0	2	1	0	0	0	0	0	0	0	0	3
23:45 - 23:59	0	0	0	1	0	0	0	0	0	0	0	0	0	0	1
Totals	0	6	29	89	142	96	49	16	3	2	0	0	0	0	432
Percent of Total	0.0	1.4	6.7	20.6	32.9	22.2	11.3	3.7	0.7	0.5	0.0	0.0	0.0	0.0	100
Percent of AM	0.0	0.6	5.9	20.6	40.6	17.6	11.2	2.4	0.6	0.6	0.0	0.0	0.0	0.0	100
Percent of PM	0.0	1.9	7.3	20.6	27.9	25.2	11.5	4.6	0.8	0.4	0.0	0.0	0.0	0.0	100

Standard Deviation:	6.8 MPH	85th Percentile:	31.5 MPH
Mean Speed:	24.6 MPH	15th Percentile:	17.6 MPH
Median Speed:	24.2 MPH	90th Percentile:	33.7 MPH
Modal Speed:	23.5 MPH	95th Percentile:	35.9 MPH





20:30 - 20:44	0	0	0	3	0	1	0	0	0	0	0	0	0	0	0	4
20:45 - 20:59	0	0	0	1	1	1	1	0	0	0	0	0	0	0	0	4
21:00 - 21:14	0	0	0	1	0	2	0	0	0	0	0	0	0	0	0	3
21:15 - 21:29	0	0	0	1	2	1	1	0	0	0	0	0	0	0	0	5
21:30 - 21:44	0	0	0	0	1	0	0	0	0	0	0	0	0	0	0	1
21:45 - 21:59	0	0	1	0	1	1	0	0	0	0	0	0	0	0	0	3
22:00 - 22:14	0	0	0	0	3	1	1	0	0	0	0	0	0	0	0	5
22:15 - 22:29	0	0	1	1	2	1	1	0	0	0	0	0	0	0	0	6
22:30 - 22:44	0	0	0	0	0	1	0	0	0	0	1	0	0	0	0	2
22:45 - 22:59	0	0	0	2	1	1	0	0	0	0	0	0	0	0	0	4
23:00 - 23:14	0	0	1	0	1	0	0	0	0	0	0	0	0	0	0	2
23:15 - 23:29	0	0	0	0	0	0	0	0	0	0	0	0	0	0	0	0
23:30 - 23:44	0	1	0	1	1	0	0	0	0	0	0	0	0	0	0	3
23:45 - 23:59	0	0	0	1	0	0	0	0	0	0	0	0	0	0	0	1
Totals	0	5	23	80	136	105	40	11	0	0	1	1	0	0	0	402
Percent of Total	0.0	1.2	5.7	19.9	33.8	26.1	10.0	2.7	0.0	0.0	0.2	0.2	0.0	0.0	0.0	100
Percent of AM	0.0	0.9	0.9	19.1	33.0	33.0	9.6	3.5	0.0	0.0	0.0	0.0	0.0	0.0	0.0	100
Percent of PM	0.0	1.4	7.7	20.2	34.1	23.3	10.1	2.4	0.0	0.0	0.3	0.3	0.0	0.0	0.0	100

Standard Deviation:	6.5 MPH	85th Percentile:	30.6 MPH
Mean Speed:	24.6 MPH	15th Percentile:	18.0 MPH
Median Speed:	24.4 MPH	90th Percentile:	32.5 MPH
Modal Speed:	23.5 MPH	95th Percentile:	35.0 MPH

Daily Vehicle Volume Report

Study Date: Tuesday, 05/08/2018  
Unit ID: 0116  
Location: SW 17th Street, East of SW 22nd Avenue

	Westbound Volume	Eastbound Volume	Total Volume	
00:00 - 00:14	0	0	1	1
00:15 - 00:29	0	0	0	0
00:30 - 00:44	1	0	0	1
00:45 - 00:59	1	0	0	1
01:00 - 01:14	1	1	2	3
01:15 - 01:29	0	3	3	3
01:30 - 01:44	0	0	0	0
01:45 - 01:59	0	0	0	0
02:00 - 02:14	0	0	0	0
02:15 - 02:29	2	0	0	2
02:30 - 02:44	1	0	0	1
02:45 - 02:59	0	1	1	1
03:00 - 03:14	0	0	0	0
03:15 - 03:29	1	0	0	1
03:30 - 03:44	0	0	0	0
03:45 - 03:59	0	0	0	0
04:00 - 04:14	2	0	0	2
04:15 - 04:29	0	0	0	0
04:30 - 04:44	0	0	0	0
04:45 - 04:59	0	0	0	0
05:00 - 05:14	0	0	0	0
05:15 - 05:29	0	2	2	2
05:30 - 05:44	0	1	1	1
05:45 - 05:59	1	1	1	2
06:00 - 06:14	0	3	3	3
06:15 - 06:29	3	1	1	4
06:30 - 06:44	4	1	1	5
06:45 - 06:59	6	6	6	12
07:00 - 07:14	8	6	6	14
07:15 - 07:29	12	12	12	24
07:30 - 07:44	20	17	17	37
07:45 - 07:59	31	21	21	52
08:00 - 08:14	35	17	17	52
08:15 - 08:29	38	11	11	49
08:30 - 08:44	12	11	11	23
08:45 - 08:59	5	10	10	15
09:00 - 09:14	7	6	6	13
09:15 - 09:29	8	4	4	12

09:30 - 09:44	5	4	9
09:45 - 09:59	6	3	9
10:00 - 10:14	4	4	8
10:15 - 10:29	5	1	6
10:30 - 10:44	5	7	12
10:45 - 10:59	4	2	6
11:00 - 11:14	9	4	13
11:15 - 11:29	0	1	1
11:30 - 11:44	7	2	9
11:45 - 11:59	4	1	5
12:00 - 12:14	5	3	8
12:15 - 12:29	7	1	8
12:30 - 12:44	8	1	9
12:45 - 12:59	11	6	17
13:00 - 13:14	8	3	11
13:15 - 13:29	11	3	14
13:30 - 13:44	10	1	11
13:45 - 13:59	4	6	10
14:00 - 14:14	10	4	14
14:15 - 14:29	12	3	15
14:30 - 14:44	13	10	23
14:45 - 14:59	9	14	23
15:00 - 15:14	37	16	53
15:15 - 15:29	42	15	57
15:30 - 15:44	16	5	21
15:45 - 15:59	12	7	19
16:00 - 16:14	2	9	11
16:15 - 16:29	11	9	20
16:30 - 16:44	14	12	26
16:45 - 16:59	10	6	16
17:00 - 17:14	9	8	17
17:15 - 17:29	14	9	23
17:30 - 17:44	18	9	27
17:45 - 17:59	16	14	30
18:00 - 18:14	22	11	33
18:15 - 18:29	8	11	19
18:30 - 18:44	11	4	15
18:45 - 18:59	15	14	29
19:00 - 19:14	7	6	13
19:15 - 19:29	10	8	18
19:30 - 19:44	13	7	20
19:45 - 19:59	2	5	7
20:00 - 20:14	9	5	14
20:15 - 20:29	13	3	16

20:30 - 20:44	8	4	12
20:45 - 20:59	6	0	6
21:00 - 21:14	9	6	15
21:15 - 21:29	5	7	12
21:30 - 21:44	1	3	4
21:45 - 21:59	3	3	6
22:00 - 22:14	4	3	7
22:15 - 22:29	2	2	4
22:30 - 22:44	1	2	3
22:45 - 22:59	4	3	7
23:00 - 23:14	0	1	1
23:15 - 23:29	0	1	1
23:30 - 23:44	0	0	0
23:45 - 23:59	0	0	0
Totals	710	449	1159

AM Peak Time 07:30 - 08:29 07:22 - 08:21 07:26 - 08:25

AM Peak

Volume	124	72	192
--------	-----	----	-----

PM Peak Time 14:33 - 15:32 14:32 - 15:31 14:33 - 15:32

PM Peak

Volume	107	56	163
--------	-----	----	-----







20:30 - 20:44	0	1	2	4	4	1	0	0	0	0	0	0	0	0	0	12
20:45 - 20:59	0	0	0	2	3	1	0	0	0	0	0	0	0	0	0	6
21:00 - 21:14	0	2	2	5	4	2	0	0	0	0	0	0	0	0	0	15
21:15 - 21:29	0	0	2	4	4	2	0	0	0	0	0	0	0	0	0	12
21:30 - 21:44	0	0	0	0	2	2	0	0	0	0	0	0	0	0	0	4
21:45 - 21:59	0	0	2	2	0	2	0	0	0	0	0	0	0	0	0	6
22:00 - 22:14	0	0	1	1	3	2	0	0	0	0	0	0	0	0	0	7
22:15 - 22:29	0	0	0	2	1	0	1	0	0	0	0	0	0	0	0	4
22:30 - 22:44	0	0	0	0	2	1	0	0	0	0	0	0	0	0	0	3
22:45 - 22:59	0	0	0	1	5	1	0	0	0	0	0	0	0	0	0	7
23:00 - 23:14	0	0	0	1	0	0	0	0	0	0	0	0	0	0	0	1
23:15 - 23:29	0	0	0	0	0	0	1	0	0	0	0	0	0	0	0	1
23:30 - 23:44	0	0	0	0	0	0	0	0	0	0	0	0	0	0	0	0
23:45 - 23:59	0	0	0	0	0	0	0	0	0	0	0	0	0	0	0	0
Totals	5	35	144	350	450	144	29	2	0	0	0	0	0	0	0	1159
Percent of Total	0.4	3.0	12.4	30.2	38.8	12.4	2.5	0.2	0.0	0.0	0.0	0.0	0.0	0.0	0.0	100
Percent of AM	0.2	3.4	12.3	29.0	40.6	12.1	2.4	0.0	0.0	0.0	0.0	0.0	0.0	0.0	0.0	100
Percent of PM	0.5	2.8	12.5	30.9	37.9	12.6	2.6	0.3	0.0	0.0	0.0	0.0	0.0	0.0	0.0	100

Standard Deviation:	5.6 MPH	85th Percentile:	26.0 MPH
Mean Speed:	21.1 MPH	15th Percentile:	15.6 MPH
Median Speed:	21.5 MPH	90th Percentile:	28.0 MPH
Modal Speed:	23.5 MPH	95th Percentile:	30.0 MPH

Daily Vehicle Volume Report

Study Date: Thursday, 05/31/2018  
Unit ID: 0213  
Location: SW 16th Street East of SW 19th Avenue

	Westbound Volume	Eastbound Volume	Total Volume	
00:00 - 00:14	2	0	2	4
00:15 - 00:29	2	3	5	7
00:30 - 00:44	2	1	3	5
00:45 - 00:59	0	2	2	2
01:00 - 01:14	0	3	3	3
01:15 - 01:29	0	0	0	0
01:30 - 01:44	0	1	1	1
01:45 - 01:59	1	0	0	1
02:00 - 02:14	2	0	0	2
02:15 - 02:29	0	1	1	1
02:30 - 02:44	0	2	2	2
02:45 - 02:59	1	1	1	2
03:00 - 03:14	0	0	0	0
03:15 - 03:29	1	0	0	1
03:30 - 03:44	0	2	2	2
03:45 - 03:59	0	1	1	1
04:00 - 04:14	1	2	2	3
04:15 - 04:29	0	0	0	0
04:30 - 04:44	1	0	0	1
04:45 - 04:59	0	2	2	2
05:00 - 05:14	1	0	0	1
05:15 - 05:29	1	5	5	6
05:30 - 05:44	0	14	14	14
05:45 - 05:59	1	4	4	5
06:00 - 06:14	1	15	15	16
06:15 - 06:29	0	18	18	18
06:30 - 06:44	2	13	13	15
06:45 - 06:59	2	36	36	38
07:00 - 07:14	17	48	48	65
07:15 - 07:29	3	64	64	67
07:30 - 07:44	7	75	75	82
07:45 - 07:59	5	80	80	85
08:00 - 08:14	6	73	73	79
08:15 - 08:29	14	90	90	104
08:30 - 08:44	16	97	97	113
08:45 - 08:59	11	76	76	87
09:00 - 09:14	6	69	69	75
09:15 - 09:29	31	40	40	71

09:30 - 09:44	26	42	68
09:45 - 09:59	11	36	47
10:00 - 10:14	0	36	36
10:15 - 10:29	15	43	58
10:30 - 10:44	21	41	62
10:45 - 10:59	32	44	76
11:00 - 11:14	11	51	62
11:15 - 11:29	15	37	52
11:30 - 11:44	0	36	36
11:45 - 11:59	1	43	44
12:00 - 12:14	16	39	55
12:15 - 12:29	23	29	52
12:30 - 12:44	27	44	71
12:45 - 12:59	2	53	55
13:00 - 13:14	6	40	46
13:15 - 13:29	0	35	35
13:30 - 13:44	7	53	60
13:45 - 13:59	11	58	69
14:00 - 14:14	37	47	84
14:15 - 14:29	26	51	77
14:30 - 14:44	37	49	86
14:45 - 14:59	45	67	112
15:00 - 15:14	60	62	122
15:15 - 15:29	51	46	97
15:30 - 15:44	65	45	110
15:45 - 15:59	63	53	116
16:00 - 16:14	59	34	93
16:15 - 16:29	62	44	106
16:30 - 16:44	80	48	128
16:45 - 16:59	66	52	118
17:00 - 17:14	64	45	109
17:15 - 17:29	59	53	112
17:30 - 17:44	57	62	119
17:45 - 17:59	74	61	135
18:00 - 18:14	67	74	141
18:15 - 18:29	67	52	119
18:30 - 18:44	46	61	107
18:45 - 18:59	57	55	112
19:00 - 19:14	36	50	86
19:15 - 19:29	7	39	46
19:30 - 19:44	6	44	50
19:45 - 19:59	10	25	35
20:00 - 20:14	22	34	56
20:15 - 20:29	10	21	31
20:30 - 20:44	20	24	44
20:45 - 20:59	7	18	25

21:00 - 21:14	2	21	23
21:15 - 21:29	2	25	27
21:30 - 21:44	3	24	27
21:45 - 21:59	0	16	16
22:00 - 22:14	0	17	17
22:15 - 22:29	8	20	28
22:30 - 22:44	11	11	22
22:45 - 22:59	12	12	24
23:00 - 23:14	8	7	15
23:15 - 23:29	3	6	9
23:30 - 23:44	2	8	10
23:45 - 23:59	4	8	12
Totals	1676	3095	4771
AM Peak Time	08:50 - 09:49	07:56 - 08:55	08:03 - 09:02
AM Peak Volume	83	347	387
PM Peak Time	16:06 - 17:05	17:24 - 18:23	17:25 - 18:24
PM Peak Volume	277	257	523





21:00 - 21:14	0	1	0	1	18	3	0	0	0	0	0	0	0	0	0	23
21:15 - 21:29	1	0	0	5	13	6	2	0	0	0	0	0	0	0	0	27
21:30 - 21:44	0	0	0	1	18	7	1	0	0	0	0	0	0	0	0	27
21:45 - 21:59	1	1	0	3	7	4	0	0	0	0	0	0	0	0	0	16
22:00 - 22:14	2	0	0	0	9	5	0	0	0	0	0	0	0	0	0	16
22:15 - 22:29	0	0	0	1	13	12	1	1	0	0	0	0	0	0	0	28
22:30 - 22:44	0	0	0	3	7	8	4	0	0	0	0	0	0	0	0	22
22:45 - 22:59	0	0	0	4	11	7	1	1	0	0	0	0	0	0	0	24
23:00 - 23:14	0	0	0	0	1	8	5	1	0	0	0	0	0	0	0	15
23:15 - 23:29	0	0	0	0	2	5	1	1	0	0	0	0	0	0	0	9
23:30 - 23:44	0	0	0	2	6	1	1	0	0	0	0	0	0	0	0	10
23:45 - 23:59	0	0	1	1	3	6	1	0	0	0	0	0	0	0	0	12
Totals	10	22	52	427	2281	1592	338	36	6	1	1	0	1	1	2	4770
Percent of Total	0.2	0.5	1.1	9.0	47.8	33.4	7.1	0.8	0.1	0.0	0.0	0.0	0.0	0.0	0.0	100
Percent of AM	0.3	0.7	1.6	10.2	50.3	30.5	6.0	0.5	0.0	0.0	0.0	0.0	0.0	0.0	0.0	100
Percent of PM	0.2	0.4	0.9	8.4	46.7	34.7	7.6	0.9	0.2	0.0	0.0	0.0	0.0	0.0	0.1	100

Standard Deviation:	4.9 MPH	85th Percentile:	30.0 MPH
Mean Speed:	25.4 MPH	15th Percentile:	21.4 MPH
Median Speed:	25.1 MPH	90th Percentile:	30.7 MPH
Modal Speed:	23.5 MPH	95th Percentile:	33.2 MPH



Daily Vehicle Volume Report

Study Date: Tuesday, 05/22/2018  
Unit ID: 0075  
Location: SW 19th Street, East of SW 22nd Avenue

	Westbound Volume	Eastbound Volume	Total Volume	
00:00 - 00:14	0	0	1	1
00:15 - 00:29	0	0	2	2
00:30 - 00:44	0	0	2	2
00:45 - 00:59	0	0	0	0
01:00 - 01:14	0	0	0	0
01:15 - 01:29	1	0	1	2
01:30 - 01:44	0	0	1	1
01:45 - 01:59	1	0	0	1
02:00 - 02:14	2	0	0	2
02:15 - 02:29	0	0	0	0
02:30 - 02:44	0	0	0	0
02:45 - 02:59	0	0	0	0
03:00 - 03:14	1	0	0	1
03:15 - 03:29	0	0	0	0
03:30 - 03:44	0	0	1	1
03:45 - 03:59	1	0	0	1
04:00 - 04:14	0	0	0	0
04:15 - 04:29	0	0	0	0
04:30 - 04:44	0	0	1	1
04:45 - 04:59	1	0	0	1
05:00 - 05:14	0	0	1	1
05:15 - 05:29	2	0	2	4
05:30 - 05:44	0	0	5	5
05:45 - 05:59	1	0	0	1
06:00 - 06:14	7	0	3	10
06:15 - 06:29	6	0	1	7
06:30 - 06:44	6	0	5	11
06:45 - 06:59	5	0	3	8
07:00 - 07:14	9	0	12	21
07:15 - 07:29	11	0	12	23
07:30 - 07:44	11	0	17	28
07:45 - 07:59	18	0	26	44
08:00 - 08:14	21	0	27	48
08:15 - 08:29	20	0	32	52
08:30 - 08:44	21	0	14	35
08:45 - 08:59	12	0	18	30
09:00 - 09:14	10	0	12	22
09:15 - 09:29	10	0	12	22

09:30 - 09:44	10	9	19
09:45 - 09:59	5	10	15
10:00 - 10:14	15	7	22
10:15 - 10:29	9	7	16
10:30 - 10:44	13	8	21
10:45 - 10:59	8	5	13
11:00 - 11:14	11	10	21
11:15 - 11:29	10	11	21
11:30 - 11:44	7	14	21
11:45 - 11:59	5	13	18
12:00 - 12:14	9	8	17
12:15 - 12:29	12	11	23
12:30 - 12:44	8	7	15
12:45 - 12:59	13	10	23
13:00 - 13:14	14	3	17
13:15 - 13:29	15	9	24
13:30 - 13:44	13	12	25
13:45 - 13:59	18	9	27
14:00 - 14:14	18	11	29
14:15 - 14:29	4	9	13
14:30 - 14:44	11	15	26
14:45 - 14:59	7	18	25
15:00 - 15:14	11	17	28
15:15 - 15:29	26	17	43
15:30 - 15:44	29	6	35
15:45 - 15:59	29	10	39
16:00 - 16:14	27	15	42
16:15 - 16:29	23	16	39
16:30 - 16:44	34	13	47
16:45 - 16:59	26	8	34
17:00 - 17:14	24	13	37
17:15 - 17:29	32	13	45
17:30 - 17:44	27	16	43
17:45 - 17:59	41	19	60
18:00 - 18:14	24	16	40
18:15 - 18:29	21	12	33
18:30 - 18:44	23	22	45
18:45 - 18:59	24	6	30
19:00 - 19:14	15	15	30
19:15 - 19:29	16	14	30
19:30 - 19:44	8	10	18
19:45 - 19:59	5	2	7
20:00 - 20:14	20	3	23
20:15 - 20:29	17	9	26

20:30 - 20:44	14	5	19
20:45 - 20:59	19	6	25
21:00 - 21:14	13	5	18
21:15 - 21:29	7	8	15
21:30 - 21:44	7	1	8
21:45 - 21:59	8	6	14
22:00 - 22:14	7	6	13
22:15 - 22:29	0	4	4
22:30 - 22:44	4	3	7
22:45 - 22:59	4	4	8
23:00 - 23:14	3	3	6
23:15 - 23:29	2	3	5
23:30 - 23:44	1	2	3
23:45 - 23:59	1	3	4
Totals	1004	758	1762

AM Peak Time 07:48 - 08:47 07:30 - 08:29 07:38 - 08:37

AM Peak

Volume	82	102	181
--------	----	-----	-----

PM Peak Time 17:05 - 18:04 17:38 - 18:37 17:08 - 18:07

PM Peak

Volume	128	77	191
--------	-----	----	-----





20:30 - 20:44	0	1	1	5	10	2	0	0	0	0	0	0	0	0	0	19
20:45 - 20:59	0	1	2	1	6	8	6	1	0	0	0	0	0	0	0	25
21:00 - 21:14	0	0	3	5	8	2	0	0	0	0	0	0	0	0	0	18
21:15 - 21:29	0	0	1	1	9	3	1	0	0	0	0	0	0	0	0	15
21:30 - 21:44	0	0	0	0	6	1	1	0	0	0	0	0	0	0	0	8
21:45 - 21:59	0	0	1	1	5	2	4	1	0	0	0	0	0	0	0	14
22:00 - 22:14	0	0	0	2	5	6	0	0	0	0	0	0	0	0	0	13
22:15 - 22:29	0	0	0	2	1	1	0	0	0	0	0	0	0	0	0	4
22:30 - 22:44	0	0	0	1	2	4	0	0	0	0	0	0	0	0	0	7
22:45 - 22:59	0	0	0	1	3	4	0	0	0	0	0	0	0	0	0	8
23:00 - 23:14	0	0	0	0	2	3	1	0	0	0	0	0	0	0	0	6
23:15 - 23:29	0	0	0	0	1	1	2	1	0	0	0	0	0	0	0	5
23:30 - 23:44	0	0	0	0	2	0	1	0	0	0	0	0	0	0	0	3
23:45 - 23:59	0	0	0	1	2	1	0	0	0	0	0	0	0	0	0	4
Totals	23	142	289	544	513	205	39	5	0	0	0	1	0	0	0	1761
Percent of Total	1.3	8.1	16.4	30.9	29.1	11.6	2.2	0.3	0.0	0.0	0.0	0.1	0.0	0.0	0.0	100
Percent of AM	0.9	4.9	15.0	29.0	33.7	14.6	1.7	0.0	0.0	0.0	0.0	0.2	0.0	0.0	0.0	100
Percent of PM	1.5	9.6	17.1	31.8	26.9	10.2	2.4	0.4	0.0	0.0	0.0	0.0	0.0	0.0	0.0	100

Standard Deviation:	6.5 MPH	85th Percentile:	25.9 MPH
Mean Speed:	19.7 MPH	15th Percentile:	12.7 MPH
Median Speed:	19.9 MPH	90th Percentile:	27.8 MPH
Modal Speed:	18.5 MPH	95th Percentile:	29.9 MPH

Daily Vehicle Volume Report

Study Date: Tuesday, 05/08/2018  
Unit ID: 0075  
Location: SW 19th Terrace, East of SW 22nd Avenue

	Westbound Volume	Eastbound Volume	Total Volume	
00:00 - 00:14	0	0	0	0
00:15 - 00:29	0	0	0	0
00:30 - 00:44	0	1	1	1
00:45 - 00:59	0	0	0	0
01:00 - 01:14	0	0	0	0
01:15 - 01:29	0	0	0	0
01:30 - 01:44	0	0	0	0
01:45 - 01:59	0	0	0	0
02:00 - 02:14	0	0	0	0
02:15 - 02:29	0	0	0	0
02:30 - 02:44	0	0	0	0
02:45 - 02:59	0	0	0	0
03:00 - 03:14	0	0	0	0
03:15 - 03:29	0	0	0	0
03:30 - 03:44	0	0	0	0
03:45 - 03:59	0	1	1	1
04:00 - 04:14	0	0	0	0
04:15 - 04:29	0	0	0	0
04:30 - 04:44	0	0	0	0
04:45 - 04:59	0	0	0	0
05:00 - 05:14	0	0	0	0
05:15 - 05:29	0	0	0	0
05:30 - 05:44	0	0	0	0
05:45 - 05:59	0	0	0	0
06:00 - 06:14	0	2	2	2
06:15 - 06:29	1	2	3	3
06:30 - 06:44	1	2	3	3
06:45 - 06:59	1	1	2	2
07:00 - 07:14	0	3	3	3
07:15 - 07:29	2	3	5	5
07:30 - 07:44	2	2	4	4
07:45 - 07:59	5	8	13	13
08:00 - 08:14	3	9	12	12
08:15 - 08:29	5	8	13	13
08:30 - 08:44	9	6	15	15
08:45 - 08:59	3	2	5	5
09:00 - 09:14	5	2	7	7
09:15 - 09:29	0	3	3	3

09:30 - 09:44	0	2	2
09:45 - 09:59	3	1	4
10:00 - 10:14	1	1	2
10:15 - 10:29	2	6	8
10:30 - 10:44	3	4	7
10:45 - 10:59	2	2	4
11:00 - 11:14	0	3	3
11:15 - 11:29	1	2	3
11:30 - 11:44	0	4	4
11:45 - 11:59	2	4	6
12:00 - 12:14	4	5	9
12:15 - 12:29	3	3	6
12:30 - 12:44	2	4	6
12:45 - 12:59	1	4	5
13:00 - 13:14	1	1	2
13:15 - 13:29	4	1	5
13:30 - 13:44	2	4	6
13:45 - 13:59	2	8	10
14:00 - 14:14	3	4	7
14:15 - 14:29	2	0	2
14:30 - 14:44	4	6	10
14:45 - 14:59	2	8	10
15:00 - 15:14	16	5	21
15:15 - 15:29	5	5	10
15:30 - 15:44	8	3	11
15:45 - 15:59	5	1	6
16:00 - 16:14	5	6	11
16:15 - 16:29	1	2	3
16:30 - 16:44	4	0	4
16:45 - 16:59	2	2	4
17:00 - 17:14	4	2	6
17:15 - 17:29	5	5	10
17:30 - 17:44	6	3	9
17:45 - 17:59	11	6	17
18:00 - 18:14	6	3	9
18:15 - 18:29	1	1	2
18:30 - 18:44	2	2	4
18:45 - 18:59	4	4	8
19:00 - 19:14	4	1	5
19:15 - 19:29	2	1	3
19:30 - 19:44	3	5	8
19:45 - 19:59	2	2	4
20:00 - 20:14	2	1	3
20:15 - 20:29	0	3	3



20:30 - 20:44	1	0	1
20:45 - 20:59	1	7	8
21:00 - 21:14	3	0	3
21:15 - 21:29	1	2	3
21:30 - 21:44	3	1	4
21:45 - 21:59	0	2	2
22:00 - 22:14	3	1	4
22:15 - 22:29	0	1	1
22:30 - 22:44	2	0	2
22:45 - 22:59	2	1	3
23:00 - 23:14	2	1	3
23:15 - 23:29	0	0	0
23:30 - 23:44	0	0	0
23:45 - 23:59	0	0	0
Totals	197	211	408

AM Peak Time 07:48 - 08:47 07:44 - 08:43 07:46 - 08:45

AM Peak

Volume	24	31	54
--------	----	----	----

PM Peak Time 15:05 - 16:04 14:35 - 15:34 14:40 - 15:39

PM Peak

Volume	36	26	55
--------	----	----	----

Printed: 05/14/2018 at 09:45  
 TrafficViewer Pro v1.6.4.124

Station:

88

Daily Total Speeds (MPH)

Study Date: Tuesday, 05/08/2018

Unit ID: 0075

Location: SW 19th Terrace, East of SW 22nd Avenue

	1-5	6-10	11-15	16-20	21-25	26-30	31-35	36-40	41-45	46-50	51-55	56-60	61-65	66-70	71-99	Total
00:00 - 00:14	0	0	0	0	0	0	0	0	0	0	0	0	0	0	0	0
00:15 - 00:29	0	0	0	0	0	0	0	0	0	0	0	0	0	0	0	0
00:30 - 00:44	0	0	0	0	1	0	0	0	0	0	0	0	0	0	0	1
00:45 - 00:59	0	0	0	0	0	0	0	0	0	0	0	0	0	0	0	0
01:00 - 01:14	0	0	0	0	0	0	0	0	0	0	0	0	0	0	0	0
01:15 - 01:29	0	0	0	0	0	0	0	0	0	0	0	0	0	0	0	0
01:30 - 01:44	0	0	0	0	0	0	0	0	0	0	0	0	0	0	0	0
01:45 - 01:59	0	0	0	0	0	0	0	0	0	0	0	0	0	0	0	0
02:00 - 02:14	0	0	0	0	0	0	0	0	0	0	0	0	0	0	0	0
02:15 - 02:29	0	0	0	0	0	0	0	0	0	0	0	0	0	0	0	0
02:30 - 02:44	0	0	0	0	0	0	0	0	0	0	0	0	0	0	0	0
02:45 - 02:59	0	0	0	0	0	0	0	0	0	0	0	0	0	0	0	0
03:00 - 03:14	0	0	0	0	0	0	0	0	0	0	0	0	0	0	0	0
03:15 - 03:29	0	0	0	0	0	0	0	0	0	0	0	0	0	0	0	0
03:30 - 03:44	0	0	0	0	0	0	0	0	0	0	0	0	0	0	0	0
03:45 - 03:59	0	1	0	0	0	0	0	0	0	0	0	0	0	0	0	1
04:00 - 04:14	0	0	0	0	0	0	0	0	0	0	0	0	0	0	0	0
04:15 - 04:29	0	0	0	0	0	0	0	0	0	0	0	0	0	0	0	0
04:30 - 04:44	0	0	0	0	0	0	0	0	0	0	0	0	0	0	0	0
04:45 - 04:59	0	0	0	0	0	0	0	0	0	0	0	0	0	0	0	0
05:00 - 05:14	0	0	0	0	0	0	0	0	0	0	0	0	0	0	0	0
05:15 - 05:29	0	0	0	0	0	0	0	0	0	0	0	0	0	0	0	0
05:30 - 05:44	0	0	0	0	0	0	0	0	0	0	0	0	0	0	0	0
05:45 - 05:59	0	0	0	0	0	0	0	0	0	0	0	0	0	0	0	0
06:00 - 06:14	0	0	0	0	2	0	0	0	0	0	0	0	0	0	0	2
06:15 - 06:29	0	1	1	0	1	0	0	0	0	0	0	0	0	0	0	3
06:30 - 06:44	0	0	0	1	1	1	0	0	0	0	0	0	0	0	0	3
06:45 - 06:59	0	0	0	2	0	0	0	0	0	0	0	0	0	0	0	2
07:00 - 07:14	0	1	1	0	0	1	0	0	0	0	0	0	0	0	0	3
07:15 - 07:29	0	0	1	1	2	1	0	0	0	0	0	0	0	0	0	5
07:30 - 07:44	0	0	1	0	2	1	0	0	0	0	0	0	0	0	0	4
07:45 - 07:59	0	0	0	4	4	5	0	0	0	0	0	0	0	0	0	13
08:00 - 08:14	0	0	1	2	4	5	0	0	0	0	0	0	0	0	0	12
08:15 - 08:29	0	0	1	3	6	3	0	0	0	0	0	0	0	0	0	13
08:30 - 08:44	1	0	1	3	4	4	2	0	0	0	0	0	0	0	0	15
08:45 - 08:59	0	0	3	0	2	0	0	0	0	0	0	0	0	0	0	5
09:00 - 09:14	0	0	1	2	1	1	1	1	0	0	0	0	0	0	0	7
09:15 - 09:29	0	0	1	1	0	1	0	0	0	0	0	0	0	0	0	3

09:30 - 09:44	0	0	1	1	0	0	0	0	0	0	0	0	0	0	0	2
09:45 - 09:59	0	0	0	2	1	1	0	0	0	0	0	0	0	0	0	4
10:00 - 10:14	0	0	0	0	0	1	1	0	0	0	0	0	0	0	0	2
10:15 - 10:29	0	1	2	3	1	1	0	0	0	0	0	0	0	0	0	8
10:30 - 10:44	1	1	1	0	2	2	0	0	0	0	0	0	0	0	0	7
10:45 - 10:59	0	0	0	0	3	0	1	0	0	0	0	0	0	0	0	4
11:00 - 11:14	1	0	0	0	2	0	0	0	0	0	0	0	0	0	0	3
11:15 - 11:29	0	0	0	0	2	1	0	0	0	0	0	0	0	0	0	3
11:30 - 11:44	0	0	2	0	1	1	0	0	0	0	0	0	0	0	0	4
11:45 - 11:59	0	1	0	2	1	1	1	0	0	0	0	0	0	0	0	6
12:00 - 12:14	1	0	0	2	3	3	0	0	0	0	0	0	0	0	0	9
12:15 - 12:29	0	0	0	2	3	0	1	0	0	0	0	0	0	0	0	6
12:30 - 12:44	0	1	1	1	3	0	0	0	0	0	0	0	0	0	0	6
12:45 - 12:59	0	0	1	1	2	1	0	0	0	0	0	0	0	0	0	5
13:00 - 13:14	0	0	0	0	2	0	0	0	0	0	0	0	0	0	0	2
13:15 - 13:29	0	0	1	0	1	1	1	1	0	0	0	0	0	0	0	5
13:30 - 13:44	1	0	1	1	2	1	0	0	0	0	0	0	0	0	0	6
13:45 - 13:59	0	0	0	3	6	1	0	0	0	0	0	0	0	0	0	10
14:00 - 14:14	0	2	1	2	0	1	0	0	0	1	0	0	0	0	0	7
14:15 - 14:29	0	0	1	1	0	0	0	0	0	0	0	0	0	0	0	2
14:30 - 14:44	0	0	1	0	5	2	1	1	0	0	0	0	0	0	0	10
14:45 - 14:59	0	1	1	3	3	1	0	1	0	0	0	0	0	0	0	10
15:00 - 15:14	0	1	1	7	10	2	0	0	0	0	0	0	0	0	0	21
15:15 - 15:29	0	1	3	1	2	2	1	0	0	0	0	0	0	0	0	10
15:30 - 15:44	0	0	0	0	7	2	2	0	0	0	0	0	0	0	0	11
15:45 - 15:59	0	0	0	2	2	2	0	0	0	0	0	0	0	0	0	6
16:00 - 16:14	0	0	0	1	2	3	3	2	0	0	0	0	0	0	0	11
16:15 - 16:29	0	1	0	0	0	0	0	1	0	1	0	0	0	0	0	3
16:30 - 16:44	0	0	0	2	1	1	0	0	0	0	0	0	0	0	0	4
16:45 - 16:59	0	0	2	0	1	0	0	1	0	0	0	0	0	0	0	4
17:00 - 17:14	0	0	0	0	3	1	1	0	0	1	0	0	0	0	0	6
17:15 - 17:29	0	0	1	1	1	4	3	0	0	0	0	0	0	0	0	10
17:30 - 17:44	0	0	0	0	1	3	3	2	0	0	0	0	0	0	0	9
17:45 - 17:59	0	2	0	1	3	4	4	3	0	0	0	0	0	0	0	17
18:00 - 18:14	0	0	1	3	3	1	0	0	1	0	0	0	0	0	0	9
18:15 - 18:29	0	0	0	0	1	0	0	1	0	0	0	0	0	0	0	2
18:30 - 18:44	0	0	0	1	1	0	1	1	0	0	0	0	0	0	0	4
18:45 - 18:59	0	1	0	0	4	2	1	0	0	0	0	0	0	0	0	8
19:00 - 19:14	0	1	1	0	3	0	0	0	0	0	0	0	0	0	0	5
19:15 - 19:29	0	1	1	0	1	0	0	0	0	0	0	0	0	0	0	3
19:30 - 19:44	0	0	1	1	1	2	3	0	0	0	0	0	0	0	0	8
19:45 - 19:59	0	1	0	1	1	1	0	0	0	0	0	0	0	0	0	4
20:00 - 20:14	0	0	1	0	1	0	1	0	0	0	0	0	0	0	0	3
20:15 - 20:29	0	0	0	0	2	0	1	0	0	0	0	0	0	0	0	3

20:30 - 20:44	0	0	0	1	0	0	0	0	0	0	0	0	0	0	0	1
20:45 - 20:59	1	0	2	1	1	2	1	0	0	0	0	0	0	0	0	8
21:00 - 21:14	0	0	1	1	1	0	0	0	0	0	0	0	0	0	0	3
21:15 - 21:29	0	0	1	1	0	0	1	0	0	0	0	0	0	0	0	3
21:30 - 21:44	0	1	0	1	2	0	0	0	0	0	0	0	0	0	0	4
21:45 - 21:59	0	0	0	0	0	1	0	1	0	0	0	0	0	0	0	2
22:00 - 22:14	0	0	0	1	1	1	1	0	0	0	0	0	0	0	0	4
22:15 - 22:29	0	0	0	0	0	1	0	0	0	0	0	0	0	0	0	1
22:30 - 22:44	0	1	1	0	0	0	0	0	0	0	0	0	0	0	0	2
22:45 - 22:59	0	0	0	1	1	0	1	0	0	0	0	0	0	0	0	3
23:00 - 23:14	0	1	0	0	0	2	0	0	0	0	0	0	0	0	0	3
23:15 - 23:29	0	0	0	0	0	0	0	0	0	0	0	0	0	0	0	0
23:30 - 23:44	0	0	0	0	0	0	0	0	0	0	0	0	0	0	0	0
23:45 - 23:59	0	0	0	0	0	0	0	0	0	0	0	0	0	0	0	0
Totals	6	22	43	71	130	79	37	16	1	3	0	0	0	0	0	408
Percent of Total	1.5	5.4	10.5	17.4	31.9	19.4	9.1	3.9	0.2	0.7	0.0	0.0	0.0	0.0	0.0	100
Percent of AM	2.2	4.4	13.3	20.0	31.9	23.0	4.4	0.7	0.0	0.0	0.0	0.0	0.0	0.0	0.0	100
Percent of PM	1.1	5.9	9.2	16.1	31.9	17.6	11.4	5.5	0.4	1.1	0.0	0.0	0.0	0.0	0.0	100

Standard Deviation:	7.9 MPH	85th Percentile:	30.7 MPH
Mean Speed:	23.2 MPH	15th Percentile:	14.8 MPH
Median Speed:	23.4 MPH	90th Percentile:	33.1 MPH
Modal Speed:	23.5 MPH	95th Percentile:	35.9 MPH

Daily Vehicle Volume Report

Study Date: Wednesday, 05/09/2018  
Unit ID: 0073  
Location: SW 20th Street, East of SW 22nd Avenue

	Westbound Volume	Eastbound Volume	Total Volume	
00:00 - 00:14	1	1	1	2
00:15 - 00:29	0	0	0	0
00:30 - 00:44	1	0	0	1
00:45 - 00:59	0	0	0	0
01:00 - 01:14	0	0	0	0
01:15 - 01:29	0	0	0	0
01:30 - 01:44	0	1	1	1
01:45 - 01:59	0	0	0	0
02:00 - 02:14	0	0	0	0
02:15 - 02:29	0	0	0	0
02:30 - 02:44	0	0	0	0
02:45 - 02:59	0	0	0	0
03:00 - 03:14	0	0	0	0
03:15 - 03:29	0	0	0	0
03:30 - 03:44	0	0	0	0
03:45 - 03:59	0	0	0	0
04:00 - 04:14	0	0	0	0
04:15 - 04:29	0	0	0	0
04:30 - 04:44	0	0	0	0
04:45 - 04:59	0	0	0	0
05:00 - 05:14	1	0	0	1
05:15 - 05:29	3	0	0	3
05:30 - 05:44	1	0	0	1
05:45 - 05:59	1	0	0	1
06:00 - 06:14	1	0	0	1
06:15 - 06:29	2	1	1	3
06:30 - 06:44	6	1	1	7
06:45 - 06:59	1	0	0	1
07:00 - 07:14	0	3	3	3
07:15 - 07:29	1	8	8	9
07:30 - 07:44	3	13	13	16
07:45 - 07:59	3	15	15	18
08:00 - 08:14	7	21	21	28
08:15 - 08:29	8	11	11	19
08:30 - 08:44	4	13	13	17
08:45 - 08:59	2	7	7	9
09:00 - 09:14	2	4	4	6
09:15 - 09:29	5	3	3	8

09:30 - 09:44	4	6	10
09:45 - 09:59	0	4	4
10:00 - 10:14	0	6	6
10:15 - 10:29	3	2	5
10:30 - 10:44	2	3	5
10:45 - 10:59	5	3	8
11:00 - 11:14	3	5	8
11:15 - 11:29	1	1	2
11:30 - 11:44	3	3	6
11:45 - 11:59	1	1	2
12:00 - 12:14	2	3	5
12:15 - 12:29	1	1	2
12:30 - 12:44	4	2	6
12:45 - 12:59	2	4	6
13:00 - 13:14	4	5	9
13:15 - 13:29	4	7	11
13:30 - 13:44	4	6	10
13:45 - 13:59	7	4	11
14:00 - 14:14	2	2	4
14:15 - 14:29	5	6	11
14:30 - 14:44	4	3	7
14:45 - 14:59	3	5	8
15:00 - 15:14	15	8	23
15:15 - 15:29	14	5	19
15:30 - 15:44	2	3	5
15:45 - 15:59	4	3	7
16:00 - 16:14	3	6	9
16:15 - 16:29	5	5	10
16:30 - 16:44	3	6	9
16:45 - 16:59	4	4	8
17:00 - 17:14	9	8	17
17:15 - 17:29	7	2	9
17:30 - 17:44	13	8	21
17:45 - 17:59	7	6	13
18:00 - 18:14	11	7	18
18:15 - 18:29	4	3	7
18:30 - 18:44	0	3	3
18:45 - 18:59	2	3	5
19:00 - 19:14	0	5	5
19:15 - 19:29	2	4	6
19:30 - 19:44	0	3	3
19:45 - 19:59	3	3	6
20:00 - 20:14	3	2	5
20:15 - 20:29	2	0	2

20:30 - 20:44	1	2	3
20:45 - 20:59	3	6	9
21:00 - 21:14	2	5	7
21:15 - 21:29	1	3	4
21:30 - 21:44	1	1	2
21:45 - 21:59	1	0	1
22:00 - 22:14	1	2	3
22:15 - 22:29	2	1	3
22:30 - 22:44	0	0	0
22:45 - 22:59	0	0	0
23:00 - 23:14	0	0	0
23:15 - 23:29	1	3	4
23:30 - 23:44	0	0	0
23:45 - 23:59	0	1	1
Totals	243	305	548

AM Peak Time 07:38 - 08:37 07:42 - 08:41 07:38 - 08:37

AM Peak

Volume	24	65	87
--------	----	----	----

PM Peak Time 17:19 - 18:18 17:10 - 18:09 17:23 - 18:22

PM Peak

Volume	40	25	65
--------	----	----	----







20:30 - 20:44	0	0	0	1	2	0	0	0	0	0	0	0	0	0	0	3
20:45 - 20:59	0	4	1	0	1	3	0	0	0	0	0	0	0	0	0	9
21:00 - 21:14	0	1	1	2	3	0	0	0	0	0	0	0	0	0	0	7
21:15 - 21:29	0	0	0	1	1	1	1	0	0	0	0	0	0	0	0	4
21:30 - 21:44	0	0	0	1	0	0	1	0	0	0	0	0	0	0	0	2
21:45 - 21:59	0	0	0	0	0	1	0	0	0	0	0	0	0	0	0	1
22:00 - 22:14	0	0	1	1	1	0	0	0	0	0	0	0	0	0	0	3
22:15 - 22:29	0	0	0	1	0	2	0	0	0	0	0	0	0	0	0	3
22:30 - 22:44	0	0	0	0	0	0	0	0	0	0	0	0	0	0	0	0
22:45 - 22:59	0	0	0	0	0	0	0	0	0	0	0	0	0	0	0	0
23:00 - 23:14	0	0	0	0	0	0	0	0	0	0	0	0	0	0	0	0
23:15 - 23:29	0	1	0	2	1	0	0	0	0	0	0	0	0	0	0	4
23:30 - 23:44	0	0	0	0	0	0	0	0	0	0	0	0	0	0	0	0
23:45 - 23:59	0	0	0	0	0	1	0	0	0	0	0	0	0	0	0	1
Totals	3	21	41	92	171	153	56	11	0	0	0	0	0	0	0	548
Percent of Total	0.5	3.8	7.5	16.8	31.2	27.9	10.2	2.0	0.0	0.0	0.0	0.0	0.0	0.0	0.0	100
Percent of AM	0.0	1.4	5.7	14.2	37.4	26.5	13.3	1.4	0.0	0.0	0.0	0.0	0.0	0.0	0.0	100
Percent of PM	0.9	5.3	8.6	18.4	27.3	28.8	8.3	2.4	0.0	0.0	0.0	0.0	0.0	0.0	0.0	100

Standard Deviation:	6.8 MPH	85th Percentile:	30.5 MPH
Mean Speed:	23.9 MPH	15th Percentile:	16.9 MPH
Median Speed:	24.4 MPH	90th Percentile:	32.0 MPH
Modal Speed:	23.5 MPH	95th Percentile:	34.5 MPH

Daily Vehicle Volume Report

Study Date: Wednesday, 05/09/2018  
Unit ID: 0146  
Location: SW 21st Street, East of SW 22nd Avenue

	Westbound Volume	Eastbound Volume	Total Volume	
00:00 - 00:14	0	0	0	0
00:15 - 00:29	0	0	0	0
00:30 - 00:44	0	0	0	0
00:45 - 00:59	0	0	0	0
01:00 - 01:14	0	0	0	0
01:15 - 01:29	0	0	0	0
01:30 - 01:44	0	0	0	0
01:45 - 01:59	0	0	0	0
02:00 - 02:14	0	0	0	0
02:15 - 02:29	0	0	0	0
02:30 - 02:44	0	0	0	0
02:45 - 02:59	0	0	0	0
03:00 - 03:14	0	0	0	0
03:15 - 03:29	0	1	1	1
03:30 - 03:44	0	1	1	1
03:45 - 03:59	0	1	1	1
04:00 - 04:14	1	1	2	2
04:15 - 04:29	0	0	0	0
04:30 - 04:44	0	0	0	0
04:45 - 04:59	1	0	1	1
05:00 - 05:14	0	0	0	0
05:15 - 05:29	1	0	1	1
05:30 - 05:44	0	0	0	0
05:45 - 05:59	0	1	1	1
06:00 - 06:14	1	1	2	2
06:15 - 06:29	2	2	4	4
06:30 - 06:44	4	2	6	6
06:45 - 06:59	1	1	2	2
07:00 - 07:14	4	5	9	9
07:15 - 07:29	1	4	5	5
07:30 - 07:44	5	8	13	13
07:45 - 07:59	5	11	16	16
08:00 - 08:14	6	25	31	31
08:15 - 08:29	4	22	26	26
08:30 - 08:44	0	18	18	18
08:45 - 08:59	4	14	18	18
09:00 - 09:14	7	7	14	14
09:15 - 09:29	7	4	11	11

09:30 - 09:44	5	7	12
09:45 - 09:59	5	6	11
10:00 - 10:14	13	5	18
10:15 - 10:29	3	6	9
10:30 - 10:44	2	3	5
10:45 - 10:59	9	8	17
11:00 - 11:14	8	6	14
11:15 - 11:29	7	5	12
11:30 - 11:44	10	6	16
11:45 - 11:59	3	11	14
12:00 - 12:14	7	6	13
12:15 - 12:29	9	9	18
12:30 - 12:44	6	8	14
12:45 - 12:59	10	2	12
13:00 - 13:14	7	2	9
13:15 - 13:29	8	3	11
13:30 - 13:44	15	7	22
13:45 - 13:59	9	13	22
14:00 - 14:14	15	4	19
14:15 - 14:29	8	6	14
14:30 - 14:44	6	4	10
14:45 - 14:59	16	9	25
15:00 - 15:14	28	8	36
15:15 - 15:29	18	8	26
15:30 - 15:44	21	10	31
15:45 - 15:59	21	6	27
16:00 - 16:14	21	4	25
16:15 - 16:29	25	3	28
16:30 - 16:44	26	6	32
16:45 - 16:59	27	8	35
17:00 - 17:14	38	13	51
17:15 - 17:29	49	8	57
17:30 - 17:44	53	4	57
17:45 - 17:59	51	11	62
18:00 - 18:14	31	6	37
18:15 - 18:29	17	14	31
18:30 - 18:44	13	7	20
18:45 - 18:59	12	9	21
19:00 - 19:14	8	8	16
19:15 - 19:29	4	6	10
19:30 - 19:44	0	1	1
19:45 - 19:59	1	5	6
20:00 - 20:14	0	6	6
20:15 - 20:29	1	4	5

20:30 - 20:44	4	2	6
20:45 - 20:59	0	4	4
21:00 - 21:14	1	4	5
21:15 - 21:29	0	0	0
21:30 - 21:44	1	3	4
21:45 - 21:59	0	1	1
22:00 - 22:14	0	1	1
22:15 - 22:29	0	1	1
22:30 - 22:44	3	0	3
22:45 - 22:59	0	1	1
23:00 - 23:14	0	2	2
23:15 - 23:29	0	0	0
23:30 - 23:44	0	3	3
23:45 - 23:59	0	0	0
Totals	709	442	1151

AM Peak Time 10:50 - 11:49 07:54 - 08:53 07:54 - 08:53

AM Peak

Volume	35	82	95
--------	----	----	----

PM Peak Time 17:00 - 17:59 17:40 - 18:39 17:00 - 17:59

PM Peak

Volume	191	39	227
--------	-----	----	-----





20:30 - 20:44	0	0	0	1	3	2	0	0	0	0	0	0	0	0	0	6
20:45 - 20:59	0	0	0	2	2	0	0	0	0	0	0	0	0	0	0	4
21:00 - 21:14	0	0	0	1	2	2	0	0	0	0	0	0	0	0	0	5
21:15 - 21:29	0	0	0	0	0	0	0	0	0	0	0	0	0	0	0	0
21:30 - 21:44	0	0	0	0	2	2	0	0	0	0	0	0	0	0	0	4
21:45 - 21:59	0	0	0	0	0	1	0	0	0	0	0	0	0	0	0	1
22:00 - 22:14	0	0	0	1	0	0	0	0	0	0	0	0	0	0	0	1
22:15 - 22:29	0	0	0	1	0	0	0	0	0	0	0	0	0	0	0	1
22:30 - 22:44	0	0	0	0	1	2	0	0	0	0	0	0	0	0	0	3
22:45 - 22:59	0	0	0	0	1	0	0	0	0	0	0	0	0	0	0	1
23:00 - 23:14	0	0	0	0	1	1	0	0	0	0	0	0	0	0	0	2
23:15 - 23:29	0	0	0	0	0	0	0	0	0	0	0	0	0	0	0	0
23:30 - 23:44	0	0	0	0	1	2	0	0	0	0	0	0	0	0	0	3
23:45 - 23:59	0	0	0	0	0	0	0	0	0	0	0	0	0	0	0	0
Totals	4	10	30	113	422	412	133	21	6	0	0	0	0	0	0	1151
Percent of Total	0.3	0.9	2.6	9.8	36.7	35.8	11.6	1.8	0.5	0.0	0.0	0.0	0.0	0.0	0.0	100
Percent of AM	0.3	1.0	3.5	11.3	35.4	27.0	17.7	2.9	1.0	0.0	0.0	0.0	0.0	0.0	0.0	100
Percent of PM	0.4	0.8	2.3	9.3	37.1	39.0	9.3	1.4	0.4	0.0	0.0	0.0	0.0	0.0	0.0	100

Standard Deviation:	5.6 MPH	85th Percentile:	30.8 MPH
Mean Speed:	25.9 MPH	15th Percentile:	21.2 MPH
Median Speed:	26.0 MPH	90th Percentile:	32.7 MPH
Modal Speed:	23.5 MPH	95th Percentile:	34.8 MPH



Daily Vehicle Volume Report

Study Date: Wednesday, 05/09/2018  
Unit ID: 0076  
Location: SW 21st Terrace, East of SW 22nd Avenue

	Westbound Volume	Eastbound Volume	Total Volume	
00:00 - 00:14	0	0	2	2
00:15 - 00:29	0	0	1	1
00:30 - 00:44	0	0	0	0
00:45 - 00:59	0	0	0	0
01:00 - 01:14	0	0	0	0
01:15 - 01:29	0	0	0	0
01:30 - 01:44	0	0	0	0
01:45 - 01:59	0	0	0	0
02:00 - 02:14	0	0	0	0
02:15 - 02:29	0	0	0	0
02:30 - 02:44	1	0	0	1
02:45 - 02:59	0	0	0	0
03:00 - 03:14	0	0	0	0
03:15 - 03:29	0	0	0	0
03:30 - 03:44	1	0	0	1
03:45 - 03:59	0	0	0	0
04:00 - 04:14	1	0	0	1
04:15 - 04:29	0	0	1	1
04:30 - 04:44	0	0	0	0
04:45 - 04:59	0	0	0	0
05:00 - 05:14	0	0	0	0
05:15 - 05:29	1	0	1	2
05:30 - 05:44	0	0	1	1
05:45 - 05:59	1	0	1	2
06:00 - 06:14	1	0	2	3
06:15 - 06:29	3	0	0	3
06:30 - 06:44	1	0	5	6
06:45 - 06:59	3	0	5	8
07:00 - 07:14	5	0	6	11
07:15 - 07:29	6	0	10	16
07:30 - 07:44	4	0	11	15
07:45 - 07:59	10	0	12	22
08:00 - 08:14	8	0	10	18
08:15 - 08:29	9	0	16	25
08:30 - 08:44	14	0	23	37
08:45 - 08:59	7	0	34	41
09:00 - 09:14	8	0	28	36
09:15 - 09:29	11	0	18	29

09:30 - 09:44	5	19	24
09:45 - 09:59	6	20	26
10:00 - 10:14	8	20	28
10:15 - 10:29	9	11	20
10:30 - 10:44	9	9	18
10:45 - 10:59	5	8	13
11:00 - 11:14	12	9	21
11:15 - 11:29	4	14	18
11:30 - 11:44	5	6	11
11:45 - 11:59	10	9	19
12:00 - 12:14	11	21	32
12:15 - 12:29	6	24	30
12:30 - 12:44	7	15	22
12:45 - 12:59	9	13	22
13:00 - 13:14	12	10	22
13:15 - 13:29	14	10	24
13:30 - 13:44	7	5	12
13:45 - 13:59	13	17	30
14:00 - 14:14	17	7	24
14:15 - 14:29	17	14	31
14:30 - 14:44	14	16	30
14:45 - 14:59	12	19	31
15:00 - 15:14	16	13	29
15:15 - 15:29	20	17	37
15:30 - 15:44	25	11	36
15:45 - 15:59	18	11	29
16:00 - 16:14	25	9	34
16:15 - 16:29	19	8	27
16:30 - 16:44	22	11	33
16:45 - 16:59	17	9	26
17:00 - 17:14	32	13	45
17:15 - 17:29	27	9	36
17:30 - 17:44	41	10	51
17:45 - 17:59	30	15	45
18:00 - 18:14	24	7	31
18:15 - 18:29	20	9	29
18:30 - 18:44	18	15	33
18:45 - 18:59	7	15	22
19:00 - 19:14	10	10	20
19:15 - 19:29	7	9	16
19:30 - 19:44	3	7	10
19:45 - 19:59	3	8	11
20:00 - 20:14	3	3	6
20:15 - 20:29	4	3	7

20:30 - 20:44	5	6	11
20:45 - 20:59	0	4	4
21:00 - 21:14	0	2	2
21:15 - 21:29	4	8	12
21:30 - 21:44	4	0	4
21:45 - 21:59	4	1	5
22:00 - 22:14	2	4	6
22:15 - 22:29	4	4	8
22:30 - 22:44	0	2	2
22:45 - 22:59	0	4	4
23:00 - 23:14	1	3	4
23:15 - 23:29	1	1	2
23:30 - 23:44	1	0	1
23:45 - 23:59	1	2	3
Totals	725	746	1471

AM Peak Time 07:54 - 08:53 08:32 - 09:31 08:27 - 09:26

AM Peak

Volume	43	104	145
--------	----	-----	-----

PM Peak Time 17:00 - 17:59 12:00 - 12:59 17:00 - 17:59

PM Peak

Volume	130	73	177
--------	-----	----	-----





20:30 - 20:44	0	0	1	3	2	4	1	0	0	0	0	0	0	0	0	11
20:45 - 20:59	0	0	0	2	1	1	0	0	0	0	0	0	0	0	0	4
21:00 - 21:14	0	0	0	2	0	0	0	0	0	0	0	0	0	0	0	2
21:15 - 21:29	0	0	1	4	7	0	0	0	0	0	0	0	0	0	0	12
21:30 - 21:44	0	0	0	1	3	0	0	0	0	0	0	0	0	0	0	4
21:45 - 21:59	0	0	1	2	0	2	0	0	0	0	0	0	0	0	0	5
22:00 - 22:14	0	2	0	2	1	1	0	0	0	0	0	0	0	0	0	6
22:15 - 22:29	0	0	1	5	2	0	0	0	0	0	0	0	0	0	0	8
22:30 - 22:44	0	0	0	1	0	0	1	0	0	0	0	0	0	0	0	2
22:45 - 22:59	0	0	0	2	1	1	0	0	0	0	0	0	0	0	0	4
23:00 - 23:14	0	0	1	0	1	2	0	0	0	0	0	0	0	0	0	4
23:15 - 23:29	0	0	0	1	0	1	0	0	0	0	0	0	0	0	0	2
23:30 - 23:44	0	0	0	0	1	0	0	0	0	0	0	0	0	0	0	1
23:45 - 23:59	0	0	1	1	1	0	0	0	0	0	0	0	0	0	0	3
Totals	4	23	64	295	629	374	71	7	1	2	0	1	0	0	0	1471
Percent of Total	0.3	1.6	4.4	20.1	42.8	25.4	4.8	0.5	0.1	0.1	0.0	0.1	0.0	0.0	0.0	100
Percent of AM	0.4	1.5	5.4	16.0	46.0	24.6	4.8	0.8	0.2	0.2	0.0	0.0	0.0	0.0	0.0	100
Percent of PM	0.2	1.6	3.8	22.0	41.2	25.8	4.8	0.3	0.0	0.1	0.0	0.1	0.0	0.0	0.0	100

Standard Deviation:	5.5 MPH	85th Percentile:	29.1 MPH
Mean Speed:	23.7 MPH	15th Percentile:	18.2 MPH
Median Speed:	23.8 MPH	90th Percentile:	30.1 MPH
Modal Speed:	23.5 MPH	95th Percentile:	31.6 MPH

# SPEED

SW 9th St Bet. SW 20th Ave & SW 10th St Rd

Day: Wednesday  
Date: 11/16/2016

City: Miami  
Project #: FL16\_3404\_018

**Summary**

Time	< 15	15 - 19	20 - 24	25 - 29	30 - 34	35 - 39	40 - 44	45 - 49	50 - 54	55 - 59	60 - 64	65 - 69	70 +	Total
00:00 AM	2	2	1	2	0	0	0	0	0	0	0	0	0	7
01:00	0	2	1	1	0	0	0	0	0	0	0	0	0	4
02:00	1	2	0	0	0	0	0	0	0	0	0	0	0	3
03:00	1	0	1	0	0	0	0	0	0	0	0	0	0	2
04:00	3	1	2	1	0	0	0	0	0	0	0	0	0	7
05:00	3	1	2	2	0	0	0	0	0	0	0	0	0	8
06:00	2	7	10	4	3	0	0	0	0	0	0	0	0	26
07:00	5	14	17	8	3	0	0	0	0	0	0	0	0	47
08:00	10	13	18	13	4	0	0	0	0	0	0	0	0	58
09:00	3	7	10	8	2	0	0	0	0	0	0	0	0	30
10:00	3	13	13	7	2	0	0	0	0	0	0	0	0	38
11:00	8	9	16	4	1	0	0	0	0	0	0	0	0	38
12:00 PM	8	21	10	9	1	0	0	0	0	0	0	0	0	49
13:00	6	11	15	2	1	0	0	0	0	0	0	0	0	35
14:00	6	11	19	20	2	0	0	0	0	0	0	0	0	58
15:00	2	14	21	15	2	0	0	0	0	0	0	0	0	54
16:00	6	8	24	17	3	1	0	0	0	0	0	0	0	59
17:00	2	10	34	24	6	0	0	0	0	0	0	0	0	76
18:00	13	24	30	14	4	1	0	0	0	0	0	0	0	86
19:00	13	24	21	6	1	0	0	0	0	0	0	0	0	65
20:00	10	12	10	7	0	1	0	0	0	0	0	0	0	40
21:00	3	8	7	10	0	0	0	0	0	0	0	0	0	28
22:00	17	32	10	6	1	0	0	0	0	0	0	0	0	66
23:00	1	5	6	3	1	0	0	0	0	0	0	0	0	16
<b>Totals</b>	<b>128</b>	<b>251</b>	<b>298</b>	<b>183</b>	<b>37</b>	<b>3</b>								<b>900</b>
<b>% of Totals</b>	<b>14%</b>	<b>28%</b>	<b>33%</b>	<b>20%</b>	<b>4%</b>	<b>0%</b>								<b>100%</b>

<b>AM Volumes</b>	41	71	91	50	15	0	0	0	0	0	0	0	0	268
<b>% AM</b>	5%	8%	10%	6%	2%									30%
<b>AM Peak Hour</b>	08:00	07:00	08:00	08:00	08:00									08:00
<b>Volume</b>	10	14	18	13	4									58
<b>PM Volumes</b>	87	180	207	133	22	3	0	0	0	0	0	0	0	632
<b>% PM</b>	10%	20%	23%	15%	2%	0%								70%
<b>PM Peak Hour</b>	22:00	22:00	17:00	17:00	17:00	16:00								18:00
<b>Volume</b>	17	32	34	24	6	1								86
<b>Directional Peak Periods</b>			<b>AM 7-9</b>			<b>NOON 12-2</b>			<b>PM 4-6</b>			<b>Off Peak Volumes</b>		
<b>All Speeds</b>			Volume	↔	%	Volume	↔	%	Volume	↔	%	Volume	↔	%
			105		12%	84		9%	135		15%	576		64%

Street Name	Direction	Percentiles					
		15th	50th	Average	85th	95th	ADT
SW 9th St	Summary	15.2	21.2	20.8	27.4	29.9	900

DAILY TOTALS					NB	SB	EB		WB		Total
					0	0	373		527		900
AM Period	NB	SB	EB	WB	TOTAL	PM Period	NB	SB	EB	WB	TOTAL
00:00	0	0	0	2	2	12:00	0	0	4	10	14
00:15	0	0	1	0	1	12:15	0	0	3	10	13
00:30	0	0	1	1	2	12:30	0	0	4	6	10
00:45	0	0	1	3	4	12:45	0	0	5	16	21
01:00	0	0	1	2	3	13:00	0	0	5	5	10
01:15	0	0	0	0	0	13:15	0	0	3	2	5
01:30	0	0	0	1	1	13:30	0	0	5	3	8
01:45	0	0	0	1	3	13:45	0	0	4	17	21
02:00	0	0	0	0	0	14:00	0	0	4	10	14
02:15	0	0	0	1	1	14:15	0	0	4	6	10
02:30	0	0	1	0	1	14:30	0	0	6	9	15
02:45	0	0	0	1	2	14:45	0	0	10	24	34
03:00	0	0	0	0	0	15:00	0	0	9	7	16
03:15	0	0	1	1	2	15:15	0	0	11	3	14
03:30	0	0	0	0	0	15:30	0	0	4	11	15
03:45	0	0	0	1	1	15:45	0	0	4	28	32
04:00	0	0	2	1	3	16:00	0	0	5	10	15
04:15	0	0	0	1	1	16:15	0	0	7	10	17
04:30	0	0	0	2	2	16:30	0	0	3	8	11
04:45	0	0	0	2	5	16:45	0	0	4	19	23
05:00	0	0	0	1	1	17:00	0	0	7	8	15
05:15	0	0	0	2	2	17:15	0	0	10	6	16
05:30	0	0	0	3	3	17:30	0	0	13	12	25
05:45	0	0	0	2	8	17:45	0	0	8	38	46
06:00	0	0	1	4	5	18:00	0	0	10	16	26
06:15	0	0	2	3	5	18:15	0	0	12	8	20
06:30	0	0	1	5	6	18:30	0	0	7	13	20
06:45	0	0	3	7	19	18:45	0	0	9	38	47
07:00	0	0	4	12	16	19:00	0	0	8	15	23
07:15	0	0	6	6	12	19:15	0	0	6	15	21
07:30	0	0	4	7	11	19:30	0	0	4	7	11
07:45	0	0	3	17	5	19:45	0	0	3	21	24
08:00	0	0	15	7	22	20:00	0	0	6	4	10
08:15	0	0	11	7	18	20:15	0	0	6	12	18
08:30	0	0	3	2	5	20:30	0	0	2	5	7
08:45	0	0	6	35	7	20:45	0	0	2	16	18
09:00	0	0	4	3	7	21:00	0	0	0	7	7
09:15	0	0	1	3	4	21:15	0	0	2	0	2
09:30	0	0	3	4	7	21:30	0	0	2	5	7
09:45	0	0	5	13	7	21:45	0	0	6	10	16
10:00	0	0	3	9	12	22:00	0	0	13	8	21
10:15	0	0	2	5	7	22:15	0	0	15	7	22
10:30	0	0	3	7	10	22:30	0	0	11	6	17
10:45	0	0	2	10	7	22:45	0	0	3	42	45
11:00	0	0	2	7	9	23:00	0	0	2	5	7
11:15	0	0	4	6	10	23:15	0	0	0	2	2
11:30	0	0	2	6	8	23:30	0	0	1	2	3
11:45	0	0	2	10	9	23:45	0	0	1	4	5
<b>TOTALS</b>			100	168	268	<b>TOTALS</b>			273	359	632
<b>SPLIT %</b>			37.3%	62.7%	29.8%	<b>SPLIT %</b>			43.2%	56.8%	70.2%

DAILY TOTALS					NB	SB	EB		WB		Total
					0	0	373		527		900

AM Peak Hour			08:00	11:30	07:30	PM Peak Hour			21:45	18:30	17:30
AM Pk Volume			35	35	59	PM Pk Volume			31	54	91
Pk Hr Factor			0.583	0.625	0.670	Pk Hr Factor			0.517	0.733	0.875
7 - 9 Volume	0	0	52	53	105	4 - 6 Volume	0	0	57	78	135
7 - 9 Peak Hour			08:00	07:00	07:30	4 - 6 Peak Hour			17:00	16:00	17:00
7 - 9 Pk Volume	0	0	35	30	59	4 - 6 Pk Volume	0	0	38	40	76
Pk Hr Factor	0.000	0.000	0.583	0.625	0.670	Pk Hr Factor	0.000	0.000	0.731	0.833	0.760



Daily Vehicle Volume Report

Study Date: Thursday, 05/24/2018  
Unit ID: 0163  
Location: SW 21st Avenue, South of SW 12th Street

	Southbound Volume	Northbound Volume	Total Volume	
00:00 - 00:14	2	0	0	2
00:15 - 00:29	0	1	1	1
00:30 - 00:44	0	0	0	0
00:45 - 00:59	1	0	0	1
01:00 - 01:14	3	2	2	5
01:15 - 01:29	1	0	0	1
01:30 - 01:44	0	1	1	1
01:45 - 01:59	0	0	0	0
02:00 - 02:14	0	0	0	0
02:15 - 02:29	0	1	1	1
02:30 - 02:44	0	0	0	0
02:45 - 02:59	0	1	1	1
03:00 - 03:14	0	2	2	2
03:15 - 03:29	0	0	0	0
03:30 - 03:44	0	1	1	1
03:45 - 03:59	0	0	0	0
04:00 - 04:14	0	0	0	0
04:15 - 04:29	0	0	0	0
04:30 - 04:44	0	0	0	0
04:45 - 04:59	0	2	2	2
05:00 - 05:14	0	0	0	0
05:15 - 05:29	0	0	0	0
05:30 - 05:44	0	2	2	2
05:45 - 05:59	0	2	2	2
06:00 - 06:14	1	1	1	2
06:15 - 06:29	2	0	0	2
06:30 - 06:44	0	4	4	4
06:45 - 06:59	5	2	2	7
07:00 - 07:14	4	4	4	8
07:15 - 07:29	4	4	4	8
07:30 - 07:44	15	7	7	22
07:45 - 07:59	19	16	16	35
08:00 - 08:14	28	20	20	48
08:15 - 08:29	32	24	24	56
08:30 - 08:44	15	17	17	32
08:45 - 08:59	5	7	7	12
09:00 - 09:14	7	4	4	11
09:15 - 09:29	2	9	9	11

09:30 - 09:44	4	2	6
09:45 - 09:59	4	2	6
10:00 - 10:14	1	9	10
10:15 - 10:29	1	4	5
10:30 - 10:44	6	4	10
10:45 - 10:59	3	7	10
11:00 - 11:14	3	7	10
11:15 - 11:29	1	13	14
11:30 - 11:44	8	4	12
11:45 - 11:59	3	3	6
12:00 - 12:14	1	2	3
12:15 - 12:29	2	7	9
12:30 - 12:44	1	3	4
12:45 - 12:59	5	6	11
13:00 - 13:14	8	2	10
13:15 - 13:29	2	6	8
13:30 - 13:44	6	14	20
13:45 - 13:59	10	9	19
14:00 - 14:14	5	6	11
14:15 - 14:29	3	1	4
14:30 - 14:44	6	8	14
14:45 - 14:59	3	7	10
15:00 - 15:14	40	10	50
15:15 - 15:29	12	19	31
15:30 - 15:44	7	7	14
15:45 - 15:59	5	12	17
16:00 - 16:14	7	6	13
16:15 - 16:29	5	5	10
16:30 - 16:44	4	9	13
16:45 - 16:59	11	9	20
17:00 - 17:14	11	20	31
17:15 - 17:29	16	14	30
17:30 - 17:44	11	13	24
17:45 - 17:59	5	9	14
18:00 - 18:14	12	9	21
18:15 - 18:29	7	8	15
18:30 - 18:44	6	2	8
18:45 - 18:59	4	5	9
19:00 - 19:14	2	4	6
19:15 - 19:29	4	4	8
19:30 - 19:44	6	6	12
19:45 - 19:59	3	6	9
20:00 - 20:14	1	4	5
20:15 - 20:29	4	6	10

20:30 - 20:44	2	3	5
20:45 - 20:59	5	3	8
21:00 - 21:14	5	4	9
21:15 - 21:29	1	1	2
21:30 - 21:44	0	0	0
21:45 - 21:59	2	7	9
22:00 - 22:14	1	2	3
22:15 - 22:29	2	0	2
22:30 - 22:44	2	3	5
22:45 - 22:59	1	2	3
23:00 - 23:14	0	0	0
23:15 - 23:29	2	1	3
23:30 - 23:44	2	0	2
23:45 - 23:59	1	0	1
Totals	441	473	914

AM Peak Time 07:37 - 08:36 07:46 - 08:45 07:37 - 08:36

AM Peak

Volume	98	78	175
--------	----	----	-----

PM Peak Time 14:50 - 15:49 16:40 - 17:39 14:59 - 15:58

PM Peak

Volume	64	57	112
--------	----	----	-----





20:30 - 20:44	0	0	1	1	3	0	0	0	0	0	0	0	0	0	0	5
20:45 - 20:59	0	0	0	2	4	2	0	0	0	0	0	0	0	0	0	8
21:00 - 21:14	0	0	0	3	6	0	0	0	0	0	0	0	0	0	0	9
21:15 - 21:29	0	0	0	0	2	0	0	0	0	0	0	0	0	0	0	2
21:30 - 21:44	0	0	0	0	0	0	0	0	0	0	0	0	0	0	0	0
21:45 - 21:59	0	0	1	6	2	0	0	0	0	0	0	0	0	0	0	9
22:00 - 22:14	0	0	0	2	1	0	0	0	0	0	0	0	0	0	0	3
22:15 - 22:29	0	0	0	0	2	0	0	0	0	0	0	0	0	0	0	2
22:30 - 22:44	0	0	1	4	0	0	0	0	0	0	0	0	0	0	0	5
22:45 - 22:59	0	0	0	0	1	2	0	0	0	0	0	0	0	0	0	3
23:00 - 23:14	0	0	0	0	0	0	0	0	0	0	0	0	0	0	0	0
23:15 - 23:29	0	0	0	2	1	0	0	0	0	0	0	0	0	0	0	3
23:30 - 23:44	0	0	1	0	1	0	0	0	0	0	0	0	0	0	0	2
23:45 - 23:59	0	0	0	1	0	0	0	0	0	0	0	0	0	0	0	1
Totals	7	30	149	372	303	47	4	1	0	0	1	0	0	0	0	914
Percent of Total	0.8	3.3	16.3	40.7	33.2	5.1	0.4	0.1	0.0	0.0	0.1	0.0	0.0	0.0	0.0	100
Percent of AM	0.3	3.5	19.2	41.7	30.4	4.1	0.5	0.3	0.0	0.0	0.0	0.0	0.0	0.0	0.0	100
Percent of PM	1.1	3.1	14.3	40.0	35.0	5.9	0.4	0.0	0.0	0.0	0.2	0.0	0.0	0.0	0.0	100

Standard Deviation:	5.1 MPH	85th Percentile:	24.6 MPH
Mean Speed:	19.5 MPH	15th Percentile:	14.3 MPH
Median Speed:	19.6 MPH	90th Percentile:	25.4 MPH
Modal Speed:	18.5 MPH	95th Percentile:	26.7 MPH

Daily Vehicle Volume Report

Study Date: Thursday, 05/17/2018  
Unit ID: 0076  
Location: SW 21st Avenue, South of SW 14th Terrace

	Southbound Volume	Northbound Volume	Total Volume
00:00 - 00:14	0	0	0
00:15 - 00:29	1	0	1
00:30 - 00:44	0	0	0
00:45 - 00:59	0	0	0
01:00 - 01:14	0	0	0
01:15 - 01:29	0	0	0
01:30 - 01:44	0	0	0
01:45 - 01:59	0	0	0
02:00 - 02:14	0	0	0
02:15 - 02:29	0	0	0
02:30 - 02:44	0	1	1
02:45 - 02:59	0	0	0
03:00 - 03:14	0	0	0
03:15 - 03:29	0	0	0
03:30 - 03:44	0	0	0
03:45 - 03:59	0	0	0
04:00 - 04:14	0	0	0
04:15 - 04:29	0	1	1
04:30 - 04:44	2	0	2
04:45 - 04:59	1	0	1
05:00 - 05:14	0	0	0
05:15 - 05:29	0	2	2
05:30 - 05:44	1	2	3
05:45 - 05:59	1	0	1
06:00 - 06:14	0	3	3
06:15 - 06:29	1	1	2
06:30 - 06:44	4	3	7
06:45 - 06:59	3	2	5
07:00 - 07:14	7	3	10
07:15 - 07:29	10	7	17
07:30 - 07:44	18	19	37
07:45 - 07:59	16	22	38
08:00 - 08:14	19	33	52
08:15 - 08:29	23	34	57
08:30 - 08:44	15	14	29
08:45 - 08:59	6	8	14
09:00 - 09:14	10	5	15
09:15 - 09:29	8	7	15

09:30 - 09:44	5	4	9
09:45 - 09:59	2	6	8
10:00 - 10:14	4	3	7
10:15 - 10:29	8	5	13
10:30 - 10:44	4	5	9
10:45 - 10:59	4	6	10
11:00 - 11:14	3	3	6
11:15 - 11:29	5	3	8
11:30 - 11:44	6	4	10
11:45 - 11:59	7	4	11
12:00 - 12:14	5	5	10
12:15 - 12:29	0	4	4
12:30 - 12:44	4	6	10
12:45 - 12:59	5	4	9
13:00 - 13:14	3	2	5
13:15 - 13:29	9	4	13
13:30 - 13:44	5	2	7
13:45 - 13:59	16	14	30
14:00 - 14:14	5	3	8
14:15 - 14:29	8	5	13
14:30 - 14:44	6	7	13
14:45 - 14:59	10	8	18
15:00 - 15:14	18	44	62
15:15 - 15:29	28	12	40
15:30 - 15:44	13	11	24
15:45 - 15:59	4	5	9
16:00 - 16:14	15	4	19
16:15 - 16:29	8	6	14
16:30 - 16:44	6	14	20
16:45 - 16:59	7	9	16
17:00 - 17:14	16	12	28
17:15 - 17:29	9	10	19
17:30 - 17:44	18	12	30
17:45 - 17:59	8	11	19
18:00 - 18:14	9	10	19
18:15 - 18:29	9	4	13
18:30 - 18:44	10	5	15
18:45 - 18:59	2	3	5
19:00 - 19:14	7	5	12
19:15 - 19:29	3	3	6
19:30 - 19:44	7	5	12
19:45 - 19:59	4	4	8
20:00 - 20:14	6	4	10
20:15 - 20:29	4	4	8



20:30 - 20:44	4	2	6
20:45 - 20:59	4	1	5
21:00 - 21:14	4	1	5
21:15 - 21:29	1	3	4
21:30 - 21:44	1	2	3
21:45 - 21:59	7	1	8
22:00 - 22:14	0	6	6
22:15 - 22:29	2	2	4
22:30 - 22:44	1	0	1
22:45 - 22:59	2	3	5
23:00 - 23:14	1	3	4
23:15 - 23:29	3	3	6
23:30 - 23:44	0	1	1
23:45 - 23:59	1	0	1
Totals	512	499	1011

AM Peak Time 07:26 - 08:25 07:31 - 08:30 07:31 - 08:30  
AM Peak  
Volume 78 111 188

PM Peak Time 14:45 - 15:44 14:41 - 15:40 14:41 - 15:40  
PM Peak  
Volume 69 78 144





20:30 - 20:44	0	0	0	2	3	0	1	0	0	0	0	0	0	0	0	6
20:45 - 20:59	0	0	1	0	3	0	1	0	0	0	0	0	0	0	0	5
21:00 - 21:14	0	0	0	3	2	0	0	0	0	0	0	0	0	0	0	5
21:15 - 21:29	0	0	0	2	1	1	0	0	0	0	0	0	0	0	0	4
21:30 - 21:44	0	0	0	1	1	1	0	0	0	0	0	0	0	0	0	3
21:45 - 21:59	0	0	2	3	3	0	0	0	0	0	0	0	0	0	0	8
22:00 - 22:14	0	0	0	0	4	1	1	0	0	0	0	0	0	0	0	6
22:15 - 22:29	0	0	1	2	0	1	0	0	0	0	0	0	0	0	0	4
22:30 - 22:44	0	0	0	1	0	0	0	0	0	0	0	0	0	0	0	1
22:45 - 22:59	0	0	0	3	2	0	0	0	0	0	0	0	0	0	0	5
23:00 - 23:14	0	0	1	1	1	0	1	0	0	0	0	0	0	0	0	4
23:15 - 23:29	0	0	0	2	3	1	0	0	0	0	0	0	0	0	0	6
23:30 - 23:44	0	0	0	1	0	0	0	0	0	0	0	0	0	0	0	1
23:45 - 23:59	0	0	0	0	0	1	0	0	0	0	0	0	0	0	0	1
Totals	0	13	47	267	442	192	41	7	2	0	0	0	0	0	0	1011
Percent of Total	0.0	1.3	4.6	26.4	43.7	19.0	4.1	0.7	0.2	0.0	0.0	0.0	0.0	0.0	0.0	100
Percent of AM	0.0	2.2	4.7	23.8	45.3	20.0	3.2	0.5	0.2	0.0	0.0	0.0	0.0	0.0	0.0	100
Percent of PM	0.0	0.7	4.6	28.2	42.7	18.3	4.6	0.8	0.2	0.0	0.0	0.0	0.0	0.0	0.0	100

Standard Deviation:	5.2 MPH	85th Percentile:	28.3 MPH
Mean Speed:	23.0 MPH	15th Percentile:	17.7 MPH
Median Speed:	23.0 MPH	90th Percentile:	29.7 MPH
Modal Speed:	23.5 MPH	95th Percentile:	31.0 MPH

Daily Vehicle Volume Report

Study Date: Thursday, 05/10/2018  
Unit ID: 0192  
Location: SW 21st Avenue, South of SW 21st Street

	Southbound Volume	Northbound Volume	Total Volume	
00:00 - 00:14	0	0	0	0
00:15 - 00:29	1	0	0	1
00:30 - 00:44	1	0	0	1
00:45 - 00:59	1	0	0	1
01:00 - 01:14	1	0	0	1
01:15 - 01:29	0	0	0	0
01:30 - 01:44	0	0	0	0
01:45 - 01:59	0	1	1	1
02:00 - 02:14	0	0	0	0
02:15 - 02:29	0	0	0	0
02:30 - 02:44	0	0	0	0
02:45 - 02:59	0	0	0	0
03:00 - 03:14	1	0	0	1
03:15 - 03:29	3	0	0	3
03:30 - 03:44	0	0	0	0
03:45 - 03:59	0	1	1	1
04:00 - 04:14	0	0	0	0
04:15 - 04:29	0	1	1	1
04:30 - 04:44	1	0	0	1
04:45 - 04:59	1	0	0	1
05:00 - 05:14	1	1	1	2
05:15 - 05:29	1	0	0	1
05:30 - 05:44	3	0	0	3
05:45 - 05:59	3	0	0	3
06:00 - 06:14	0	1	1	1
06:15 - 06:29	1	1	1	2
06:30 - 06:44	2	1	1	3
06:45 - 06:59	7	0	0	7
07:00 - 07:14	4	1	1	5
07:15 - 07:29	9	0	0	9
07:30 - 07:44	12	5	5	17
07:45 - 07:59	18	5	5	23
08:00 - 08:14	17	7	7	24
08:15 - 08:29	22	8	8	30
08:30 - 08:44	17	12	12	29
08:45 - 08:59	22	2	2	24
09:00 - 09:14	10	4	4	14
09:15 - 09:29	11	2	2	13

09:30 - 09:44	12	5	17
09:45 - 09:59	10	5	15
10:00 - 10:14	6	6	12
10:15 - 10:29	6	9	15
10:30 - 10:44	4	2	6
10:45 - 10:59	6	6	12
11:00 - 11:14	9	6	15
11:15 - 11:29	9	3	12
11:30 - 11:44	11	7	18
11:45 - 11:59	4	6	10
12:00 - 12:14	9	7	16
12:15 - 12:29	10	4	14
12:30 - 12:44	10	6	16
12:45 - 12:59	12	11	23
13:00 - 13:14	9	8	17
13:15 - 13:29	17	10	27
13:30 - 13:44	10	14	24
13:45 - 13:59	15	6	21
14:00 - 14:14	9	12	21
14:15 - 14:29	9	12	21
14:30 - 14:44	7	7	14
14:45 - 14:59	10	8	18
15:00 - 15:14	7	12	19
15:15 - 15:29	12	18	30
15:30 - 15:44	9	5	14
15:45 - 15:59	12	6	18
16:00 - 16:14	3	7	10
16:15 - 16:29	7	9	16
16:30 - 16:44	11	8	19
16:45 - 16:59	10	15	25
17:00 - 17:14	12	18	30
17:15 - 17:29	11	10	21
17:30 - 17:44	7	18	25
17:45 - 17:59	20	6	26
18:00 - 18:14	9	11	20
18:15 - 18:29	6	17	23
18:30 - 18:44	7	15	22
18:45 - 18:59	4	8	12
19:00 - 19:14	5	11	16
19:15 - 19:29	6	9	15
19:30 - 19:44	6	6	12
19:45 - 19:59	9	6	15
20:00 - 20:14	7	5	12
20:15 - 20:29	11	7	18

20:30 - 20:44	2	5	7
20:45 - 20:59	5	5	10
21:00 - 21:14	8	3	11
21:15 - 21:29	4	2	6
21:30 - 21:44	1	1	2
21:45 - 21:59	3	0	3
22:00 - 22:14	5	2	7
22:15 - 22:29	4	1	5
22:30 - 22:44	1	3	4
22:45 - 22:59	1	1	2
23:00 - 23:14	2	0	2
23:15 - 23:29	1	1	2
23:30 - 23:44	0	1	1
23:45 - 23:59	1	2	3
Totals	603	467	1070

AM Peak Time 07:55 - 08:54 07:44 - 08:43 07:55 - 08:54

AM Peak

Volume	83	32	112
--------	----	----	-----

PM Peak Time 13:11 - 14:10 16:43 - 17:42 16:52 - 17:51

PM Peak

Volume	53	62	105
--------	----	----	-----







20:30 - 20:44	0	1	0	2	4	0	0	0	0	0	0	0	0	0	0	7	
20:45 - 20:59	0	0	1	2	4	2	1	0	0	0	0	0	0	0	0	10	
21:00 - 21:14	0	0	1	0	6	3	1	0	0	0	0	0	0	0	0	11	
21:15 - 21:29	0	0	0	1	5	0	0	0	0	0	0	0	0	0	0	6	
21:30 - 21:44	0	0	0	0	2	0	0	0	0	0	0	0	0	0	0	2	
21:45 - 21:59	0	0	0	0	3	0	0	0	0	0	0	0	0	0	0	3	
22:00 - 22:14	0	0	0	2	3	1	1	0	0	0	0	0	0	0	0	7	
22:15 - 22:29	0	0	0	1	3	1	0	0	0	0	0	0	0	0	0	5	
22:30 - 22:44	0	0	0	0	4	0	0	0	0	0	0	0	0	0	0	4	
22:45 - 22:59	0	0	0	0	2	0	0	0	0	0	0	0	0	0	0	2	
23:00 - 23:14	0	0	0	0	2	0	0	0	0	0	0	0	0	0	0	2	
23:15 - 23:29	0	0	1	0	1	0	0	0	0	0	0	0	0	0	0	2	
23:30 - 23:44	0	0	0	0	1	0	0	0	0	0	0	0	0	0	0	1	
23:45 - 23:59	0	0	0	0	1	1	1	0	0	0	0	0	0	0	0	3	
Totals	2	19	58	277	550	134	26	3	0	0	0	0	0	1	0	1070	
Percent of Total	0.2	1.8	5.4	25.9	51.4	12.5	2.4	0.3	0.0	0.0	0.0	0.0	0.0	0.0	0.1	0.0	100
Percent of AM	0.3	2.8	5.9	25.6	47.3	13.8	3.9	0.3	0.0	0.0	0.0	0.0	0.0	0.0	0.0	0.0	100
Percent of PM	0.1	1.3	5.2	26.0	53.4	11.9	1.7	0.3	0.0	0.0	0.0	0.0	0.0	0.1	0.0	100	

Standard Deviation:	5.0 MPH	85th Percentile:	26.1 MPH
Mean Speed:	22.3 MPH	15th Percentile:	17.5 MPH
Median Speed:	22.6 MPH	90th Percentile:	28.1 MPH
Modal Speed:	23.5 MPH	95th Percentile:	30.1 MPH

Daily Vehicle Volume Report

Study Date: Wednesday, 05/16/2018  
Unit ID: 0205  
Location: SW 9th Street, West of SW 19th Avenue

	Westbound Volume	Eastbound Volume	Total Volume	
00:00 - 00:14	2	0	0	2
00:15 - 00:29	0	0	0	0
00:30 - 00:44	0	0	0	0
00:45 - 00:59	1	0	0	1
01:00 - 01:14	1	1	1	2
01:15 - 01:29	2	1	1	3
01:30 - 01:44	1	0	0	1
01:45 - 01:59	0	0	0	0
02:00 - 02:14	1	0	0	1
02:15 - 02:29	0	0	0	0
02:30 - 02:44	1	0	0	1
02:45 - 02:59	1	0	0	1
03:00 - 03:14	1	0	0	1
03:15 - 03:29	0	0	0	0
03:30 - 03:44	0	0	0	0
03:45 - 03:59	1	0	0	1
04:00 - 04:14	1	0	0	1
04:15 - 04:29	2	0	0	2
04:30 - 04:44	0	0	0	0
04:45 - 04:59	2	2	2	4
05:00 - 05:14	0	0	0	0
05:15 - 05:29	1	0	0	1
05:30 - 05:44	2	1	1	3
05:45 - 05:59	3	1	1	4
06:00 - 06:14	1	0	0	1
06:15 - 06:29	1	0	0	1
06:30 - 06:44	7	1	1	8
06:45 - 06:59	13	2	2	15
07:00 - 07:14	7	6	6	13
07:15 - 07:29	8	3	3	11
07:30 - 07:44	8	5	5	13
07:45 - 07:59	4	4	4	8
08:00 - 08:14	11	13	13	24
08:15 - 08:29	15	12	12	27
08:30 - 08:44	15	5	5	20
08:45 - 08:59	3	9	9	12
09:00 - 09:14	10	3	3	13
09:15 - 09:29	13	4	4	17

09:30 - 09:44	11	6	17
09:45 - 09:59	12	1	13
10:00 - 10:14	10	5	15
10:15 - 10:29	8	3	11
10:30 - 10:44	15	2	17
10:45 - 10:59	7	2	9
11:00 - 11:14	7	1	8
11:15 - 11:29	15	3	18
11:30 - 11:44	10	5	15
11:45 - 11:59	10	6	16
12:00 - 12:14	13	1	14
12:15 - 12:29	11	5	16
12:30 - 12:44	13	1	14
12:45 - 12:59	10	3	13
13:00 - 13:14	13	3	16
13:15 - 13:29	14	2	16
13:30 - 13:44	13	2	15
13:45 - 13:59	11	10	21
14:00 - 14:14	18	7	25
14:15 - 14:29	8	5	13
14:30 - 14:44	14	4	18
14:45 - 14:59	14	7	21
15:00 - 15:14	9	5	14
15:15 - 15:29	11	11	22
15:30 - 15:44	11	5	16
15:45 - 15:59	10	5	15
16:00 - 16:14	9	4	13
16:15 - 16:29	8	8	16
16:30 - 16:44	9	4	13
16:45 - 16:59	11	12	23
17:00 - 17:14	16	7	23
17:15 - 17:29	9	5	14
17:30 - 17:44	18	6	24
17:45 - 17:59	20	2	22
18:00 - 18:14	19	5	24
18:15 - 18:29	11	9	20
18:30 - 18:44	14	4	18
18:45 - 18:59	22	7	29
19:00 - 19:14	20	5	25
19:15 - 19:29	10	7	17
19:30 - 19:44	14	2	16
19:45 - 19:59	17	1	18
20:00 - 20:14	14	5	19
20:15 - 20:29	22	6	28

20:30 - 20:44	11	5	16
20:45 - 20:59	9	4	13
21:00 - 21:14	5	0	5
21:15 - 21:29	8	1	9
21:30 - 21:44	10	1	11
21:45 - 21:59	10	3	13
22:00 - 22:14	10	2	12
22:15 - 22:29	6	3	9
22:30 - 22:44	8	5	13
22:45 - 22:59	6	3	9
23:00 - 23:14	10	0	10
23:15 - 23:29	12	0	12
23:30 - 23:44	0	1	1
23:45 - 23:59	6	2	8
Totals	811	312	1123

AM Peak Time 09:08 - 10:07 07:58 - 08:57 07:58 - 08:57

AM Peak

Volume	51	40	84
--------	----	----	----

PM Peak Time 18:37 - 19:36 16:07 - 17:06 18:37 - 19:36

PM Peak

Volume	71	32	94
--------	----	----	----





20:30 - 20:44	0	0	1	6	7	1	1	0	0	0	0	0	0	0	0	16
20:45 - 20:59	0	1	1	6	3	2	0	0	0	0	0	0	0	0	0	13
21:00 - 21:14	0	0	0	1	3	1	0	0	0	0	0	0	0	0	0	5
21:15 - 21:29	0	0	0	4	4	1	0	0	0	0	0	0	0	0	0	9
21:30 - 21:44	0	0	3	4	3	1	0	0	0	0	0	0	0	0	0	11
21:45 - 21:59	1	0	2	3	6	1	0	0	0	0	0	0	0	0	0	13
22:00 - 22:14	0	0	1	2	6	2	1	0	0	0	0	0	0	0	0	12
22:15 - 22:29	0	1	0	1	4	3	0	0	0	0	0	0	0	0	0	9
22:30 - 22:44	0	2	1	6	2	2	0	0	0	0	0	0	0	0	0	13
22:45 - 22:59	0	1	1	4	3	0	0	0	0	0	0	0	0	0	0	9
23:00 - 23:14	0	0	1	2	4	2	0	1	0	0	0	0	0	0	0	10
23:15 - 23:29	0	0	1	3	3	4	1	0	0	0	0	0	0	0	0	12
23:30 - 23:44	0	1	0	0	0	0	0	0	0	0	0	0	0	0	0	1
23:45 - 23:59	0	0	0	0	6	2	0	0	0	0	0	0	0	0	0	8
Totals	5	31	107	337	472	140	25	6	0	0	0	0	0	0	0	1123
Percent of Total	0.4	2.8	9.5	30.0	42.0	12.5	2.2	0.5	0.0	0.0	0.0	0.0	0.0	0.0	0.0	100
Percent of AM	0.0	2.0	7.7	29.6	46.2	12.0	2.3	0.3	0.0	0.0	0.0	0.0	0.0	0.0	0.0	100
Percent of PM	0.6	3.1	10.4	30.2	40.2	12.7	2.2	0.6	0.0	0.0	0.0	0.0	0.0	0.0	0.0	100

Standard Deviation:	5.4 MPH	85th Percentile:	26.1 MPH
Mean Speed:	21.5 MPH	15th Percentile:	16.4 MPH
Median Speed:	21.9 MPH	90th Percentile:	28.1 MPH
Modal Speed:	23.5 MPH	95th Percentile:	30.1 MPH



Daily Vehicle Volume Report

Study Date: Tuesday, 05/22/2018  
Unit ID: 0035  
Location: SW 10th Street, West of SW 19th Avenue

	Westbound Volume	Eastbound Volume	Total Volume	
00:00 - 00:14	0	0	0	0
00:15 - 00:29	3	0	0	3
00:30 - 00:44	0	0	0	0
00:45 - 00:59	1	0	0	1
01:00 - 01:14	0	0	0	0
01:15 - 01:29	0	0	0	0
01:30 - 01:44	2	0	0	2
01:45 - 01:59	0	0	0	0
02:00 - 02:14	1	0	0	1
02:15 - 02:29	1	0	0	1
02:30 - 02:44	0	1	1	1
02:45 - 02:59	0	0	0	0
03:00 - 03:14	0	1	1	1
03:15 - 03:29	0	0	0	0
03:30 - 03:44	1	0	0	1
03:45 - 03:59	1	0	0	1
04:00 - 04:14	0	1	1	1
04:15 - 04:29	1	1	1	2
04:30 - 04:44	2	0	0	2
04:45 - 04:59	0	0	0	0
05:00 - 05:14	1	0	0	1
05:15 - 05:29	3	2	2	5
05:30 - 05:44	3	3	3	6
05:45 - 05:59	4	5	5	9
06:00 - 06:14	7	5	5	12
06:15 - 06:29	3	7	7	10
06:30 - 06:44	9	5	5	14
06:45 - 06:59	6	4	4	10
07:00 - 07:14	10	8	8	18
07:15 - 07:29	16	10	10	26
07:30 - 07:44	18	26	26	44
07:45 - 07:59	40	17	17	57
08:00 - 08:14	43	24	24	67
08:15 - 08:29	30	33	33	63
08:30 - 08:44	9	14	14	23
08:45 - 08:59	13	10	10	23
09:00 - 09:14	6	8	8	14
09:15 - 09:29	13	2	2	15

09:30 - 09:44	9	8	17
09:45 - 09:59	10	9	19
10:00 - 10:14	9	6	15
10:15 - 10:29	12	6	18
10:30 - 10:44	7	5	12
10:45 - 10:59	8	5	13
11:00 - 11:14	8	9	17
11:15 - 11:29	7	7	14
11:30 - 11:44	1	8	9
11:45 - 11:59	7	9	16
12:00 - 12:14	7	8	15
12:15 - 12:29	5	7	12
12:30 - 12:44	8	6	14
12:45 - 12:59	10	12	22
13:00 - 13:14	13	6	19
13:15 - 13:29	13	13	26
13:30 - 13:44	16	9	25
13:45 - 13:59	15	17	32
14:00 - 14:14	16	8	24
14:15 - 14:29	15	6	21
14:30 - 14:44	10	12	22
14:45 - 14:59	24	5	29
15:00 - 15:14	21	31	52
15:15 - 15:29	19	25	44
15:30 - 15:44	6	16	22
15:45 - 15:59	19	16	35
16:00 - 16:14	15	9	24
16:15 - 16:29	18	11	29
16:30 - 16:44	10	18	28
16:45 - 16:59	20	13	33
17:00 - 17:14	17	15	32
17:15 - 17:29	9	16	25
17:30 - 17:44	21	22	43
17:45 - 17:59	19	18	37
18:00 - 18:14	20	17	37
18:15 - 18:29	11	12	23
18:30 - 18:44	12	12	24
18:45 - 18:59	16	15	31
19:00 - 19:14	8	11	19
19:15 - 19:29	14	11	25
19:30 - 19:44	8	5	13
19:45 - 19:59	12	7	19
20:00 - 20:14	6	8	14
20:15 - 20:29	8	11	19

20:30 - 20:44	4	10	14
20:45 - 20:59	9	6	15
21:00 - 21:14	3	6	9
21:15 - 21:29	4	2	6
21:30 - 21:44	1	3	4
21:45 - 21:59	4	6	10
22:00 - 22:14	4	6	10
22:15 - 22:29	2	3	5
22:30 - 22:44	2	2	4
22:45 - 22:59	3	1	4
23:00 - 23:14	3	2	5
23:15 - 23:29	2	3	5
23:30 - 23:44	2	0	2
23:45 - 23:59	1	2	3
Totals	830	739	1569

AM Peak Time 07:31 - 08:30 07:35 - 08:34 07:35 - 08:34

AM Peak

Volume	135	104	238
--------	-----	-----	-----

PM Peak Time 14:16 - 15:15 15:00 - 15:59 14:52 - 15:51

PM Peak

Volume	74	88	157
--------	----	----	-----





20:30 - 20:44	0	0	3	6	5	0	0	0	0	0	0	0	0	0	0	14
20:45 - 20:59	0	0	2	8	5	0	0	0	0	0	0	0	0	0	0	15
21:00 - 21:14	0	0	0	3	6	0	0	0	0	0	0	0	0	0	0	9
21:15 - 21:29	0	1	2	2	1	0	0	0	0	0	0	0	0	0	0	6
21:30 - 21:44	0	0	1	2	0	1	0	0	0	0	0	0	0	0	0	4
21:45 - 21:59	0	0	2	2	6	0	0	0	0	0	0	0	0	0	0	10
22:00 - 22:14	0	0	4	3	3	0	0	0	0	0	0	0	0	0	0	10
22:15 - 22:29	0	0	0	2	2	1	0	0	0	0	0	0	0	0	0	5
22:30 - 22:44	0	0	0	3	1	0	0	0	0	0	0	0	0	0	0	4
22:45 - 22:59	0	0	0	2	2	0	0	0	0	0	0	0	0	0	0	4
23:00 - 23:14	0	0	1	1	2	1	0	0	0	0	0	0	0	0	0	5
23:15 - 23:29	0	0	0	2	3	0	0	0	0	0	0	0	0	0	0	5
23:30 - 23:44	0	0	0	1	1	0	0	0	0	0	0	0	0	0	0	2
23:45 - 23:59	0	0	0	0	3	0	0	0	0	0	0	0	0	0	0	3
Totals	10	50	283	706	481	36	3	0	0	0	0	0	0	0	0	1569
Percent of Total	0.6	3.2	18.0	45.0	30.7	2.3	0.2	0.0	0.0	0.0	0.0	0.0	0.0	0.0	0.0	100
Percent of AM	0.9	5.1	23.5	44.3	24.1	1.9	0.2	0.0	0.0	0.0	0.0	0.0	0.0	0.0	0.0	100
Percent of PM	0.5	2.0	14.8	45.4	34.5	2.5	0.2	0.0	0.0	0.0	0.0	0.0	0.0	0.0	0.0	100

Standard Deviation:	4.6 MPH	85th Percentile:	24.0 MPH
Mean Speed:	19.0 MPH	15th Percentile:	14.1 MPH
Median Speed:	19.1 MPH	90th Percentile:	24.8 MPH
Modal Speed:	18.5 MPH	95th Percentile:	25.6 MPH

Daily Vehicle Volume Report

Study Date: Tuesday, 05/22/2018  
Unit ID: 0172  
Location: SW 12th Street, West of SW 19th Avenue

	Westbound Volume	Eastbound Volume	Total Volume	
00:00 - 00:14	0	0	0	0
00:15 - 00:29	0	0	0	0
00:30 - 00:44	0	0	0	0
00:45 - 00:59	1	0	0	1
01:00 - 01:14	1	0	0	1
01:15 - 01:29	0	0	0	0
01:30 - 01:44	0	0	0	0
01:45 - 01:59	0	0	0	0
02:00 - 02:14	0	0	0	0
02:15 - 02:29	0	0	0	0
02:30 - 02:44	0	0	0	0
02:45 - 02:59	0	0	0	0
03:00 - 03:14	0	0	0	0
03:15 - 03:29	0	0	0	0
03:30 - 03:44	0	0	0	0
03:45 - 03:59	0	0	0	0
04:00 - 04:14	1	0	0	1
04:15 - 04:29	0	0	0	0
04:30 - 04:44	0	0	0	0
04:45 - 04:59	0	0	0	0
05:00 - 05:14	1	0	0	1
05:15 - 05:29	0	0	0	0
05:30 - 05:44	0	0	0	0
05:45 - 05:59	3	0	0	3
06:00 - 06:14	1	1	1	2
06:15 - 06:29	2	1	1	3
06:30 - 06:44	1	0	0	1
06:45 - 06:59	5	0	0	5
07:00 - 07:14	4	0	0	4
07:15 - 07:29	0	0	0	0
07:30 - 07:44	9	1	1	10
07:45 - 07:59	6	1	1	7
08:00 - 08:14	8	1	1	9
08:15 - 08:29	5	0	0	5
08:30 - 08:44	8	4	4	12
08:45 - 08:59	6	3	3	9
09:00 - 09:14	4	0	0	4
09:15 - 09:29	2	0	0	2

09:30 - 09:44	4	0	4
09:45 - 09:59	1	0	1
10:00 - 10:14	2	0	2
10:15 - 10:29	4	2	6
10:30 - 10:44	6	1	7
10:45 - 10:59	4	1	5
11:00 - 11:14	5	6	11
11:15 - 11:29	8	5	13
11:30 - 11:44	4	3	7
11:45 - 11:59	7	2	9
12:00 - 12:14	4	5	9
12:15 - 12:29	6	2	8
12:30 - 12:44	7	2	9
12:45 - 12:59	9	3	12
13:00 - 13:14	6	1	7
13:15 - 13:29	6	1	7
13:30 - 13:44	6	0	6
13:45 - 13:59	1	0	1
14:00 - 14:14	4	1	5
14:15 - 14:29	7	0	7
14:30 - 14:44	7	1	8
14:45 - 14:59	11	13	24
15:00 - 15:14	14	20	34
15:15 - 15:29	14	20	34
15:30 - 15:44	7	12	19
15:45 - 15:59	13	10	23
16:00 - 16:14	7	9	16
16:15 - 16:29	12	11	23
16:30 - 16:44	14	11	25
16:45 - 16:59	17	9	26
17:00 - 17:14	8	18	26
17:15 - 17:29	14	12	26
17:30 - 17:44	17	14	31
17:45 - 17:59	21	8	29
18:00 - 18:14	15	8	23
18:15 - 18:29	12	8	20
18:30 - 18:44	6	7	13
18:45 - 18:59	12	9	21
19:00 - 19:14	9	4	13
19:15 - 19:29	8	7	15
19:30 - 19:44	11	2	13
19:45 - 19:59	4	6	10
20:00 - 20:14	4	4	8
20:15 - 20:29	8	5	13



20:30 - 20:44	6	7	13
20:45 - 20:59	4	4	8
21:00 - 21:14	2	2	4
21:15 - 21:29	3	2	5
21:30 - 21:44	3	1	4
21:45 - 21:59	3	4	7
22:00 - 22:14	4	2	6
22:15 - 22:29	1	1	2
22:30 - 22:44	1	4	5
22:45 - 22:59	1	3	4
23:00 - 23:14	3	1	4
23:15 - 23:29	6	0	6
23:30 - 23:44	5	1	6
23:45 - 23:59	3	0	3
Totals	479	307	786

AM Peak Time 07:34 - 08:33 10:39 - 11:38 10:39 - 11:38

AM Peak

Volume	33	16	40
--------	----	----	----

PM Peak Time 17:19 - 18:18 14:53 - 15:52 14:53 - 15:52

PM Peak

Volume	70	68	119
--------	----	----	-----





20:30 - 20:44	0	0	3	3	6	1	0	0	0	0	0	0	0	0	0	13
20:45 - 20:59	0	0	1	3	3	0	1	0	0	0	0	0	0	0	0	8
21:00 - 21:14	0	0	0	4	0	0	0	0	0	0	0	0	0	0	0	4
21:15 - 21:29	0	0	1	2	2	0	0	0	0	0	0	0	0	0	0	5
21:30 - 21:44	0	0	1	2	0	1	0	0	0	0	0	0	0	0	0	4
21:45 - 21:59	0	1	1	3	1	1	0	0	0	0	0	0	0	0	0	7
22:00 - 22:14	0	0	2	2	2	0	0	0	0	0	0	0	0	0	0	6
22:15 - 22:29	0	0	0	0	1	1	0	0	0	0	0	0	0	0	0	2
22:30 - 22:44	0	0	0	1	3	1	0	0	0	0	0	0	0	0	0	5
22:45 - 22:59	0	0	0	1	3	0	0	0	0	0	0	0	0	0	0	4
23:00 - 23:14	0	0	1	2	1	0	0	0	0	0	0	0	0	0	0	4
23:15 - 23:29	0	0	0	2	2	1	1	0	0	0	0	0	0	0	0	6
23:30 - 23:44	0	0	0	2	4	0	0	0	0	0	0	0	0	0	0	6
23:45 - 23:59	0	0	0	1	2	0	0	0	0	0	0	0	0	0	0	3
Totals	4	29	126	330	240	49	8	0	0	0	0	0	0	0	0	786
Percent of Total	0.5	3.7	16.0	42.0	30.5	6.2	1.0	0.0	0.0	0.0	0.0	0.0	0.0	0.0	0.0	100
Percent of AM	0.7	4.1	11.0	40.7	34.5	9.0	0.0	0.0	0.0	0.0	0.0	0.0	0.0	0.0	0.0	100
Percent of PM	0.5	3.6	17.2	42.3	29.6	5.6	1.2	0.0	0.0	0.0	0.0	0.0	0.0	0.0	0.0	100

Standard Deviation:	5.1 MPH	85th Percentile:	24.7 MPH
Mean Speed:	19.6 MPH	15th Percentile:	14.3 MPH
Median Speed:	19.5 MPH	90th Percentile:	25.5 MPH
Modal Speed:	18.5 MPH	95th Percentile:	27.8 MPH

Daily Vehicle Volume Report

Study Date: Tuesday, 05/15/2018  
Unit ID: 0073  
Location: SW 13th Street, West of SW 19th Avenue

	Westbound Volume	Eastbound Volume	Total Volume	
00:00 - 00:14	0	0	0	0
00:15 - 00:29	0	0	0	0
00:30 - 00:44	0	0	0	0
00:45 - 00:59	0	0	0	0
01:00 - 01:14	0	0	0	0
01:15 - 01:29	0	0	0	0
01:30 - 01:44	1	0	0	1
01:45 - 01:59	0	0	0	0
02:00 - 02:14	0	0	0	0
02:15 - 02:29	0	0	0	0
02:30 - 02:44	0	0	0	0
02:45 - 02:59	1	0	0	1
03:00 - 03:14	1	0	0	1
03:15 - 03:29	0	0	0	0
03:30 - 03:44	1	0	0	1
03:45 - 03:59	0	0	0	0
04:00 - 04:14	0	0	0	0
04:15 - 04:29	0	1	1	1
04:30 - 04:44	0	1	1	1
04:45 - 04:59	1	0	0	1
05:00 - 05:14	1	0	0	1
05:15 - 05:29	0	1	1	1
05:30 - 05:44	1	0	0	1
05:45 - 05:59	1	0	0	1
06:00 - 06:14	3	0	0	3
06:15 - 06:29	1	1	1	2
06:30 - 06:44	2	1	1	3
06:45 - 06:59	3	2	2	5
07:00 - 07:14	6	5	5	11
07:15 - 07:29	4	3	3	7
07:30 - 07:44	7	6	6	13
07:45 - 07:59	7	9	9	16
08:00 - 08:14	7	5	5	12
08:15 - 08:29	6	15	15	21
08:30 - 08:44	7	10	10	17
08:45 - 08:59	7	3	3	10
09:00 - 09:14	2	3	3	5
09:15 - 09:29	8	3	3	11

09:30 - 09:44	4	3	7
09:45 - 09:59	1	6	7
10:00 - 10:14	5	1	6
10:15 - 10:29	7	6	13
10:30 - 10:44	3	2	5
10:45 - 10:59	3	4	7
11:00 - 11:14	5	2	7
11:15 - 11:29	7	7	14
11:30 - 11:44	3	3	6
11:45 - 11:59	4	3	7
12:00 - 12:14	7	3	10
12:15 - 12:29	8	3	11
12:30 - 12:44	3	2	5
12:45 - 12:59	3	6	9
13:00 - 13:14	9	2	11
13:15 - 13:29	5	1	6
13:30 - 13:44	11	5	16
13:45 - 13:59	6	3	9
14:00 - 14:14	3	4	7
14:15 - 14:29	2	3	5
14:30 - 14:44	3	4	7
14:45 - 14:59	7	4	11
15:00 - 15:14	10	8	18
15:15 - 15:29	11	8	19
15:30 - 15:44	7	1	8
15:45 - 15:59	6	7	13
16:00 - 16:14	9	3	12
16:15 - 16:29	2	7	9
16:30 - 16:44	6	3	9
16:45 - 16:59	3	2	5
17:00 - 17:14	8	7	15
17:15 - 17:29	10	6	16
17:30 - 17:44	9	4	13
17:45 - 17:59	17	6	23
18:00 - 18:14	13	6	19
18:15 - 18:29	5	5	10
18:30 - 18:44	12	6	18
18:45 - 18:59	6	7	13
19:00 - 19:14	5	2	7
19:15 - 19:29	8	3	11
19:30 - 19:44	4	5	9
19:45 - 19:59	3	5	8
20:00 - 20:14	0	1	1
20:15 - 20:29	2	1	3

20:30 - 20:44	2	2	4
20:45 - 20:59	0	1	1
21:00 - 21:14	0	4	4
21:15 - 21:29	3	1	4
21:30 - 21:44	1	2	3
21:45 - 21:59	5	5	10
22:00 - 22:14	0	2	2
22:15 - 22:29	2	0	2
22:30 - 22:44	5	1	6
22:45 - 22:59	1	1	2
23:00 - 23:14	3	0	3
23:15 - 23:29	0	1	1
23:30 - 23:44	0	1	1
23:45 - 23:59	0	1	1
Totals	365	271	636

AM Peak Time 07:53 - 08:52 07:49 - 08:48 07:49 - 08:48

AM Peak

Volume	30	40	69
--------	----	----	----

PM Peak Time 17:12 - 18:11 17:02 - 18:01 17:05 - 18:04

PM Peak

Volume	50	28	76
--------	----	----	----







20:30 - 20:44	0	0	0	1	2	0	1	0	0	0	0	0	0	0	0	4
20:45 - 20:59	0	0	0	1	0	0	0	0	0	0	0	0	0	0	0	1
21:00 - 21:14	0	0	1	0	0	3	0	0	0	0	0	0	0	0	0	4
21:15 - 21:29	0	0	1	1	2	0	0	0	0	0	0	0	0	0	0	4
21:30 - 21:44	0	0	0	1	2	0	0	0	0	0	0	0	0	0	0	3
21:45 - 21:59	0	0	4	2	2	0	0	1	1	0	0	0	0	0	0	10
22:00 - 22:14	0	0	1	1	0	0	0	0	0	0	0	0	0	0	0	2
22:15 - 22:29	0	0	0	1	1	0	0	0	0	0	0	0	0	0	0	2
22:30 - 22:44	0	0	1	2	0	2	1	0	0	0	0	0	0	0	0	6
22:45 - 22:59	0	0	0	0	1	1	0	0	0	0	0	0	0	0	0	2
23:00 - 23:14	0	0	1	1	1	0	0	0	0	0	0	0	0	0	0	3
23:15 - 23:29	0	0	0	0	1	0	0	0	0	0	0	0	0	0	0	1
23:30 - 23:44	0	0	0	1	0	0	0	0	0	0	0	0	0	0	0	1
23:45 - 23:59	0	0	0	1	0	0	0	0	0	0	0	0	0	0	0	1
Totals	3	27	55	110	191	161	74	13	1	1	0	0	0	0	0	636
Percent of Total	0.5	4.2	8.6	17.3	30.0	25.3	11.6	2.0	0.2	0.2	0.0	0.0	0.0	0.0	0.0	100
Percent of AM	0.4	3.5	8.8	20.8	30.1	24.8	9.7	1.3	0.0	0.4	0.0	0.0	0.0	0.0	0.0	100
Percent of PM	0.5	4.6	8.5	15.4	30.0	25.6	12.7	2.4	0.2	0.0	0.0	0.0	0.0	0.0	0.0	100

Standard Deviation:	7.1 MPH	85th Percentile:	30.8 MPH
Mean Speed:	23.8 MPH	15th Percentile:	16.5 MPH
Median Speed:	24.2 MPH	90th Percentile:	32.7 MPH
Modal Speed:	23.5 MPH	95th Percentile:	34.8 MPH

Daily Vehicle Volume Report

Study Date: Tuesday, 05/15/2018  
Unit ID: 0161  
Location: SW 14th Terrace, West of SW 19th Avenue

	Westbound Volume	Eastbound Volume	Total Volume	
00:00 - 00:14	0	0	0	0
00:15 - 00:29	1	0	0	1
00:30 - 00:44	0	0	0	0
00:45 - 00:59	0	0	0	0
01:00 - 01:14	1	1	1	2
01:15 - 01:29	0	0	0	0
01:30 - 01:44	0	0	0	0
01:45 - 01:59	0	0	0	0
02:00 - 02:14	0	0	0	0
02:15 - 02:29	1	0	0	1
02:30 - 02:44	0	0	0	0
02:45 - 02:59	0	0	0	0
03:00 - 03:14	0	0	0	0
03:15 - 03:29	0	0	0	0
03:30 - 03:44	0	0	0	0
03:45 - 03:59	0	0	0	0
04:00 - 04:14	0	0	0	0
04:15 - 04:29	1	0	0	1
04:30 - 04:44	0	0	0	0
04:45 - 04:59	0	1	1	1
05:00 - 05:14	0	0	0	0
05:15 - 05:29	0	0	0	0
05:30 - 05:44	0	0	0	0
05:45 - 05:59	0	0	0	0
06:00 - 06:14	0	2	2	2
06:15 - 06:29	2	4	4	6
06:30 - 06:44	5	5	5	10
06:45 - 06:59	3	2	2	5
07:00 - 07:14	2	5	5	7
07:15 - 07:29	2	7	7	9
07:30 - 07:44	1	20	20	21
07:45 - 07:59	5	14	14	19
08:00 - 08:14	6	13	13	19
08:15 - 08:29	5	18	18	23
08:30 - 08:44	4	13	13	17
08:45 - 08:59	5	6	6	11
09:00 - 09:14	4	6	6	10
09:15 - 09:29	2	4	4	6

09:30 - 09:44	5	5	10
09:45 - 09:59	4	5	9
10:00 - 10:14	4	5	9
10:15 - 10:29	6	4	10
10:30 - 10:44	8	5	13
10:45 - 10:59	7	5	12
11:00 - 11:14	3	3	6
11:15 - 11:29	3	2	5
11:30 - 11:44	4	2	6
11:45 - 11:59	3	3	6
12:00 - 12:14	3	4	7
12:15 - 12:29	3	4	7
12:30 - 12:44	1	0	1
12:45 - 12:59	1	6	7
13:00 - 13:14	8	4	12
13:15 - 13:29	4	3	7
13:30 - 13:44	5	0	5
13:45 - 13:59	8	9	17
14:00 - 14:14	3	6	9
14:15 - 14:29	4	4	8
14:30 - 14:44	2	9	11
14:45 - 14:59	6	6	12
15:00 - 15:14	11	10	21
15:15 - 15:29	7	7	14
15:30 - 15:44	8	7	15
15:45 - 15:59	8	6	14
16:00 - 16:14	9	4	13
16:15 - 16:29	17	8	25
16:30 - 16:44	10	6	16
16:45 - 16:59	6	3	9
17:00 - 17:14	9	8	17
17:15 - 17:29	10	4	14
17:30 - 17:44	14	10	24
17:45 - 17:59	8	11	19
18:00 - 18:14	5	2	7
18:15 - 18:29	4	6	10
18:30 - 18:44	8	16	24
18:45 - 18:59	11	8	19
19:00 - 19:14	5	8	13
19:15 - 19:29	3	6	9
19:30 - 19:44	6	2	8
19:45 - 19:59	6	1	7
20:00 - 20:14	2	3	5
20:15 - 20:29	2	2	4

20:30 - 20:44	3	3	6
20:45 - 20:59	2	2	4
21:00 - 21:14	0	1	1
21:15 - 21:29	1	3	4
21:30 - 21:44	2	0	2
21:45 - 21:59	1	2	3
22:00 - 22:14	2	3	5
22:15 - 22:29	2	4	6
22:30 - 22:44	4	2	6
22:45 - 22:59	4	1	5
23:00 - 23:14	1	0	1
23:15 - 23:29	1	2	3
23:30 - 23:44	2	0	2
23:45 - 23:59	1	0	1
Totals	340	376	716

AM Peak Time 09:50 - 10:49 07:31 - 08:30 07:35 - 08:34

AM Peak

Volume	26	66	85
--------	----	----	----

PM Peak Time 15:52 - 16:51 18:19 - 19:18 16:59 - 17:58

PM Peak

Volume	46	39	74
--------	----	----	----





20:30 - 20:44	0	0	0	1	2	2	1	0	0	0	0	0	0	0	0	6
20:45 - 20:59	0	0	0	1	2	0	1	0	0	0	0	0	0	0	0	4
21:00 - 21:14	0	0	0	0	0	1	0	0	0	0	0	0	0	0	0	1
21:15 - 21:29	0	0	0	2	2	0	0	0	0	0	0	0	0	0	0	4
21:30 - 21:44	0	0	1	0	1	0	0	0	0	0	0	0	0	0	0	2
21:45 - 21:59	0	0	1	1	1	0	0	0	0	0	0	0	0	0	0	3
22:00 - 22:14	0	0	0	3	0	2	0	0	0	0	0	0	0	0	0	5
22:15 - 22:29	0	0	0	3	2	1	0	0	0	0	0	0	0	0	0	6
22:30 - 22:44	0	0	0	2	4	0	0	0	0	0	0	0	0	0	0	6
22:45 - 22:59	0	0	2	3	0	0	0	0	0	0	0	0	0	0	0	5
23:00 - 23:14	0	0	0	0	0	1	0	0	0	0	0	0	0	0	0	1
23:15 - 23:29	0	0	0	0	1	1	1	0	0	0	0	0	0	0	0	3
23:30 - 23:44	0	0	0	0	1	0	1	0	0	0	0	0	0	0	0	2
23:45 - 23:59	0	0	0	0	1	0	0	0	0	0	0	0	0	0	0	1
Totals	3	20	45	131	258	195	55	8	1	0	0	0	0	0	0	716
Percent of Total	0.4	2.8	6.3	18.3	36.0	27.2	7.7	1.1	0.1	0.0	0.0	0.0	0.0	0.0	0.0	100
Percent of AM	0.8	3.5	5.8	18.7	33.1	26.5	9.7	1.9	0.0	0.0	0.0	0.0	0.0	0.0	0.0	100
Percent of PM	0.2	2.4	6.5	18.1	37.7	27.7	6.5	0.7	0.2	0.0	0.0	0.0	0.0	0.0	0.0	100

Standard Deviation:	6.2 MPH	85th Percentile:	29.9 MPH
Mean Speed:	23.8 MPH	15th Percentile:	17.5 MPH
Median Speed:	24.1 MPH	90th Percentile:	30.8 MPH
Modal Speed:	23.5 MPH	95th Percentile:	33.5 MPH



Daily Vehicle Volume Report

Study Date: Tuesday, 05/15/2018  
Unit ID: 0061  
Location: SW 16th Street, West of SW 19th Avenue

	Westbound Volume	Eastbound Volume	Total Volume	
00:00 - 00:14	4	4	8	
00:15 - 00:29	3	3	6	
00:30 - 00:44	4	5	9	
00:45 - 00:59	3	2	5	
01:00 - 01:14	4	5	9	
01:15 - 01:29	3	1	4	
01:30 - 01:44	1	2	3	
01:45 - 01:59	1	4	5	
02:00 - 02:14	3	0	3	
02:15 - 02:29	2	0	2	
02:30 - 02:44	1	0	1	
02:45 - 02:59	2	0	2	
03:00 - 03:14	2	3	5	
03:15 - 03:29	2	1	3	
03:30 - 03:44	0	1	1	
03:45 - 03:59	0	2	2	
04:00 - 04:14	1	0	1	
04:15 - 04:29	3	0	3	
04:30 - 04:44	2	1	3	
04:45 - 04:59	2	1	3	
05:00 - 05:14	3	4	7	
05:15 - 05:29	4	6	10	
05:30 - 05:44	6	5	11	
05:45 - 05:59	5	5	10	
06:00 - 06:14	8	13	21	
06:15 - 06:29	12	12	24	
06:30 - 06:44	16	21	37	
06:45 - 06:59	32	30	62	
07:00 - 07:14	37	67	104	
07:15 - 07:29	23	51	74	
07:30 - 07:44	35	91	126	
07:45 - 07:59	40	96	136	
08:00 - 08:14	60	86	146	
08:15 - 08:29	57	97	154	
08:30 - 08:44	57	101	158	
08:45 - 08:59	58	80	138	
09:00 - 09:14	42	56	98	
09:15 - 09:29	39	75	114	

09:30 - 09:44	30	61	91
09:45 - 09:59	35	53	88
10:00 - 10:14	35	51	86
10:15 - 10:29	41	35	76
10:30 - 10:44	42	42	84
10:45 - 10:59	30	52	82
11:00 - 11:14	27	50	77
11:15 - 11:29	35	44	79
11:30 - 11:44	34	35	69
11:45 - 11:59	22	44	66
12:00 - 12:14	34	36	70
12:15 - 12:29	30	40	70
12:30 - 12:44	43	33	76
12:45 - 12:59	40	45	85
13:00 - 13:14	40	31	71
13:15 - 13:29	51	38	89
13:30 - 13:44	43	51	94
13:45 - 13:59	42	64	106
14:00 - 14:14	42	55	97
14:15 - 14:29	41	36	77
14:30 - 14:44	41	66	107
14:45 - 14:59	67	65	132
15:00 - 15:14	66	60	126
15:15 - 15:29	76	64	140
15:30 - 15:44	82	37	119
15:45 - 15:59	77	53	130
16:00 - 16:14	77	52	129
16:15 - 16:29	87	54	141
16:30 - 16:44	83	64	147
16:45 - 16:59	77	59	136
17:00 - 17:14	78	60	138
17:15 - 17:29	106	65	171
17:30 - 17:44	86	66	152
17:45 - 17:59	79	67	146
18:00 - 18:14	99	86	185
18:15 - 18:29	76	47	123
18:30 - 18:44	56	72	128
18:45 - 18:59	51	68	119
19:00 - 19:14	52	53	105
19:15 - 19:29	39	44	83
19:30 - 19:44	44	32	76
19:45 - 19:59	33	36	69
20:00 - 20:14	27	30	57
20:15 - 20:29	21	18	39

20:30 - 20:44	15	30	45
20:45 - 20:59	29	23	52
21:00 - 21:14	17	17	34
21:15 - 21:29	11	28	39
21:30 - 21:44	18	16	34
21:45 - 21:59	10	26	36
22:00 - 22:14	9	17	26
22:15 - 22:29	11	10	21
22:30 - 22:44	11	14	25
22:45 - 22:59	6	12	18
23:00 - 23:14	12	12	24
23:15 - 23:29	5	7	12
23:30 - 23:44	5	7	12
23:45 - 23:59	6	3	9
Totals	3059	3367	6426

AM Peak Time 07:57 - 08:56 07:48 - 08:47 07:53 - 08:52

AM Peak

Volume	236	394	621
--------	-----	-----	-----

PM Peak Time 17:16 - 18:15 17:16 - 18:15 17:16 - 18:15

PM Peak

Volume	372	286	658
--------	-----	-----	-----





20:30 - 20:44	0	0	1	6	20	15	3	0	0	0	0	0	0	0	0	45
20:45 - 20:59	0	1	2	14	18	15	1	1	0	0	0	0	0	0	0	52
21:00 - 21:14	0	1	0	5	16	9	2	1	0	0	0	0	0	0	0	34
21:15 - 21:29	0	0	0	2	19	16	1	1	0	0	0	0	0	0	0	39
21:30 - 21:44	0	0	2	2	14	14	2	0	0	0	0	0	0	0	0	34
21:45 - 21:59	0	0	1	1	24	7	2	1	0	0	0	0	0	0	0	36
22:00 - 22:14	0	0	1	0	18	6	1	0	0	0	0	0	0	0	0	26
22:15 - 22:29	0	0	1	3	10	4	2	1	0	0	0	0	0	0	0	21
22:30 - 22:44	0	0	0	2	12	4	5	2	0	0	0	0	0	0	0	25
22:45 - 22:59	0	0	0	0	12	5	1	0	0	0	0	0	0	0	0	18
23:00 - 23:14	0	0	1	3	9	9	2	0	0	0	0	0	0	0	0	24
23:15 - 23:29	0	0	0	1	7	3	1	0	0	0	0	0	0	0	0	12
23:30 - 23:44	0	0	0	1	7	3	0	0	1	0	0	0	0	0	0	12
23:45 - 23:59	0	0	0	1	5	1	2	0	0	0	0	0	0	0	0	9
Totals	6	26	120	628	2876	2202	486	54	11	3	2	2	2	1	6	6425
Percent of Total	0.1	0.4	1.9	9.8	44.8	34.3	7.6	0.8	0.2	0.0	0.0	0.0	0.0	0.0	0.1	100
Percent of AM	0.2	0.5	2.3	10.2	44.1	33.5	8.2	0.7	0.2	0.0	0.0	0.0	0.0	0.0	0.1	100
Percent of PM	0.0	0.4	1.6	9.5	45.2	34.7	7.2	0.9	0.2	0.1	0.0	0.0	0.0	0.0	0.1	100

Standard Deviation:	5.3 MPH	85th Percentile:	30.1 MPH
Mean Speed:	25.5 MPH	15th Percentile:	21.3 MPH
Median Speed:	25.2 MPH	90th Percentile:	30.8 MPH
Modal Speed:	23.5 MPH	95th Percentile:	33.5 MPH

**SPEED**

SW 16th Terrace Bet. SW 21st Ave &amp; SW 19th Ave

Day: Tuesday

Date: 3/7/2017

City: Miami

Project #: FL17\_3102\_116

Location: 164

**Summary**

Time	< 15	15 - 19	20 - 24	25 - 29	30 - 34	35 - 39	40 - 44	45 - 49	50 - 54	55 - 59	60 - 64	65 - 69	70 +	Total
00:00 AM	2	0	0	1	0	0	0	0	0	0	0	0	0	3
01:00	1	1	1	0	0	0	0	0	0	0	0	0	0	3
02:00	0	0	0	0	0	0	0	0	0	0	0	0	0	0
03:00	0	0	2	0	0	0	0	0	0	0	0	0	0	2
04:00	0	1	0	0	0	0	0	0	0	0	0	0	0	1
05:00	2	1	1	1	0	0	0	0	0	0	0	0	0	5
06:00	5	0	9	2	1	0	0	0	0	0	0	0	0	17
07:00	8	12	15	7	1	2	0	0	0	0	0	0	0	45
08:00	15	17	16	17	7	0	0	0	0	0	0	0	0	72
09:00	6	8	10	5	1	0	0	0	0	0	0	0	0	30
10:00	9	9	5	6	0	0	0	0	0	0	0	0	0	29
11:00	6	5	4	2	0	0	0	0	0	0	0	0	0	17
12:00 PM	5	5	10	5	1	0	0	0	0	0	0	0	0	26
13:00	4	15	10	2	1	0	0	0	0	0	0	0	0	32
14:00	7	9	5	6	1	0	0	0	0	0	0	0	0	28
15:00	2	17	20	10	3	0	0	0	0	0	0	0	0	52
16:00	11	16	18	7	5	1	0	0	0	0	0	0	0	58
17:00	9	20	16	7	0	0	0	0	0	0	0	0	0	52
18:00	7	16	17	8	5	1	0	0	0	0	0	0	0	54
19:00	13	10	8	3	0	0	0	0	0	0	0	0	0	34
20:00	4	7	5	3	0	0	0	0	0	0	0	0	0	19
21:00	5	3	4	1	1	0	0	0	0	0	0	0	0	14
22:00	3	2	1	0	0	0	0	0	0	0	0	0	0	6
23:00	1	3	2	1	0	0	0	0	0	0	0	0	0	7
<b>Totals</b>	<b>125</b>	<b>177</b>	<b>179</b>	<b>94</b>	<b>27</b>	<b>4</b>								<b>606</b>
% of Totals	21%	29%	30%	16%	4%	1%								100%

AM Volumes	54	54	63	41	10	2	0	0	0	0	0	0	0	224
% AM	9%	9%	10%	7%	2%	0%								37%
AM Peak Hour	08:00	08:00	08:00	08:00	08:00	07:00								08:00
Volume	15	17	16	17	7	2								72
PM Volumes	71	123	116	53	17	2	0	0	0	0	0	0	0	382
% PM	12%	20%	19%	9%	3%	0%								63%
PM Peak Hour	19:00	17:00	15:00	15:00	16:00	16:00								16:00
Volume	13	20	20	10	5	1								58
<b>Directional Peak Periods</b>			<b>AM 7-9</b>			<b>NOON 12-2</b>			<b>PM 4-6</b>			<b>Off Peak Volumes</b>		
<b>All Speeds</b>	Volume		%		Volume		%	Volume		%	Volume		%	
	117	↔	19%		58	↔	10%	110	↔	18%	321	↔	53%	

Direction	Percentiles					
	15th	50th	Average	85th	95th	ADT
	13.1	20.0	19.5	26.0	29.8	606
Summary	Pace					
	10mph Pace	# in Pace	% in Pace	Number of Vehicles >= 55 MPH	% of Vehicles >= 55 MPH	
	16 - 25 mph	373	61.55%	0	0.00%	

# VOLUME

SW 16th Terrace Bet. SW 21st Ave & SW 19th Ave

Day: Tuesday  
Date: 3/7/2017

City: Miami  
Project #: FL17\_3102\_116

DAILY TOTALS					NB	SB	EB	WB	Total
					0	0	288	318	606

AM Period	NB	SB	EB	WB	TOTAL	PM Period	NB	SB	EB	WB	TOTAL				
00:00	0	0	0	1	1	12:00	0	0	4	3	7				
00:15	0	0	0	1	1	12:15	0	0	2	1	3				
00:30	0	0	0	0	0	12:30	0	0	4	5	9				
00:45	0	0	1	1	0	2	12:45	0	0	4	14	3	12	7	26
01:00	0	0	0	1	1	13:00	0	0	4	4	8				
01:15	0	0	1	0	1	13:15	0	0	3	4	7				
01:30	0	0	0	0	0	13:30	0	0	0	3	3				
01:45	0	0	0	1	1	2	13:45	0	0	8	15	6	17	14	32
02:00	0	0	0	0	0	14:00	0	0	1	3	4				
02:15	0	0	0	0	0	14:15	0	0	2	3	5				
02:30	0	0	0	0	0	14:30	0	0	4	4	8				
02:45	0	0	0	0	0	14:45	0	0	4	11	7	17	11	28	
03:00	0	0	0	1	1	15:00	0	0	7	5	12				
03:15	0	0	0	0	0	15:15	0	0	8	6	14				
03:30	0	0	1	0	1	15:30	0	0	3	8	11				
03:45	0	0	0	1	0	1	15:45	0	0	4	22	11	30	15	52
04:00	0	0	0	0	0	16:00	0	0	4	10	14				
04:15	0	0	0	1	1	16:15	0	0	3	12	15				
04:30	0	0	0	0	0	16:30	0	0	4	12	16				
04:45	0	0	0	0	1	1	16:45	0	0	2	13	11	45	13	58
05:00	0	0	1	1	2	17:00	0	0	4	6	10				
05:15	0	0	1	0	1	17:15	0	0	5	10	15				
05:30	0	0	0	0	0	17:30	0	0	2	9	11				
05:45	0	0	1	3	1	2	17:45	0	0	5	16	11	36	16	52
06:00	0	0	2	1	3	18:00	0	0	3	4	7				
06:15	0	0	1	4	5	18:15	0	0	10	12	22				
06:30	0	0	4	0	4	18:30	0	0	6	8	14				
06:45	0	0	5	12	0	5	18:45	0	0	5	24	6	30	11	54
07:00	0	0	3	1	4	19:00	0	0	6	6	12				
07:15	0	0	10	5	15	19:15	0	0	2	4	6				
07:30	0	0	12	1	13	19:30	0	0	5	4	9				
07:45	0	0	8	33	5	12	19:45	0	0	3	16	4	18	7	34
08:00	0	0	13	7	20	20:00	0	0	1	2	3				
08:15	0	0	15	1	16	20:15	0	0	2	4	6				
08:30	0	0	12	12	24	20:30	0	0	3	3	6				
08:45	0	0	10	50	2	22	12	72	2	8	2	11	4	19	
09:00	0	0	4	4	8	21:00	0	0	1	4	5				
09:15	0	0	4	3	7	21:15	0	0	0	1	1				
09:30	0	0	2	5	7	21:30	0	0	5	2	7				
09:45	0	0	4	14	4	16	8	30	1	7	0	7	1	14	
10:00	0	0	5	5	10	22:00	0	0	0	2	2				
10:15	0	0	4	3	7	22:15	0	0	1	1	2				
10:30	0	0	2	4	6	22:30	0	0	0	1	1				
10:45	0	0	2	13	4	16	6	29	0	1	1	5	1	6	
11:00	0	0	3	1	4	23:00	0	0	3	0	3				
11:15	0	0	2	1	3	23:15	0	0	0	2	2				
11:30	0	0	2	4	6	23:30	0	0	0	2	2				
11:45	0	0	3	10	1	7	4	17	0	3	0	4	7		
<b>TOTALS</b>			138	86	224	<b>TOTALS</b>			150	232	382				
<b>SPLIT %</b>			61.6%	38.4%	37.0%	<b>SPLIT %</b>			39.3%	60.7%	63.0%				

DAILY TOTALS					NB	SB	EB	WB	Total
					0	0	288	318	606

AM Peak Hour	08:00	07:45	07:45	PM Peak Hour	18:15	15:45	15:45				
AM Pk Volume	50	25	73	PM Pk Volume	27	45	60				
Pk Hr Factor	0.833	0.521	0.760	Pk Hr Factor	0.675	0.938	0.938				
7 - 9 Volume	0	0	83	34	117	4 - 6 Volume	0	0	29	81	110
7 - 9 Peak Hour	08:00	07:45	07:45	4 - 6 Peak Hour	17:00	16:00	16:00				
7 - 9 Pk Volume	0	0	50	25	73	4 - 6 Pk Volume	0	0	16	45	58
Pk Hr Factor	0.000	0.000	0.833	0.521	0.760	Pk Hr Factor	0.000	0.000	0.800	0.938	0.906



Daily Vehicle Volume Report

Study Date: Thursday, 05/10/2018  
Unit ID: 0159  
Location: SW 17th Terrace, West of SW 19th Avenue

	Westbound Volume	Eastbound Volume	Total Volume	
00:00 - 00:14	0	0	0	0
00:15 - 00:29	1	0	0	1
00:30 - 00:44	0	0	0	0
00:45 - 00:59	0	0	0	0
01:00 - 01:14	0	0	0	0
01:15 - 01:29	1	0	0	1
01:30 - 01:44	0	0	0	0
01:45 - 01:59	0	0	0	0
02:00 - 02:14	0	0	0	0
02:15 - 02:29	0	0	0	0
02:30 - 02:44	0	0	0	0
02:45 - 02:59	0	0	0	0
03:00 - 03:14	0	0	0	0
03:15 - 03:29	0	0	0	0
03:30 - 03:44	0	0	0	0
03:45 - 03:59	0	0	0	0
04:00 - 04:14	0	0	0	0
04:15 - 04:29	0	0	0	0
04:30 - 04:44	0	0	0	0
04:45 - 04:59	0	0	0	0
05:00 - 05:14	0	0	0	0
05:15 - 05:29	0	0	0	0
05:30 - 05:44	0	1	1	1
05:45 - 05:59	0	0	0	0
06:00 - 06:14	0	0	0	0
06:15 - 06:29	1	0	0	1
06:30 - 06:44	0	1	1	1
06:45 - 06:59	1	0	0	1
07:00 - 07:14	4	1	1	5
07:15 - 07:29	1	5	5	6
07:30 - 07:44	5	3	3	8
07:45 - 07:59	2	4	4	6
08:00 - 08:14	2	10	10	12
08:15 - 08:29	5	17	17	22
08:30 - 08:44	1	3	3	4
08:45 - 08:59	0	2	2	2
09:00 - 09:14	1	2	2	3
09:15 - 09:29	1	0	0	1

09:30 - 09:44	1	0	1
09:45 - 09:59	1	0	1
10:00 - 10:14	0	2	2
10:15 - 10:29	2	0	2
10:30 - 10:44	0	2	2
10:45 - 10:59	1	2	3
11:00 - 11:14	0	1	1
11:15 - 11:29	1	1	2
11:30 - 11:44	2	0	2
11:45 - 11:59	2	1	3
12:00 - 12:14	1	2	3
12:15 - 12:29	0	1	1
12:30 - 12:44	2	0	2
12:45 - 12:59	1	1	2
13:00 - 13:14	2	0	2
13:15 - 13:29	1	1	2
13:30 - 13:44	0	1	1
13:45 - 13:59	2	0	2
14:00 - 14:14	0	2	2
14:15 - 14:29	0	0	0
14:30 - 14:44	1	1	2
14:45 - 14:59	4	7	11
15:00 - 15:14	6	15	21
15:15 - 15:29	1	10	11
15:30 - 15:44	3	4	7
15:45 - 15:59	7	0	7
16:00 - 16:14	3	0	3
16:15 - 16:29	1	5	6
16:30 - 16:44	2	2	4
16:45 - 16:59	0	0	0
17:00 - 17:14	6	0	6
17:15 - 17:29	2	1	3
17:30 - 17:44	1	2	3
17:45 - 17:59	7	4	11
18:00 - 18:14	4	0	4
18:15 - 18:29	1	3	4
18:30 - 18:44	2	0	2
18:45 - 18:59	0	1	1
19:00 - 19:14	1	2	3
19:15 - 19:29	0	0	0
19:30 - 19:44	1	0	1
19:45 - 19:59	2	2	4
20:00 - 20:14	0	1	1
20:15 - 20:29	4	5	9

20:30 - 20:44	2	1	3
20:45 - 20:59	2	2	4
21:00 - 21:14	3	2	5
21:15 - 21:29	0	1	1
21:30 - 21:44	1	2	3
21:45 - 21:59	1	0	1
22:00 - 22:14	1	0	1
22:15 - 22:29	1	0	1
22:30 - 22:44	1	0	1
22:45 - 22:59	1	0	1
23:00 - 23:14	1	0	1
23:15 - 23:29	0	0	0
23:30 - 23:44	0	0	0
23:45 - 23:59	0	0	0
Totals	118	139	257

AM Peak Time 07:26 - 08:25 07:28 - 08:27 07:28 - 08:27

AM Peak

Volume	14	36	49
--------	----	----	----

PM Peak Time 15:05 - 16:04 14:36 - 15:35 14:36 - 15:35

PM Peak

Volume	19	37	51
--------	----	----	----





20:30 - 20:44	0	0	0	0	3	0	0	0	0	0	0	0	0	0	0	3
20:45 - 20:59	0	0	0	0	0	4	0	0	0	0	0	0	0	0	0	4
21:00 - 21:14	0	0	0	2	1	2	0	0	0	0	0	0	0	0	0	5
21:15 - 21:29	0	0	0	0	1	0	0	0	0	0	0	0	0	0	0	1
21:30 - 21:44	0	0	1	0	2	0	0	0	0	0	0	0	0	0	0	3
21:45 - 21:59	0	0	0	0	0	1	0	0	0	0	0	0	0	0	0	1
22:00 - 22:14	0	0	0	0	1	0	0	0	0	0	0	0	0	0	0	1
22:15 - 22:29	0	0	0	1	0	0	0	0	0	0	0	0	0	0	0	1
22:30 - 22:44	0	0	0	0	1	0	0	0	0	0	0	0	0	0	0	1
22:45 - 22:59	0	0	0	0	1	0	0	0	0	0	0	0	0	0	0	1
23:00 - 23:14	0	0	0	1	0	0	0	0	0	0	0	0	0	0	0	1
23:15 - 23:29	0	0	0	0	0	0	0	0	0	0	0	0	0	0	0	0
23:30 - 23:44	0	0	0	0	0	0	0	0	0	0	0	0	0	0	0	0
23:45 - 23:59	0	0	0	0	0	0	0	0	0	0	0	0	0	0	0	0
Totals	1	17	23	68	93	41	14	0	0	0	0	0	0	0	0	257
Percent of Total	0.4	6.6	8.9	26.5	36.2	16.0	5.4	0.0	0.0	0.0	0.0	0.0	0.0	0.0	0.0	100
Percent of AM	0.0	7.4	10.6	36.2	34.0	10.6	1.1	0.0	0.0	0.0	0.0	0.0	0.0	0.0	0.0	100
Percent of PM	0.6	6.1	8.0	20.9	37.4	19.0	8.0	0.0	0.0	0.0	0.0	0.0	0.0	0.0	0.0	100

Standard Deviation:	6.3 MPH	85th Percentile:	27.9 MPH
Mean Speed:	21.5 MPH	15th Percentile:	15.4 MPH
Median Speed:	22.0 MPH	90th Percentile:	29.5 MPH
Modal Speed:	23.5 MPH	95th Percentile:	31.2 MPH

Daily Vehicle Volume Report

Study Date: Thursday, 05/10/2018  
Unit ID: 0172  
Location: SW 18th Street, West of SW 19th Avenue

	Westbound Volume	Eastbound Volume	Total Volume	
00:00 - 00:14	0	0	0	0
00:15 - 00:29	0	0	0	0
00:30 - 00:44	0	0	0	0
00:45 - 00:59	0	0	0	0
01:00 - 01:14	1	0	0	1
01:15 - 01:29	0	0	0	0
01:30 - 01:44	1	0	0	1
01:45 - 01:59	0	0	0	0
02:00 - 02:14	0	0	0	0
02:15 - 02:29	0	0	0	0
02:30 - 02:44	0	0	0	0
02:45 - 02:59	0	0	0	0
03:00 - 03:14	0	0	0	0
03:15 - 03:29	0	0	0	0
03:30 - 03:44	0	0	0	0
03:45 - 03:59	0	0	0	0
04:00 - 04:14	0	0	0	0
04:15 - 04:29	0	0	0	0
04:30 - 04:44	0	0	0	0
04:45 - 04:59	0	0	0	0
05:00 - 05:14	0	0	0	0
05:15 - 05:29	0	0	0	0
05:30 - 05:44	0	0	0	0
05:45 - 05:59	0	0	0	0
06:00 - 06:14	1	1	1	2
06:15 - 06:29	0	0	0	0
06:30 - 06:44	1	0	0	1
06:45 - 06:59	1	1	1	2
07:00 - 07:14	1	7	7	8
07:15 - 07:29	3	7	7	10
07:30 - 07:44	1	19	19	20
07:45 - 07:59	4	17	17	21
08:00 - 08:14	0	33	33	33
08:15 - 08:29	8	31	31	39
08:30 - 08:44	6	15	15	21
08:45 - 08:59	3	3	3	6
09:00 - 09:14	1	4	4	5
09:15 - 09:29	1	2	2	3

09:30 - 09:44	4	2	6
09:45 - 09:59	1	2	3
10:00 - 10:14	2	2	4
10:15 - 10:29	0	1	1
10:30 - 10:44	4	3	7
10:45 - 10:59	2	5	7
11:00 - 11:14	2	0	2
11:15 - 11:29	0	2	2
11:30 - 11:44	1	4	5
11:45 - 11:59	2	1	3
12:00 - 12:14	5	2	7
12:15 - 12:29	0	0	0
12:30 - 12:44	1	4	5
12:45 - 12:59	1	4	5
13:00 - 13:14	0	1	1
13:15 - 13:29	3	3	6
13:30 - 13:44	2	2	4
13:45 - 13:59	1	3	4
14:00 - 14:14	2	3	5
14:15 - 14:29	1	2	3
14:30 - 14:44	3	6	9
14:45 - 14:59	6	6	12
15:00 - 15:14	15	28	43
15:15 - 15:29	10	22	32
15:30 - 15:44	6	6	12
15:45 - 15:59	6	5	11
16:00 - 16:14	5	2	7
16:15 - 16:29	4	1	5
16:30 - 16:44	7	1	8
16:45 - 16:59	3	4	7
17:00 - 17:14	4	1	5
17:15 - 17:29	4	2	6
17:30 - 17:44	3	4	7
17:45 - 17:59	4	1	5
18:00 - 18:14	3	4	7
18:15 - 18:29	3	6	9
18:30 - 18:44	5	8	13
18:45 - 18:59	4	0	4
19:00 - 19:14	1	3	4
19:15 - 19:29	2	1	3
19:30 - 19:44	3	1	4
19:45 - 19:59	0	1	1
20:00 - 20:14	0	4	4
20:15 - 20:29	2	1	3



20:30 - 20:44	1	1	2
20:45 - 20:59	1	3	4
21:00 - 21:14	0	1	1
21:15 - 21:29	1	3	4
21:30 - 21:44	2	1	3
21:45 - 21:59	0	0	0
22:00 - 22:14	1	0	1
22:15 - 22:29	1	1	2
22:30 - 22:44	1	0	1
22:45 - 22:59	0	0	0
23:00 - 23:14	0	0	0
23:15 - 23:29	4	0	4
23:30 - 23:44	0	0	0
23:45 - 23:59	0	0	0
Totals	182	314	496

AM Peak Time 07:38 - 08:37 07:33 - 08:32 07:33 - 08:32

AM Peak

Volume	18	104	118
--------	----	-----	-----

PM Peak Time 14:54 - 15:53 14:31 - 15:30 14:43 - 15:42

PM Peak

Volume	41	63	100
--------	----	----	-----





20:30 - 20:44	0	0	0	1	1	0	0	0	0	0	0	0	0	0	0	2
20:45 - 20:59	0	0	1	2	1	0	0	0	0	0	0	0	0	0	0	4
21:00 - 21:14	0	0	0	1	0	0	0	0	0	0	0	0	0	0	0	1
21:15 - 21:29	0	0	0	2	1	1	0	0	0	0	0	0	0	0	0	4
21:30 - 21:44	0	0	0	3	0	0	0	0	0	0	0	0	0	0	0	3
21:45 - 21:59	0	0	0	0	0	0	0	0	0	0	0	0	0	0	0	0
22:00 - 22:14	0	0	0	1	0	0	0	0	0	0	0	0	0	0	0	1
22:15 - 22:29	0	0	0	0	2	0	0	0	0	0	0	0	0	0	0	2
22:30 - 22:44	0	1	0	0	0	0	0	0	0	0	0	0	0	0	0	1
22:45 - 22:59	0	0	0	0	0	0	0	0	0	0	0	0	0	0	0	0
23:00 - 23:14	0	0	0	0	0	0	0	0	0	0	0	0	0	0	0	0
23:15 - 23:29	0	0	0	1	3	0	0	0	0	0	0	0	0	0	0	4
23:30 - 23:44	0	0	0	0	0	0	0	0	0	0	0	0	0	0	0	0
23:45 - 23:59	0	0	0	0	0	0	0	0	0	0	0	0	0	0	0	0
Totals	2	23	68	176	175	49	3	0	0	0	0	0	0	0	0	496
Percent of Total	0.4	4.6	13.7	35.5	35.3	9.9	0.6	0.0	0.0	0.0	0.0	0.0	0.0	0.0	0.0	100
Percent of AM	0.5	5.6	17.4	35.7	33.3	7.5	0.0	0.0	0.0	0.0	0.0	0.0	0.0	0.0	0.0	100
Percent of PM	0.4	3.9	11.0	35.3	36.7	11.7	1.1	0.0	0.0	0.0	0.0	0.0	0.0	0.0	0.0	100

Standard Deviation:	5.3 MPH	85th Percentile:	25.3 MPH
Mean Speed:	20.1 MPH	15th Percentile:	14.6 MPH
Median Speed:	20.4 MPH	90th Percentile:	26.2 MPH
Modal Speed:	18.5 MPH	95th Percentile:	28.7 MPH

Daily Vehicle Volume Report

Study Date: Tuesday, 05/22/2018  
Unit ID: 0150  
Location: SW 19th Street, West of SW 19th Avenue

	Westbound Volume	Eastbound Volume	Total Volume	
00:00 - 00:14	1	0	0	1
00:15 - 00:29	0	3	3	3
00:30 - 00:44	0	1	1	1
00:45 - 00:59	0	0	0	0
01:00 - 01:14	1	0	0	1
01:15 - 01:29	1	1	1	2
01:30 - 01:44	0	0	0	0
01:45 - 01:59	0	1	1	1
02:00 - 02:14	0	0	0	0
02:15 - 02:29	1	0	0	1
02:30 - 02:44	0	1	1	1
02:45 - 02:59	1	0	0	1
03:00 - 03:14	1	0	0	1
03:15 - 03:29	0	0	0	0
03:30 - 03:44	0	1	1	1
03:45 - 03:59	1	1	1	2
04:00 - 04:14	0	0	0	0
04:15 - 04:29	0	0	0	0
04:30 - 04:44	1	0	0	1
04:45 - 04:59	1	0	0	1
05:00 - 05:14	1	1	1	2
05:15 - 05:29	1	1	1	2
05:30 - 05:44	2	2	2	4
05:45 - 05:59	2	0	0	2
06:00 - 06:14	5	5	5	10
06:15 - 06:29	7	1	1	8
06:30 - 06:44	8	0	0	8
06:45 - 06:59	8	0	0	8
07:00 - 07:14	13	1	1	14
07:15 - 07:29	25	0	0	25
07:30 - 07:44	18	1	1	19
07:45 - 07:59	35	0	0	35
08:00 - 08:14	46	0	0	46
08:15 - 08:29	48	1	1	49
08:30 - 08:44	29	4	4	33
08:45 - 08:59	17	11	11	28
09:00 - 09:14	17	10	10	27
09:15 - 09:29	15	11	11	26

09:30 - 09:44	18	12	30
09:45 - 09:59	8	12	20
10:00 - 10:14	0	0	0
10:15 - 10:29	4	4	8
10:30 - 10:44	15	15	30
10:45 - 10:59	10	7	17
11:00 - 11:14	12	4	16
11:15 - 11:29	10	13	23
11:30 - 11:44	9	8	17
11:45 - 11:59	12	14	26
12:00 - 12:14	11	8	19
12:15 - 12:29	13	9	22
12:30 - 12:44	12	2	14
12:45 - 12:59	17	4	21
13:00 - 13:14	16	8	24
13:15 - 13:29	14	5	19
13:30 - 13:44	12	5	17
13:45 - 13:59	13	4	17
14:00 - 14:14	21	2	23
14:15 - 14:29	6	0	6
14:30 - 14:44	11	1	12
14:45 - 14:59	8	2	10
15:00 - 15:14	12	2	14
15:15 - 15:29	33	7	40
15:30 - 15:44	20	11	31
15:45 - 15:59	33	13	46
16:00 - 16:14	24	14	38
16:15 - 16:29	27	13	40
16:30 - 16:44	30	15	45
16:45 - 16:59	16	5	21
17:00 - 17:14	0	0	0
17:15 - 17:29	0	0	0
17:30 - 17:44	0	0	0
17:45 - 17:59	0	0	0
18:00 - 18:14	0	0	0
18:15 - 18:29	0	0	0
18:30 - 18:44	0	0	0
18:45 - 18:59	0	0	0
19:00 - 19:14	0	0	0
19:15 - 19:29	0	0	0
19:30 - 19:44	0	0	0
19:45 - 19:59	0	0	0
20:00 - 20:14	0	0	0
20:15 - 20:29	0	0	0

20:30 - 20:44	0	0	0
20:45 - 20:59	0	0	0
21:00 - 21:14	0	0	0
21:15 - 21:29	6	7	13
21:30 - 21:44	4	2	6
21:45 - 21:59	6	6	12
22:00 - 22:14	7	4	11
22:15 - 22:29	1	3	4
22:30 - 22:44	4	2	6
22:45 - 22:59	7	3	10
23:00 - 23:14	2	2	4
23:15 - 23:29	2	3	5
23:30 - 23:44	2	1	3
23:45 - 23:59	2	3	5
Totals	796	313	1109

AM Peak Time 07:40 - 08:39 08:57 - 09:56 07:45 - 08:44

AM Peak

Volume	158	50	163
--------	-----	----	-----

PM Peak Time 15:43 - 16:42 15:51 - 16:50 15:45 - 16:44

PM Peak

Volume	115	57	169
--------	-----	----	-----







20:30 - 20:44	0	0	0	0	0	0	0	0	0	0	0	0	0	0	0	0
20:45 - 20:59	0	0	0	0	0	0	0	0	0	0	0	0	0	0	0	0
21:00 - 21:14	0	0	0	0	0	0	0	0	0	0	0	0	0	0	0	0
21:15 - 21:29	1	0	0	7	4	0	1	0	0	0	0	0	0	0	0	13
21:30 - 21:44	0	0	0	3	1	2	0	0	0	0	0	0	0	0	0	6
21:45 - 21:59	0	0	0	1	6	3	1	1	0	0	0	0	0	0	0	12
22:00 - 22:14	0	0	1	0	9	1	0	0	0	0	0	0	0	0	0	11
22:15 - 22:29	0	0	0	1	2	1	0	0	0	0	0	0	0	0	0	4
22:30 - 22:44	0	0	1	1	2	2	0	0	0	0	0	0	0	0	0	6
22:45 - 22:59	0	2	0	4	2	2	0	0	0	0	0	0	0	0	0	10
23:00 - 23:14	0	0	0	0	4	0	0	0	0	0	0	0	0	0	0	4
23:15 - 23:29	0	0	0	1	2	2	0	0	0	0	0	0	0	0	0	5
23:30 - 23:44	0	0	0	1	1	1	0	0	0	0	0	0	0	0	0	3
23:45 - 23:59	0	0	1	2	1	1	0	0	0	0	0	0	0	0	0	5
Totals	15	110	259	353	276	87	7	1	0	0	0	0	0	0	1	1109
Percent of Total	1.4	9.9	23.4	31.8	24.9	7.8	0.6	0.1	0.0	0.0	0.0	0.0	0.0	0.0	0.1	100
Percent of AM	0.9	13.6	29.6	32.7	19.2	3.8	0.2	0.0	0.0	0.0	0.0	0.0	0.0	0.0	0.0	100
Percent of PM	1.8	6.3	17.2	31.0	30.5	11.8	1.1	0.2	0.0	0.0	0.0	0.0	0.0	0.0	0.2	100

Standard Deviation:	6.4 MPH	85th Percentile:	24.7 MPH
Mean Speed:	18.3 MPH	15th Percentile:	11.8 MPH
Median Speed:	18.4 MPH	90th Percentile:	25.7 MPH
Modal Speed:	18.5 MPH	95th Percentile:	28.3 MPH

Daily Vehicle Volume Report

Study Date: Wednesday, 05/10/2018  
Unit ID: 0177  
Location: SW 20th Street, West of SW 19th Avenue

	Westbound Volume	Eastbound Volume	Total Volume	
00:00 - 00:14	1	1	1	2
00:15 - 00:29	0	1	1	1
00:30 - 00:44	1	0	0	1
00:45 - 00:59	0	0	0	0
01:00 - 01:14	0	0	0	0
01:15 - 01:29	0	0	0	0
01:30 - 01:44	0	1	1	1
01:45 - 01:59	0	0	0	0
02:00 - 02:14	0	0	0	0
02:15 - 02:29	0	0	0	0
02:30 - 02:44	0	0	0	0
02:45 - 02:59	0	0	0	0
03:00 - 03:14	0	0	0	0
03:15 - 03:29	0	0	0	0
03:30 - 03:44	0	0	0	0
03:45 - 03:59	0	0	0	0
04:00 - 04:14	0	0	0	0
04:15 - 04:29	0	0	0	0
04:30 - 04:44	0	0	0	0
04:45 - 04:59	0	0	0	0
05:00 - 05:14	0	0	0	0
05:15 - 05:29	2	0	0	2
05:30 - 05:44	1	0	0	1
05:45 - 05:59	0	0	0	0
06:00 - 06:14	1	1	1	2
06:15 - 06:29	2	1	1	3
06:30 - 06:44	2	1	1	3
06:45 - 06:59	0	1	1	1
07:00 - 07:14	1	4	4	5
07:15 - 07:29	1	4	4	5
07:30 - 07:44	4	10	10	14
07:45 - 07:59	5	9	9	14
08:00 - 08:14	9	17	17	26
08:15 - 08:29	11	6	6	17
08:30 - 08:44	2	6	6	8
08:45 - 08:59	2	5	5	7
09:00 - 09:14	4	2	2	6
09:15 - 09:29	3	3	3	6

09:30 - 09:44	2	2	4
09:45 - 09:59	1	2	3
10:00 - 10:14	2	4	6
10:15 - 10:29	2	3	5
10:30 - 10:44	2	3	5
10:45 - 10:59	3	3	6
11:00 - 11:14	3	3	6
11:15 - 11:29	1	1	2
11:30 - 11:44	0	2	2
11:45 - 11:59	2	2	4
12:00 - 12:14	3	5	8
12:15 - 12:29	1	2	3
12:30 - 12:44	2	4	6
12:45 - 12:59	1	2	3
13:00 - 13:14	1	2	3
13:15 - 13:29	3	7	10
13:30 - 13:44	1	5	6
13:45 - 13:59	8	6	14
14:00 - 14:14	0	1	1
14:15 - 14:29	2	4	6
14:30 - 14:44	4	4	8
14:45 - 14:59	6	2	8
15:00 - 15:14	12	10	22
15:15 - 15:29	6	3	9
15:30 - 15:44	0	4	4
15:45 - 15:59	2	4	6
16:00 - 16:14	5	8	13
16:15 - 16:29	4	4	8
16:30 - 16:44	2	10	12
16:45 - 16:59	4	5	9
17:00 - 17:14	4	8	12
17:15 - 17:29	2	1	3
17:30 - 17:44	2	7	9
17:45 - 17:59	7	6	13
18:00 - 18:14	6	4	10
18:15 - 18:29	2	3	5
18:30 - 18:44	1	2	3
18:45 - 18:59	0	0	0
19:00 - 19:14	1	2	3
19:15 - 19:29	1	3	4
19:30 - 19:44	0	3	3
19:45 - 19:59	0	3	3
20:00 - 20:14	2	3	5
20:15 - 20:29	0	1	1

20:30 - 20:44	0	1	1
20:45 - 20:59	1	2	3
21:00 - 21:14	1	4	5
21:15 - 21:29	1	3	4
21:30 - 21:44	2	1	3
21:45 - 21:59	1	0	1
22:00 - 22:14	0	0	0
22:15 - 22:29	0	0	0
22:30 - 22:44	0	0	0
22:45 - 22:59	0	0	0
23:00 - 23:14	0	0	0
23:15 - 23:29	0	0	0
23:30 - 23:44	0	1	1
23:45 - 23:59	0	0	0
Totals	171	248	419

AM Peak Time 07:24 - 08:23 07:21 - 08:20 07:24 - 08:23

AM Peak

Volume	29	45	74
--------	----	----	----

PM Peak Time 14:25 - 15:24 15:59 - 16:58 14:19 - 15:18

PM Peak

Volume	28	28	48
--------	----	----	----





20:30 - 20:44	0	0	0	0	0	1	0	0	0	0	0	0	0	0	0	1
20:45 - 20:59	0	0	0	0	0	2	1	0	0	0	0	0	0	0	0	3
21:00 - 21:14	0	0	1	0	0	2	2	0	0	0	0	0	0	0	0	5
21:15 - 21:29	0	0	0	0	1	3	0	0	0	0	0	0	0	0	0	4
21:30 - 21:44	0	0	0	2	0	0	1	0	0	0	0	0	0	0	0	3
21:45 - 21:59	0	0	0	0	1	0	0	0	0	0	0	0	0	0	0	1
22:00 - 22:14	0	0	0	0	0	0	0	0	0	0	0	0	0	0	0	0
22:15 - 22:29	0	0	0	0	0	0	0	0	0	0	0	0	0	0	0	0
22:30 - 22:44	0	0	0	0	0	0	0	0	0	0	0	0	0	0	0	0
22:45 - 22:59	0	0	0	0	0	0	0	0	0	0	0	0	0	0	0	0
23:00 - 23:14	0	0	0	0	0	0	0	0	0	0	0	0	0	0	0	0
23:15 - 23:29	0	0	0	0	0	0	0	0	0	0	0	0	0	0	0	0
23:30 - 23:44	0	0	0	0	0	0	0	1	0	0	0	0	0	0	0	1
23:45 - 23:59	0	0	0	0	0	0	0	0	0	0	0	0	0	0	0	0
Totals	3	31	63	85	120	83	30	4	0	0	0	0	0	0	0	419
Percent of Total	0.7	7.4	15.0	20.3	28.6	19.8	7.2	1.0	0.0	0.0	0.0	0.0	0.0	0.0	0.0	100
Percent of AM	0.6	4.8	15.5	25.6	26.8	22.6	3.6	0.6	0.0	0.0	0.0	0.0	0.0	0.0	0.0	100
Percent of PM	0.8	9.2	14.7	16.7	29.9	17.9	9.6	1.2	0.0	0.0	0.0	0.0	0.0	0.0	0.0	100

Standard Deviation:	7.2 MPH	85th Percentile:	29.2 MPH
Mean Speed:	21.6 MPH	15th Percentile:	13.3 MPH
Median Speed:	22.1 MPH	90th Percentile:	30.5 MPH
Modal Speed:	23.5 MPH	95th Percentile:	33.1 MPH



Daily Vehicle Volume Report

Study Date: Wednesday, 05/09/2018  
Unit ID: 0161  
Location: SW 21st Street, West of SW 19th Avenue

	Westbound Volume	Eastbound Volume	Total Volume	
00:00 - 00:14	0	0	0	0
00:15 - 00:29	0	0	0	0
00:30 - 00:44	0	0	0	0
00:45 - 00:59	0	0	0	0
01:00 - 01:14	0	0	0	0
01:15 - 01:29	0	0	0	0
01:30 - 01:44	0	0	0	0
01:45 - 01:59	0	0	0	0
02:00 - 02:14	0	0	0	0
02:15 - 02:29	0	0	0	0
02:30 - 02:44	0	0	0	0
02:45 - 02:59	0	0	0	0
03:00 - 03:14	0	0	0	0
03:15 - 03:29	1	1	2	2
03:30 - 03:44	0	0	0	0
03:45 - 03:59	0	1	1	1
04:00 - 04:14	1	0	1	1
04:15 - 04:29	0	1	1	1
04:30 - 04:44	0	0	0	0
04:45 - 04:59	0	0	0	0
05:00 - 05:14	0	0	0	0
05:15 - 05:29	1	0	1	1
05:30 - 05:44	0	0	0	0
05:45 - 05:59	2	0	2	2
06:00 - 06:14	4	2	6	6
06:15 - 06:29	0	1	1	1
06:30 - 06:44	4	5	9	9
06:45 - 06:59	1	2	3	3
07:00 - 07:14	7	5	12	12
07:15 - 07:29	6	5	11	11
07:30 - 07:44	8	9	17	17
07:45 - 07:59	11	17	28	28
08:00 - 08:14	11	25	36	36
08:15 - 08:29	15	25	40	40
08:30 - 08:44	18	20	38	38
08:45 - 08:59	9	18	27	27
09:00 - 09:14	12	7	19	19
09:15 - 09:29	16	4	20	20

09:30 - 09:44	6	7	13
09:45 - 09:59	5	9	14
10:00 - 10:14	14	6	20
10:15 - 10:29	6	2	8
10:30 - 10:44	2	7	9
10:45 - 10:59	9	11	20
11:00 - 11:14	7	5	12
11:15 - 11:29	5	6	11
11:30 - 11:44	10	4	14
11:45 - 11:59	5	10	15
12:00 - 12:14	6	7	13
12:15 - 12:29	8	7	15
12:30 - 12:44	6	7	13
12:45 - 12:59	9	5	14
13:00 - 13:14	8	3	11
13:15 - 13:29	2	3	5
13:30 - 13:44	11	10	21
13:45 - 13:59	5	11	16
14:00 - 14:14	19	7	26
14:15 - 14:29	12	4	16
14:30 - 14:44	8	4	12
14:45 - 14:59	18	9	27
15:00 - 15:14	23	13	36
15:15 - 15:29	17	6	23
15:30 - 15:44	16	10	26
15:45 - 15:59	27	8	35
16:00 - 16:14	23	4	27
16:15 - 16:29	24	4	28
16:30 - 16:44	27	6	33
16:45 - 16:59	28	8	36
17:00 - 17:14	39	13	52
17:15 - 17:29	45	9	54
17:30 - 17:44	59	2	61
17:45 - 17:59	47	17	64
18:00 - 18:14	40	6	46
18:15 - 18:29	28	14	42
18:30 - 18:44	21	2	23
18:45 - 18:59	13	9	22
19:00 - 19:14	17	7	24
19:15 - 19:29	7	6	13
19:30 - 19:44	2	1	3
19:45 - 19:59	4	4	8
20:00 - 20:14	4	4	8
20:15 - 20:29	4	7	11

20:30 - 20:44	6	3	9
20:45 - 20:59	2	4	6
21:00 - 21:14	1	4	5
21:15 - 21:29	2	3	5
21:30 - 21:44	1	4	5
21:45 - 21:59	0	1	1
22:00 - 22:14	0	1	1
22:15 - 22:29	1	0	1
22:30 - 22:44	2	0	2
22:45 - 22:59	0	1	1
23:00 - 23:14	1	2	3
23:15 - 23:29	0	0	0
23:30 - 23:44	2	1	3
23:45 - 23:59	0	0	0
Totals	841	476	1317

AM Peak Time 08:04 - 09:03 07:49 - 08:48 07:50 - 08:49

AM Peak

Volume	57	93	147
--------	----	----	-----

PM Peak Time 16:59 - 17:58 17:02 - 18:01 16:59 - 17:58

PM Peak

Volume	191	43	231
--------	-----	----	-----

Daily Total Speeds (MPH)

Study Date: Wednesday, 05/09/2018  
 Unit ID: 0161  
 Location: SW 21st Street, West of SW 19th Avenue

	1-5	6-10	11-15	16-20	21-25	26-30	31-35	36-40	41-45	46-50	51-55	56-60	61-65	66-70	71-99	Total
00:00 - 00:14	0	0	0	0	0	0	0	0	0	0	0	0	0	0	0	0
00:15 - 00:29	0	0	0	0	0	0	0	0	0	0	0	0	0	0	0	0
00:30 - 00:44	0	0	0	0	0	0	0	0	0	0	0	0	0	0	0	0
00:45 - 00:59	0	0	0	0	0	0	0	0	0	0	0	0	0	0	0	0
01:00 - 01:14	0	0	0	0	0	0	0	0	0	0	0	0	0	0	0	0
01:15 - 01:29	0	0	0	0	0	0	0	0	0	0	0	0	0	0	0	0
01:30 - 01:44	0	0	0	0	0	0	0	0	0	0	0	0	0	0	0	0
01:45 - 01:59	0	0	0	0	0	0	0	0	0	0	0	0	0	0	0	0
02:00 - 02:14	0	0	0	0	0	0	0	0	0	0	0	0	0	0	0	0
02:15 - 02:29	0	0	0	0	0	0	0	0	0	0	0	0	0	0	0	0
02:30 - 02:44	0	0	0	0	0	0	0	0	0	0	0	0	0	0	0	0
02:45 - 02:59	0	0	0	0	0	0	0	0	0	0	0	0	0	0	0	0
03:00 - 03:14	0	0	0	0	0	0	0	0	0	0	0	0	0	0	0	0
03:15 - 03:29	0	0	0	0	0	1	1	0	0	0	0	0	0	0	0	2
03:30 - 03:44	0	0	0	0	0	0	0	0	0	0	0	0	0	0	0	0
03:45 - 03:59	0	0	1	0	0	0	0	0	0	0	0	0	0	0	0	1
04:00 - 04:14	0	0	0	0	0	1	0	0	0	0	0	0	0	0	0	1
04:15 - 04:29	0	0	0	0	1	0	0	0	0	0	0	0	0	0	0	1
04:30 - 04:44	0	0	0	0	0	0	0	0	0	0	0	0	0	0	0	0
04:45 - 04:59	0	0	0	0	0	0	0	0	0	0	0	0	0	0	0	0
05:00 - 05:14	0	0	0	0	0	0	0	0	0	0	0	0	0	0	0	0
05:15 - 05:29	0	0	0	0	1	0	0	0	0	0	0	0	0	0	0	1
05:30 - 05:44	0	0	0	0	0	0	0	0	0	0	0	0	0	0	0	0
05:45 - 05:59	0	0	0	1	0	1	0	0	0	0	0	0	0	0	0	2
06:00 - 06:14	0	0	0	1	4	1	0	0	0	0	0	0	0	0	0	6
06:15 - 06:29	0	0	0	0	0	0	1	0	0	0	0	0	0	0	0	1
06:30 - 06:44	0	1	0	2	2	2	1	1	0	0	0	0	0	0	0	9
06:45 - 06:59	0	0	0	0	0	2	1	0	0	0	0	0	0	0	0	3
07:00 - 07:14	0	0	0	2	3	4	2	1	0	0	0	0	0	0	0	12
07:15 - 07:29	0	0	0	0	1	6	2	2	0	0	0	0	0	0	0	11
07:30 - 07:44	0	0	2	0	2	3	7	2	1	0	0	0	0	0	0	17
07:45 - 07:59	0	0	1	6	6	8	3	4	0	0	0	0	0	0	0	28
08:00 - 08:14	0	0	1	1	7	10	12	5	0	0	0	0	0	0	0	36
08:15 - 08:29	0	0	1	0	9	14	13	3	0	0	0	0	0	0	0	40
08:30 - 08:44	0	2	1	4	3	19	7	2	0	0	0	0	0	0	0	38
08:45 - 08:59	0	0	1	2	2	9	10	3	0	0	0	0	0	0	0	27
09:00 - 09:14	0	1	1	1	5	4	3	4	0	0	0	0	0	0	0	19
09:15 - 09:29	1	1	1	7	3	3	3	0	1	0	0	0	0	0	0	20



20:30 - 20:44	0	0	1	1	4	1	2	0	0	0	0	0	0	0	0	9
20:45 - 20:59	0	0	0	2	2	2	0	0	0	0	0	0	0	0	0	6
21:00 - 21:14	0	0	0	1	1	3	0	0	0	0	0	0	0	0	0	5
21:15 - 21:29	0	0	0	1	2	0	1	1	0	0	0	0	0	0	0	5
21:30 - 21:44	0	0	0	0	1	3	1	0	0	0	0	0	0	0	0	5
21:45 - 21:59	0	0	0	0	0	0	1	0	0	0	0	0	0	0	0	1
22:00 - 22:14	0	0	0	0	0	0	1	0	0	0	0	0	0	0	0	1
22:15 - 22:29	0	0	0	0	0	0	1	0	0	0	0	0	0	0	0	1
22:30 - 22:44	0	0	0	0	0	2	0	0	0	0	0	0	0	0	0	2
22:45 - 22:59	0	0	0	0	1	0	0	0	0	0	0	0	0	0	0	1
23:00 - 23:14	0	0	1	0	1	1	0	0	0	0	0	0	0	0	0	3
23:15 - 23:29	0	0	0	0	0	0	0	0	0	0	0	0	0	0	0	0
23:30 - 23:44	0	0	0	2	0	1	0	0	0	0	0	0	0	0	0	3
23:45 - 23:59	0	0	0	0	0	0	0	0	0	0	0	0	0	0	0	0
Totals	3	15	41	136	298	467	278	68	10	1	0	0	0	0	0	1317
Percent of Total	0.2	1.1	3.1	10.3	22.6	35.5	21.1	5.2	0.8	0.1	0.0	0.0	0.0	0.0	0.0	100
Percent of AM	0.5	2.4	5.4	12.2	20.2	29.7	22.1	7.1	0.5	0.0	0.0	0.0	0.0	0.0	0.0	100
Percent of PM	0.1	0.6	2.1	9.5	23.7	38.1	20.6	4.3	0.9	0.1	0.0	0.0	0.0	0.0	0.0	100

Standard Deviation:	6.5 MPH	85th Percentile:	33.9 MPH
Mean Speed:	27.3 MPH	15th Percentile:	21.0 MPH
Median Speed:	27.8 MPH	90th Percentile:	35.0 MPH
Modal Speed:	28.5 MPH	95th Percentile:	36.9 MPH

Daily Vehicle Volume Report

Study Date: Wednesday, 05/09/2018  
Unit ID: 0163  
Location: SW 21st Terrace, West of SW 19th Avenue

	Westbound Volume	Eastbound Volume	Total Volume	
00:00 - 00:14	0	0	0	0
00:15 - 00:29	0	0	0	0
00:30 - 00:44	1	0	0	1
00:45 - 00:59	0	0	0	0
01:00 - 01:14	0	0	0	0
01:15 - 01:29	0	0	0	0
01:30 - 01:44	0	0	0	0
01:45 - 01:59	0	0	0	0
02:00 - 02:14	0	0	0	0
02:15 - 02:29	0	0	0	0
02:30 - 02:44	0	0	0	0
02:45 - 02:59	0	0	0	0
03:00 - 03:14	0	0	0	0
03:15 - 03:29	0	0	0	0
03:30 - 03:44	0	0	0	0
03:45 - 03:59	0	0	0	0
04:00 - 04:14	1	0	0	1
04:15 - 04:29	0	0	0	0
04:30 - 04:44	0	0	0	0
04:45 - 04:59	0	0	0	0
05:00 - 05:14	0	0	0	0
05:15 - 05:29	1	0	0	1
05:30 - 05:44	0	0	0	0
05:45 - 05:59	0	0	0	0
06:00 - 06:14	1	1	1	2
06:15 - 06:29	1	0	0	1
06:30 - 06:44	0	1	1	1
06:45 - 06:59	1	1	1	2
07:00 - 07:14	3	5	5	8
07:15 - 07:29	4	4	4	8
07:30 - 07:44	2	6	6	8
07:45 - 07:59	5	11	11	16
08:00 - 08:14	5	6	6	11
08:15 - 08:29	7	8	8	15
08:30 - 08:44	12	13	13	25
08:45 - 08:59	4	9	9	13
09:00 - 09:14	4	15	15	19
09:15 - 09:29	5	12	12	17

09:30 - 09:44	8	7	15
09:45 - 09:59	7	5	12
10:00 - 10:14	8	9	17
10:15 - 10:29	6	7	13
10:30 - 10:44	6	4	10
10:45 - 10:59	6	6	12
11:00 - 11:14	10	5	15
11:15 - 11:29	4	5	9
11:30 - 11:44	7	6	13
11:45 - 11:59	7	4	11
12:00 - 12:14	5	9	14
12:15 - 12:29	8	17	25
12:30 - 12:44	5	10	15
12:45 - 12:59	3	10	13
13:00 - 13:14	5	4	9
13:15 - 13:29	6	8	14
13:30 - 13:44	7	4	11
13:45 - 13:59	8	11	19
14:00 - 14:14	8	7	15
14:15 - 14:29	11	10	21
14:30 - 14:44	10	9	19
14:45 - 14:59	8	9	17
15:00 - 15:14	17	15	32
15:15 - 15:29	14	9	23
15:30 - 15:44	12	12	24
15:45 - 15:59	11	4	15
16:00 - 16:14	13	5	18
16:15 - 16:29	15	4	19
16:30 - 16:44	20	9	29
16:45 - 16:59	9	4	13
17:00 - 17:14	17	9	26
17:15 - 17:29	26	8	34
17:30 - 17:44	30	7	37
17:45 - 17:59	27	14	41
18:00 - 18:14	16	13	29
18:15 - 18:29	13	8	21
18:30 - 18:44	11	13	24
18:45 - 18:59	3	12	15
19:00 - 19:14	5	9	14
19:15 - 19:29	7	8	15
19:30 - 19:44	2	10	12
19:45 - 19:59	2	6	8
20:00 - 20:14	4	4	8
20:15 - 20:29	4	3	7



20:30 - 20:44	4	1	5
20:45 - 20:59	2	5	7
21:00 - 21:14	1	2	3
21:15 - 21:29	5	3	8
21:30 - 21:44	2	0	2
21:45 - 21:59	3	2	5
22:00 - 22:14	3	3	6
22:15 - 22:29	1	2	3
22:30 - 22:44	0	2	2
22:45 - 22:59	0	4	4
23:00 - 23:14	1	4	5
23:15 - 23:29	0	0	0
23:30 - 23:44	0	1	1
23:45 - 23:59	1	0	1
Totals	511	473	984

AM Peak Time 09:22 - 10:21 08:29 - 09:28 08:13 - 09:12

AM Peak

Volume	32	49	74
--------	----	----	----

PM Peak Time 17:04 - 18:03 17:38 - 18:37 17:14 - 18:13

PM Peak

Volume	101	50	144
--------	-----	----	-----



09:30 - 09:44	0	0	0	1	4	3	7	0	0	0	0	0	0	0	0	15
09:45 - 09:59	0	0	0	0	3	5	4	0	0	0	0	0	0	0	0	12
10:00 - 10:14	0	0	0	1	3	2	3	5	2	0	1	0	0	0	0	17
10:15 - 10:29	0	0	1	0	4	5	3	0	0	0	0	0	0	0	0	13
10:30 - 10:44	0	0	0	1	0	2	5	1	1	0	0	0	0	0	0	10
10:45 - 10:59	0	0	0	0	2	4	4	1	0	1	0	0	0	0	0	12
11:00 - 11:14	0	0	0	1	2	8	2	2	0	0	0	0	0	0	0	15
11:15 - 11:29	0	1	1	0	2	4	1	0	0	0	0	0	0	0	0	9
11:30 - 11:44	0	0	0	0	2	5	4	2	0	0	0	0	0	0	0	13
11:45 - 11:59	0	1	0	1	3	3	1	2	0	0	0	0	0	0	0	11
12:00 - 12:14	0	0	0	1	1	5	3	3	1	0	0	0	0	0	0	14
12:15 - 12:29	0	1	0	0	4	10	8	2	0	0	0	0	0	0	0	25
12:30 - 12:44	1	0	0	3	5	3	1	2	0	0	0	0	0	0	0	15
12:45 - 12:59	1	0	2	1	2	2	2	2	1	0	0	0	0	0	0	13
13:00 - 13:14	0	0	0	1	2	3	2	0	1	0	0	0	0	0	0	9
13:15 - 13:29	0	0	0	1	3	3	4	3	0	0	0	0	0	0	0	14
13:30 - 13:44	0	0	0	1	2	5	1	1	1	0	0	0	0	0	0	11
13:45 - 13:59	0	0	0	1	2	3	9	4	0	0	0	0	0	0	0	19
14:00 - 14:14	0	0	1	0	1	6	7	0	0	0	0	0	0	0	0	15
14:15 - 14:29	0	0	1	1	4	7	3	3	2	0	0	0	0	0	0	21
14:30 - 14:44	0	0	0	1	2	5	9	2	0	0	0	0	0	0	0	19
14:45 - 14:59	0	0	0	0	2	4	9	2	0	0	0	0	0	0	0	17
15:00 - 15:14	0	0	1	1	9	12	6	2	1	0	0	0	0	0	0	32
15:15 - 15:29	0	0	0	0	1	13	7	1	0	1	0	0	0	0	0	23
15:30 - 15:44	0	0	0	0	4	7	7	4	1	1	0	0	0	0	0	24
15:45 - 15:59	0	0	1	3	5	3	3	0	0	0	0	0	0	0	0	15
16:00 - 16:14	0	0	0	1	4	5	7	1	0	0	0	0	0	0	0	18
16:15 - 16:29	0	0	0	0	4	9	4	1	1	0	0	0	0	0	0	19
16:30 - 16:44	0	0	0	0	6	8	11	3	0	1	0	0	0	0	0	29
16:45 - 16:59	0	0	0	0	1	2	9	0	0	0	1	0	0	0	0	13
17:00 - 17:14	0	0	1	0	3	10	11	1	0	0	0	0	0	0	0	26
17:15 - 17:29	0	0	0	0	14	7	12	1	0	0	0	0	0	0	0	34
17:30 - 17:44	0	1	2	1	8	17	7	1	0	0	0	0	0	0	0	37
17:45 - 17:59	0	0	0	0	12	17	10	2	0	0	0	0	0	0	0	41
18:00 - 18:14	0	0	0	1	7	17	3	1	0	0	0	0	0	0	0	29
18:15 - 18:29	0	0	0	0	10	7	2	1	1	0	0	0	0	0	0	21
18:30 - 18:44	0	0	0	2	2	11	7	2	0	0	0	0	0	0	0	24
18:45 - 18:59	0	0	0	0	2	8	1	4	0	0	0	0	0	0	0	15
19:00 - 19:14	0	1	0	0	2	4	6	1	0	0	0	0	0	0	0	14
19:15 - 19:29	0	0	0	3	1	7	1	2	1	0	0	0	0	0	0	15
19:30 - 19:44	0	0	0	0	4	3	5	0	0	0	0	0	0	0	0	12
19:45 - 19:59	0	0	0	0	1	2	4	1	0	0	0	0	0	0	0	8
20:00 - 20:14	0	0	1	0	2	3	0	2	0	0	0	0	0	0	0	8
20:15 - 20:29	0	0	0	2	0	3	0	1	1	0	0	0	0	0	0	7

20:30 - 20:44	0	0	1	0	0	2	1	1	0	0	0	0	0	0	5
20:45 - 20:59	0	0	2	2	1	0	2	0	0	0	0	0	0	0	7
21:00 - 21:14	0	0	0	0	1	1	1	0	0	0	0	0	0	0	3
21:15 - 21:29	0	0	0	0	6	2	0	0	0	0	0	0	0	0	8
21:30 - 21:44	0	0	0	0	0	2	0	0	0	0	0	0	0	0	2
21:45 - 21:59	0	0	0	1	1	2	0	1	0	0	0	0	0	0	5
22:00 - 22:14	0	0	0	0	2	3	1	0	0	0	0	0	0	0	6
22:15 - 22:29	0	0	0	0	2	0	1	0	0	0	0	0	0	0	3
22:30 - 22:44	0	0	0	0	0	0	1	0	1	0	0	0	0	0	2
22:45 - 22:59	0	0	0	0	1	1	1	1	0	0	0	0	0	0	4
23:00 - 23:14	0	0	0	1	1	3	0	0	0	0	0	0	0	0	5
23:15 - 23:29	0	0	0	0	0	0	0	0	0	0	0	0	0	0	0
23:30 - 23:44	0	0	0	1	0	0	0	0	0	0	0	0	0	0	1
23:45 - 23:59	0	0	0	0	1	0	0	0	0	0	0	0	0	0	1
Totals	2	6	19	43	193	331	269	85	30	4	2	0	0	0	984
Percent of Total	0.2	0.6	1.9	4.4	19.6	33.6	27.3	8.6	3.0	0.4	0.2	0.0	0.0	0.0	100
Percent of AM	0.0	1.1	2.2	4.7	16.3	30.4	29.0	9.4	6.2	0.4	0.4	0.0	0.0	0.0	100
Percent of PM	0.3	0.4	1.8	4.2	20.9	34.9	26.7	8.3	1.8	0.4	0.1	0.0	0.0	0.0	100

Standard Deviation:	6.6 MPH	85th Percentile:	35.5 MPH
Mean Speed:	29.4 MPH	15th Percentile:	23.0 MPH
Median Speed:	29.5 MPH	90th Percentile:	37.3 MPH
Modal Speed:	28.5 MPH	95th Percentile:	40.2 MPH

Daily Vehicle Volume Report

Study Date: Wednesday, 05/16/2018  
Unit ID: 0113  
Location: SW 19th Avenue, South of SW 11th Terrace

	Southbound Volume	Northbound Volume	Total Volume
00:00 - 00:14	3	0	3
00:15 - 00:29	0	0	0
00:30 - 00:44	0	3	3
00:45 - 00:59	0	0	0
01:00 - 01:14	0	1	1
01:15 - 01:29	0	3	3
01:30 - 01:44	0	0	0
01:45 - 01:59	0	1	1
02:00 - 02:14	0	1	1
02:15 - 02:29	1	0	1
02:30 - 02:44	2	0	2
02:45 - 02:59	0	0	0
03:00 - 03:14	0	0	0
03:15 - 03:29	1	0	1
03:30 - 03:44	0	0	0
03:45 - 03:59	0	0	0
04:00 - 04:14	1	0	1
04:15 - 04:29	0	2	2
04:30 - 04:44	0	1	1
04:45 - 04:59	1	2	3
05:00 - 05:14	2	1	3
05:15 - 05:29	0	1	1
05:30 - 05:44	1	1	2
05:45 - 05:59	2	1	3
06:00 - 06:14	4	3	7
06:15 - 06:29	3	3	6
06:30 - 06:44	6	6	12
06:45 - 06:59	6	3	9
07:00 - 07:14	6	18	24
07:15 - 07:29	9	11	20
07:30 - 07:44	12	15	27
07:45 - 07:59	15	16	31
08:00 - 08:14	23	21	44
08:15 - 08:29	23	22	45
08:30 - 08:44	13	30	43
08:45 - 08:59	10	8	18
09:00 - 09:14	4	9	13
09:15 - 09:29	13	13	26

09:30 - 09:44	13	7	20
09:45 - 09:59	9	8	17
10:00 - 10:14	10	17	27
10:15 - 10:29	6	9	15
10:30 - 10:44	8	13	21
10:45 - 10:59	12	13	25
11:00 - 11:14	9	8	17
11:15 - 11:29	12	12	24
11:30 - 11:44	8	9	17
11:45 - 11:59	3	13	16
12:00 - 12:14	6	14	20
12:15 - 12:29	8	7	15
12:30 - 12:44	10	16	26
12:45 - 12:59	11	8	19
13:00 - 13:14	9	6	15
13:15 - 13:29	13	10	23
13:30 - 13:44	12	8	20
13:45 - 13:59	26	13	39
14:00 - 14:14	11	16	27
14:15 - 14:29	15	12	27
14:30 - 14:44	17	15	32
14:45 - 14:59	17	11	28
15:00 - 15:14	24	28	52
15:15 - 15:29	16	28	44
15:30 - 15:44	18	12	30
15:45 - 15:59	14	13	27
16:00 - 16:14	11	24	35
16:15 - 16:29	15	17	32
16:30 - 16:44	16	18	34
16:45 - 16:59	18	21	39
17:00 - 17:14	15	14	29
17:15 - 17:29	29	22	51
17:30 - 17:44	26	20	46
17:45 - 17:59	22	19	41
18:00 - 18:14	17	18	35
18:15 - 18:29	17	14	31
18:30 - 18:44	19	14	33
18:45 - 18:59	11	14	25
19:00 - 19:14	13	7	20
19:15 - 19:29	10	10	20
19:30 - 19:44	18	10	28
19:45 - 19:59	15	9	24
20:00 - 20:14	9	6	15
20:15 - 20:29	8	5	13

20:30 - 20:44	8	10	18
20:45 - 20:59	10	6	16
21:00 - 21:14	6	5	11
21:15 - 21:29	4	5	9
21:30 - 21:44	9	2	11
21:45 - 21:59	4	5	9
22:00 - 22:14	5	2	7
22:15 - 22:29	5	3	8
22:30 - 22:44	3	5	8
22:45 - 22:59	4	5	9
23:00 - 23:14	2	1	3
23:15 - 23:29	1	2	3
23:30 - 23:44	2	0	2
23:45 - 23:59	3	3	6
Totals	833	838	1671

AM Peak Time 07:36 - 08:35 07:42 - 08:41 07:45 - 08:44

AM Peak

Volume	76	89	163
--------	----	----	-----

PM Peak Time 17:03 - 18:02 15:11 - 16:10 17:04 - 18:03

PM Peak

Volume	95	91	176
--------	----	----	-----







20:30 - 20:44	0	0	1	8	8	0	1	0	0	0	0	0	0	0	0	18
20:45 - 20:59	0	0	0	7	5	4	0	0	0	0	0	0	0	0	0	16
21:00 - 21:14	0	1	1	3	2	3	1	0	0	0	0	0	0	0	0	11
21:15 - 21:29	0	1	0	1	6	1	0	0	0	0	0	0	0	0	0	9
21:30 - 21:44	0	0	0	3	6	1	1	0	0	0	0	0	0	0	0	11
21:45 - 21:59	0	1	0	3	3	2	0	0	0	0	0	0	0	0	0	9
22:00 - 22:14	0	0	0	3	4	0	0	0	0	0	0	0	0	0	0	7
22:15 - 22:29	0	0	0	2	6	0	0	0	0	0	0	0	0	0	0	8
22:30 - 22:44	0	1	0	1	5	1	0	0	0	0	0	0	0	0	0	8
22:45 - 22:59	0	0	2	3	2	2	0	0	0	0	0	0	0	0	0	9
23:00 - 23:14	0	0	0	1	1	1	0	0	0	0	0	0	0	0	0	3
23:15 - 23:29	0	1	0	2	0	0	0	0	0	0	0	0	0	0	0	3
23:30 - 23:44	0	0	0	1	1	0	0	0	0	0	0	0	0	0	0	2
23:45 - 23:59	0	1	0	1	3	1	0	0	0	0	0	0	0	0	0	6
Totals	8	47	105	440	746	275	46	4	0	0	0	0	0	0	0	1671
Percent of Total	0.5	2.8	6.3	26.3	44.6	16.5	2.8	0.2	0.0	0.0	0.0	0.0	0.0	0.0	0.0	100
Percent of AM	0.0	1.8	5.0	22.3	46.6	19.8	4.1	0.4	0.0	0.0	0.0	0.0	0.0	0.0	0.0	100
Percent of PM	0.7	3.3	6.9	28.3	43.7	14.8	2.1	0.2	0.0	0.0	0.0	0.0	0.0	0.0	0.0	100

Standard Deviation:	5.4 MPH	85th Percentile:	27.3 MPH
Mean Speed:	22.2 MPH	15th Percentile:	17.0 MPH
Median Speed:	22.6 MPH	90th Percentile:	28.9 MPH
Modal Speed:	23.5 MPH	95th Percentile:	30.4 MPH

Daily Vehicle Volume Report

Study Date: Tuesday, 05/15/2018  
Unit ID: 0156  
Location: SW 19th Avenue, South of SW 16th Street

	Southbound Volume	Northbound Volume	Total Volume
00:00 - 00:14	0	0	0
00:15 - 00:29	1	0	1
00:30 - 00:44	1	1	2
00:45 - 00:59	0	1	1
01:00 - 01:14	0	0	0
01:15 - 01:29	1	0	1
01:30 - 01:44	0	0	0
01:45 - 01:59	1	2	3
02:00 - 02:14	0	0	0
02:15 - 02:29	0	0	0
02:30 - 02:44	0	0	0
02:45 - 02:59	0	0	0
03:00 - 03:14	0	1	1
03:15 - 03:29	0	0	0
03:30 - 03:44	1	0	1
03:45 - 03:59	0	0	0
04:00 - 04:14	0	1	1
04:15 - 04:29	0	3	3
04:30 - 04:44	0	0	0
04:45 - 04:59	0	1	1
05:00 - 05:14	1	1	2
05:15 - 05:29	1	0	1
05:30 - 05:44	0	1	1
05:45 - 05:59	2	0	2
06:00 - 06:14	0	2	2
06:15 - 06:29	5	3	8
06:30 - 06:44	4	3	7
06:45 - 06:59	6	3	9
07:00 - 07:14	12	12	24
07:15 - 07:29	12	8	20
07:30 - 07:44	14	12	26
07:45 - 07:59	18	11	29
08:00 - 08:14	22	18	40
08:15 - 08:29	28	25	53
08:30 - 08:44	18	22	40
08:45 - 08:59	10	9	19
09:00 - 09:14	4	1	5
09:15 - 09:29	5	5	10

09:30 - 09:44	6	8	14
09:45 - 09:59	5	7	12
10:00 - 10:14	9	3	12
10:15 - 10:29	4	10	14
10:30 - 10:44	2	7	9
10:45 - 10:59	10	8	18
11:00 - 11:14	8	2	10
11:15 - 11:29	7	5	12
11:30 - 11:44	7	4	11
11:45 - 11:59	9	5	14
12:00 - 12:14	13	7	20
12:15 - 12:29	9	8	17
12:30 - 12:44	5	5	10
12:45 - 12:59	10	7	17
13:00 - 13:14	2	9	11
13:15 - 13:29	8	8	16
13:30 - 13:44	6	8	14
13:45 - 13:59	9	13	22
14:00 - 14:14	6	7	13
14:15 - 14:29	7	7	14
14:30 - 14:44	7	4	11
14:45 - 14:59	11	10	21
15:00 - 15:14	22	26	48
15:15 - 15:29	16	15	31
15:30 - 15:44	16	9	25
15:45 - 15:59	17	11	28
16:00 - 16:14	13	9	22
16:15 - 16:29	12	11	23
16:30 - 16:44	11	13	24
16:45 - 16:59	11	7	18
17:00 - 17:14	4	13	17
17:15 - 17:29	8	11	19
17:30 - 17:44	15	6	21
17:45 - 17:59	11	7	18
18:00 - 18:14	11	17	28
18:15 - 18:29	10	13	23
18:30 - 18:44	14	14	28
18:45 - 18:59	11	6	17
19:00 - 19:14	4	11	15
19:15 - 19:29	10	8	18
19:30 - 19:44	3	3	6
19:45 - 19:59	8	5	13
20:00 - 20:14	6	4	10
20:15 - 20:29	0	4	4

20:30 - 20:44	2	1	3
20:45 - 20:59	5	1	6
21:00 - 21:14	3	2	5
21:15 - 21:29	2	2	4
21:30 - 21:44	0	1	1
21:45 - 21:59	3	2	5
22:00 - 22:14	1	3	4
22:15 - 22:29	1	1	2
22:30 - 22:44	2	2	4
22:45 - 22:59	1	2	3
23:00 - 23:14	0	1	1
23:15 - 23:29	1	1	2
23:30 - 23:44	0	0	0
23:45 - 23:59	0	0	0
Totals	581	540	1121

AM Peak Time 07:31 - 08:30 07:49 - 08:48 07:49 - 08:48

AM Peak

Volume	87	80	165
--------	----	----	-----

PM Peak Time 14:56 - 15:55 15:05 - 16:04 15:03 - 16:02

PM Peak

Volume	74	64	137
--------	----	----	-----





20:30 - 20:44	0	0	0	2	1	0	0	0	0	0	0	0	0	0	0	3
20:45 - 20:59	0	0	0	1	2	3	0	0	0	0	0	0	0	0	0	6
21:00 - 21:14	0	0	1	2	1	1	0	0	0	0	0	0	0	0	0	5
21:15 - 21:29	0	0	0	2	2	0	0	0	0	0	0	0	0	0	0	4
21:30 - 21:44	0	0	0	0	1	0	0	0	0	0	0	0	0	0	0	1
21:45 - 21:59	0	0	0	0	3	1	1	0	0	0	0	0	0	0	0	5
22:00 - 22:14	0	0	0	1	3	0	0	0	0	0	0	0	0	0	0	4
22:15 - 22:29	0	0	0	0	2	0	0	0	0	0	0	0	0	0	0	2
22:30 - 22:44	0	0	0	0	2	2	0	0	0	0	0	0	0	0	0	4
22:45 - 22:59	0	0	0	0	2	1	0	0	0	0	0	0	0	0	0	3
23:00 - 23:14	0	0	0	0	1	0	0	0	0	0	0	0	0	0	0	1
23:15 - 23:29	0	0	0	1	1	0	0	0	0	0	0	0	0	0	0	2
23:30 - 23:44	0	0	0	0	0	0	0	0	0	0	0	0	0	0	0	0
23:45 - 23:59	0	0	0	0	0	0	0	0	0	0	0	0	0	0	0	0
Totals	4	7	21	164	544	315	59	7	0	0	0	0	0	0	0	1121
Percent of Total	0.4	0.6	1.9	14.6	48.5	28.1	5.3	0.6	0.0	0.0	0.0	0.0	0.0	0.0	0.0	100
Percent of AM	0.5	0.7	3.2	10.7	52.6	27.3	4.1	0.9	0.0	0.0	0.0	0.0	0.0	0.0	0.0	100
Percent of PM	0.3	0.6	1.0	17.2	45.9	28.6	6.0	0.4	0.0	0.0	0.0	0.0	0.0	0.0	0.0	100

Standard Deviation:	4.8 MPH	85th Percentile:	29.4 MPH
Mean Speed:	24.4 MPH	15th Percentile:	20.1 MPH
Median Speed:	24.3 MPH	90th Percentile:	30.3 MPH
Modal Speed:	23.5 MPH	95th Percentile:	31.8 MPH



Daily Vehicle Volume Report

Study Date: Tuesday, 05/22/2018  
Unit ID: 0084  
Location: SW 19th Avenue, South of SW 17th Terrace

	Southbound Volume	Northbound Volume	Total Volume	
00:00 - 00:14	0	0	1	1
00:15 - 00:29	0	0	1	1
00:30 - 00:44	0	0	0	0
00:45 - 00:59	1	0	0	1
01:00 - 01:14	1	0	0	1
01:15 - 01:29	0	0	0	0
01:30 - 01:44	0	0	0	0
01:45 - 01:59	1	0	1	2
02:00 - 02:14	0	0	0	0
02:15 - 02:29	1	0	0	1
02:30 - 02:44	0	0	0	0
02:45 - 02:59	0	0	0	0
03:00 - 03:14	0	0	0	0
03:15 - 03:29	0	0	0	0
03:30 - 03:44	0	0	0	0
03:45 - 03:59	1	0	0	1
04:00 - 04:14	0	0	1	1
04:15 - 04:29	0	0	0	0
04:30 - 04:44	0	0	0	0
04:45 - 04:59	0	0	0	0
05:00 - 05:14	0	0	0	0
05:15 - 05:29	0	0	1	1
05:30 - 05:44	2	0	0	2
05:45 - 05:59	0	0	1	1
06:00 - 06:14	0	0	3	3
06:15 - 06:29	1	0	1	2
06:30 - 06:44	3	0	4	7
06:45 - 06:59	7	0	2	9
07:00 - 07:14	6	0	5	11
07:15 - 07:29	13	0	6	19
07:30 - 07:44	14	0	11	25
07:45 - 07:59	24	0	11	35
08:00 - 08:14	30	0	14	44
08:15 - 08:29	30	0	16	46
08:30 - 08:44	22	0	13	35
08:45 - 08:59	18	0	7	25
09:00 - 09:14	14	0	3	17
09:15 - 09:29	8	0	4	12

09:30 - 09:44	7	3	10
09:45 - 09:59	11	7	18
10:00 - 10:14	6	6	12
10:15 - 10:29	1	17	18
10:30 - 10:44	3	13	16
10:45 - 10:59	6	7	13
11:00 - 11:14	1	4	5
11:15 - 11:29	5	4	9
11:30 - 11:44	5	8	13
11:45 - 11:59	6	6	12
12:00 - 12:14	5	6	11
12:15 - 12:29	7	4	11
12:30 - 12:44	6	3	9
12:45 - 12:59	4	2	6
13:00 - 13:14	12	3	15
13:15 - 13:29	6	9	15
13:30 - 13:44	6	1	7
13:45 - 13:59	6	2	8
14:00 - 14:14	9	14	23
14:15 - 14:29	7	6	13
14:30 - 14:44	11	6	17
14:45 - 14:59	15	6	21
15:00 - 15:14	14	27	41
15:15 - 15:29	19	20	39
15:30 - 15:44	12	7	19
15:45 - 15:59	16	9	25
16:00 - 16:14	8	11	19
16:15 - 16:29	5	9	14
16:30 - 16:44	14	12	26
16:45 - 16:59	5	11	16
17:00 - 17:14	7	4	11
17:15 - 17:29	13	3	16
17:30 - 17:44	10	14	24
17:45 - 17:59	9	6	15
18:00 - 18:14	7	15	22
18:15 - 18:29	9	7	16
18:30 - 18:44	8	8	16
18:45 - 18:59	12	7	19
19:00 - 19:14	8	5	13
19:15 - 19:29	6	3	9
19:30 - 19:44	4	6	10
19:45 - 19:59	8	6	14
20:00 - 20:14	6	8	14
20:15 - 20:29	5	2	7

20:30 - 20:44	10	8	18
20:45 - 20:59	5	4	9
21:00 - 21:14	4	6	10
21:15 - 21:29	6	3	9
21:30 - 21:44	1	2	3
21:45 - 21:59	4	1	5
22:00 - 22:14	1	4	5
22:15 - 22:29	2	2	4
22:30 - 22:44	4	3	7
22:45 - 22:59	1	4	5
23:00 - 23:14	0	0	0
23:15 - 23:29	0	4	4
23:30 - 23:44	0	1	1
23:45 - 23:59	1	2	3
Totals	586	487	1073

AM Peak Time 07:42 - 08:41 07:36 - 08:35 07:42 - 08:41

AM Peak

Volume	111	56	164
--------	-----	----	-----

PM Peak Time 14:55 - 15:54 15:04 - 16:03 15:02 - 16:01

PM Peak

Volume	62	65	125
--------	----	----	-----





20:30 - 20:44	0	0	6	2	5	5	0	0	0	0	0	0	0	0	0	18
20:45 - 20:59	0	0	0	1	2	5	0	0	1	0	0	0	0	0	0	9
21:00 - 21:14	0	0	2	2	5	0	1	0	0	0	0	0	0	0	0	10
21:15 - 21:29	0	0	1	2	4	1	1	0	0	0	0	0	0	0	0	9
21:30 - 21:44	0	0	0	0	2	1	0	0	0	0	0	0	0	0	0	3
21:45 - 21:59	0	0	0	3	1	0	0	1	0	0	0	0	0	0	0	5
22:00 - 22:14	0	0	0	0	4	1	0	0	0	0	0	0	0	0	0	5
22:15 - 22:29	0	0	0	0	2	2	0	0	0	0	0	0	0	0	0	4
22:30 - 22:44	0	0	0	4	2	0	1	0	0	0	0	0	0	0	0	7
22:45 - 22:59	0	0	0	2	1	1	1	0	0	0	0	0	0	0	0	5
23:00 - 23:14	0	0	0	0	0	0	0	0	0	0	0	0	0	0	0	0
23:15 - 23:29	0	0	0	1	2	0	1	0	0	0	0	0	0	0	0	4
23:30 - 23:44	0	0	0	1	0	0	0	0	0	0	0	0	0	0	0	1
23:45 - 23:59	0	0	1	1	0	0	1	0	0	0	0	0	0	0	0	3
Totals	3	8	61	257	421	237	71	11	4	0	0	0	0	0	0	1073
Percent of Total	0.3	0.7	5.7	24.0	39.2	22.1	6.6	1.0	0.4	0.0	0.0	0.0	0.0	0.0	0.0	100
Percent of AM	0.2	1.4	4.9	23.8	42.0	20.3	5.6	1.6	0.2	0.0	0.0	0.0	0.0	0.0	0.0	100
Percent of PM	0.3	0.3	6.2	24.1	37.4	23.3	7.3	0.6	0.5	0.0	0.0	0.0	0.0	0.0	0.0	100

Standard Deviation:	5.7 MPH	85th Percentile:	29.4 MPH
Mean Speed:	23.6 MPH	15th Percentile:	17.7 MPH
Median Speed:	23.5 MPH	90th Percentile:	30.5 MPH
Modal Speed:	23.5 MPH	95th Percentile:	33.2 MPH

Daily Vehicle Volume Report

Study Date: Wednesday, 05/16/2018  
Unit ID: 0177  
Location: SW 9th Street, East of SW 19th Avenue

	Westbound Volume	Eastbound Volume	Total Volume	
00:00 - 00:14	0	0	0	0
00:15 - 00:29	0	0	0	0
00:30 - 00:44	1	0	0	1
00:45 - 00:59	0	0	0	0
01:00 - 01:14	1	1	1	2
01:15 - 01:29	2	0	0	2
01:30 - 01:44	1	0	0	1
01:45 - 01:59	0	0	0	0
02:00 - 02:14	2	0	0	2
02:15 - 02:29	0	0	0	0
02:30 - 02:44	0	0	0	0
02:45 - 02:59	0	0	0	0
03:00 - 03:14	0	0	0	0
03:15 - 03:29	0	0	0	0
03:30 - 03:44	0	0	0	0
03:45 - 03:59	1	0	0	1
04:00 - 04:14	1	0	0	1
04:15 - 04:29	2	0	0	2
04:30 - 04:44	2	2	2	4
04:45 - 04:59	1	1	1	2
05:00 - 05:14	0	0	0	0
05:15 - 05:29	1	0	0	1
05:30 - 05:44	2	0	0	2
05:45 - 05:59	2	1	1	3
06:00 - 06:14	1	1	1	2
06:15 - 06:29	1	1	1	2
06:30 - 06:44	4	5	5	9
06:45 - 06:59	6	2	2	8
07:00 - 07:14	5	4	4	9
07:15 - 07:29	7	8	8	15
07:30 - 07:44	9	10	10	19
07:45 - 07:59	7	9	9	16
08:00 - 08:14	13	6	6	19
08:15 - 08:29	12	13	13	25
08:30 - 08:44	8	5	5	13
08:45 - 08:59	6	8	8	14
09:00 - 09:14	1	1	1	2
09:15 - 09:29	9	10	10	19

09:30 - 09:44	12	3	15
09:45 - 09:59	7	2	9
10:00 - 10:14	11	6	17
10:15 - 10:29	10	6	16
10:30 - 10:44	12	4	16
10:45 - 10:59	11	2	13
11:00 - 11:14	6	4	10
11:15 - 11:29	11	2	13
11:30 - 11:44	9	2	11
11:45 - 11:59	11	8	19
12:00 - 12:14	14	5	19
12:15 - 12:29	9	3	12
12:30 - 12:44	18	1	19
12:45 - 12:59	10	6	16
13:00 - 13:14	10	2	12
13:15 - 13:29	16	4	20
13:30 - 13:44	12	2	14
13:45 - 13:59	7	9	16
14:00 - 14:14	14	6	20
14:15 - 14:29	12	5	17
14:30 - 14:44	12	5	17
14:45 - 14:59	17	5	22
15:00 - 15:14	8	3	11
15:15 - 15:29	12	10	22
15:30 - 15:44	15	7	22
15:45 - 15:59	8	9	17
16:00 - 16:14	9	5	14
16:15 - 16:29	6	6	12
16:30 - 16:44	4	7	11
16:45 - 16:59	10	8	18
17:00 - 17:14	13	15	28
17:15 - 17:29	6	10	16
17:30 - 17:44	8	6	14
17:45 - 17:59	7	9	16
18:00 - 18:14	9	5	14
18:15 - 18:29	5	8	13
18:30 - 18:44	6	7	13
18:45 - 18:59	11	10	21
19:00 - 19:14	5	6	11
19:15 - 19:29	8	4	12
19:30 - 19:44	8	7	15
19:45 - 19:59	9	3	12
20:00 - 20:14	7	5	12
20:15 - 20:29	11	2	13



20:30 - 20:44	16	3	19
20:45 - 20:59	4	6	10
21:00 - 21:14	7	5	12
21:15 - 21:29	9	3	12
21:30 - 21:44	6	1	7
21:45 - 21:59	5	3	8
22:00 - 22:14	6	1	7
22:15 - 22:29	4	3	7
22:30 - 22:44	2	6	8
22:45 - 22:59	6	3	9
23:00 - 23:14	3	3	6
23:15 - 23:29	7	5	12
23:30 - 23:44	2	0	2
23:45 - 23:59	9	3	12
Totals	630	377	1007

AM Peak Time 07:52 - 08:51 07:27 - 08:26 07:29 - 08:28

AM Peak

Volume	44	40	79
--------	----	----	----

PM Peak Time 14:02 - 15:01 16:53 - 17:52 13:52 - 14:51

PM Peak

Volume	57	42	80
--------	----	----	----





20:30 - 20:44	0	0	7	3	5	4	0	0	0	0	0	0	0	0	0	19
20:45 - 20:59	0	3	1	4	1	1	0	0	0	0	0	0	0	0	0	10
21:00 - 21:14	1	1	3	2	1	2	0	2	0	0	0	0	0	0	0	12
21:15 - 21:29	0	2	0	2	7	0	1	0	0	0	0	0	0	0	0	12
21:30 - 21:44	0	0	4	1	2	0	0	0	0	0	0	0	0	0	0	7
21:45 - 21:59	0	0	0	5	2	1	0	0	0	0	0	0	0	0	0	8
22:00 - 22:14	0	1	0	1	4	1	0	0	0	0	0	0	0	0	0	7
22:15 - 22:29	0	1	1	4	0	1	0	0	0	0	0	0	0	0	0	7
22:30 - 22:44	0	0	2	2	4	0	0	0	0	0	0	0	0	0	0	8
22:45 - 22:59	0	1	1	1	4	2	0	0	0	0	0	0	0	0	0	9
23:00 - 23:14	0	2	1	1	2	0	0	0	0	0	0	0	0	0	0	6
23:15 - 23:29	0	2	2	5	1	2	0	0	0	0	0	0	0	0	0	12
23:30 - 23:44	0	0	1	0	1	0	0	0	0	0	0	0	0	0	0	2
23:45 - 23:59	0	1	4	2	3	2	0	0	0	0	0	0	0	0	0	12
Totals	6	56	136	267	335	149	40	12	2	3	1	0	0	0	0	1007
Percent of Total	0.6	5.6	13.5	26.5	33.3	14.8	4.0	1.2	0.2	0.3	0.1	0.0	0.0	0.0	0.0	100
Percent of AM	0.6	4.2	11.3	26.6	33.4	17.0	4.8	1.2	0.6	0.3	0.0	0.0	0.0	0.0	0.0	100
Percent of PM	0.6	6.3	14.6	26.5	33.2	13.7	3.6	1.2	0.0	0.3	0.1	0.0	0.0	0.0	0.0	100

Standard Deviation:	6.8 MPH	85th Percentile:	27.9 MPH
Mean Speed:	21.3 MPH	15th Percentile:	14.3 MPH
Median Speed:	21.6 MPH	90th Percentile:	29.6 MPH
Modal Speed:	23.5 MPH	95th Percentile:	31.9 MPH

Daily Vehicle Volume Report

Study Date: Wednesday, 05/23/2018  
Unit ID: 0208  
Location: SW 10th Street, East of SW 19th Avenue

	Westbound Volume	Eastbound Volume	Total Volume	
00:00 - 00:14	0	0	0	0
00:15 - 00:29	0	0	0	0
00:30 - 00:44	0	0	0	0
00:45 - 00:59	0	0	0	0
01:00 - 01:14	0	0	0	0
01:15 - 01:29	0	0	0	0
01:30 - 01:44	0	0	0	0
01:45 - 01:59	0	0	0	0
02:00 - 02:14	0	0	0	0
02:15 - 02:29	0	0	0	0
02:30 - 02:44	0	0	0	0
02:45 - 02:59	0	0	0	0
03:00 - 03:14	0	0	0	0
03:15 - 03:29	0	0	0	0
03:30 - 03:44	0	0	0	0
03:45 - 03:59	0	0	0	0
04:00 - 04:14	0	0	0	0
04:15 - 04:29	0	0	0	0
04:30 - 04:44	0	0	0	0
04:45 - 04:59	0	0	0	0
05:00 - 05:14	0	0	0	0
05:15 - 05:29	0	0	0	0
05:30 - 05:44	0	0	0	0
05:45 - 05:59	0	0	0	0
06:00 - 06:14	0	0	0	0
06:15 - 06:29	0	0	0	0
06:30 - 06:44	0	0	0	0
06:45 - 06:59	0	0	0	0
07:00 - 07:14	0	0	0	0
07:15 - 07:29	0	0	0	0
07:30 - 07:44	0	0	0	0
07:45 - 07:59	0	0	0	0
08:00 - 08:14	0	0	0	0
08:15 - 08:29	11	8	19	19
08:30 - 08:44	10	4	14	14
08:45 - 08:59	3	2	5	5
09:00 - 09:14	6	2	8	8
09:15 - 09:29	3	0	3	3

09:30 - 09:44	6	1	7
09:45 - 09:59	4	4	8
10:00 - 10:14	6	4	10
10:15 - 10:29	8	3	11
10:30 - 10:44	5	0	5
10:45 - 10:59	3	0	3
11:00 - 11:14	9	1	10
11:15 - 11:29	0	3	3
11:30 - 11:44	4	4	8
11:45 - 11:59	5	1	6
12:00 - 12:14	6	0	6
12:15 - 12:29	5	0	5
12:30 - 12:44	7	1	8
12:45 - 12:59	7	3	10
13:00 - 13:14	9	4	13
13:15 - 13:29	6	0	6
13:30 - 13:44	6	2	8
13:45 - 13:59	17	6	23
14:00 - 14:14	12	13	25
14:15 - 14:29	11	10	21
14:30 - 14:44	5	0	5
14:45 - 14:59	6	7	13
15:00 - 15:14	7	5	12
15:15 - 15:29	10	9	19
15:30 - 15:44	12	5	17
15:45 - 15:59	10	2	12
16:00 - 16:14	14	6	20
16:15 - 16:29	7	5	12
16:30 - 16:44	14	4	18
16:45 - 16:59	20	4	24
17:00 - 17:14	8	8	16
17:15 - 17:29	17	2	19
17:30 - 17:44	19	10	29
17:45 - 17:59	9	8	17
18:00 - 18:14	12	11	23
18:15 - 18:29	6	10	16
18:30 - 18:44	12	4	16
18:45 - 18:59	12	6	18
19:00 - 19:14	11	6	17
19:15 - 19:29	9	2	11
19:30 - 19:44	0	0	0
19:45 - 19:59	0	0	0
20:00 - 20:14	0	0	0
20:15 - 20:29	2	1	3

20:30 - 20:44	8	5	13
20:45 - 20:59	7	0	7
21:00 - 21:14	4	2	6
21:15 - 21:29	7	2	9
21:30 - 21:44	5	0	5
21:45 - 21:59	2	0	2
22:00 - 22:14	4	4	8
22:15 - 22:29	2	2	4
22:30 - 22:44	6	3	9
22:45 - 22:59	1	0	1
23:00 - 23:14	4	1	5
23:15 - 23:29	1	1	2
23:30 - 23:44	0	1	1
23:45 - 23:59	1	0	1
Totals	443	212	655

AM Peak Time 08:10 - 09:09 08:14 - 09:13 08:14 - 09:13

AM Peak

Volume	30	16	46
--------	----	----	----

PM Peak Time 16:44 - 17:43 17:27 - 18:26 17:20 - 18:19

PM Peak

Volume	66	39	91
--------	----	----	----







20:30 - 20:44	0	0	2	4	4	2	1	0	0	0	0	0	0	0	0	13
20:45 - 20:59	0	0	0	3	2	2	0	0	0	0	0	0	0	0	0	7
21:00 - 21:14	0	0	1	2	1	1	1	0	0	0	0	0	0	0	0	6
21:15 - 21:29	0	0	2	2	3	1	1	0	0	0	0	0	0	0	0	9
21:30 - 21:44	0	0	1	2	1	0	1	0	0	0	0	0	0	0	0	5
21:45 - 21:59	0	0	0	0	1	0	1	0	0	0	0	0	0	0	0	2
22:00 - 22:14	0	1	3	1	1	2	0	0	0	0	0	0	0	0	0	8
22:15 - 22:29	0	1	1	1	1	0	0	0	0	0	0	0	0	0	0	4
22:30 - 22:44	0	3	1	1	3	1	0	0	0	0	0	0	0	0	0	9
22:45 - 22:59	0	0	0	0	1	0	0	0	0	0	0	0	0	0	0	1
23:00 - 23:14	0	1	1	0	3	0	0	0	0	0	0	0	0	0	0	5
23:15 - 23:29	0	0	0	0	1	0	1	0	0	0	0	0	0	0	0	2
23:30 - 23:44	0	0	0	0	0	0	1	0	0	0	0	0	0	0	0	1
23:45 - 23:59	0	0	1	0	0	0	0	0	0	0	0	0	0	0	0	1
Totals	9	27	88	141	197	139	41	9	4	0	0	0	0	0	0	655
Percent of Total	1.4	4.1	13.4	21.5	30.1	21.2	6.3	1.4	0.6	0.0	0.0	0.0	0.0	0.0	0.0	100
Percent of AM	1.7	2.5	9.2	13.3	29.2	32.5	10.0	0.8	0.8	0.0	0.0	0.0	0.0	0.0	0.0	100
Percent of PM	1.3	4.5	14.4	23.4	30.3	18.7	5.4	1.5	0.6	0.0	0.0	0.0	0.0	0.0	0.0	100

Standard Deviation:	7.1 MPH	85th Percentile:	29.4 MPH
Mean Speed:	22.2 MPH	15th Percentile:	14.5 MPH
Median Speed:	22.6 MPH	90th Percentile:	30.6 MPH
Modal Speed:	23.5 MPH	95th Percentile:	33.5 MPH

Daily Vehicle Volume Report

Study Date: Wednesday, 05/23/2018  
Unit ID: 0175  
Location: SW 11th Terrace, East of SW 19th Avenue

	Westbound Volume	Eastbound Volume	Total Volume	
00:00 - 00:14	2	1	3	
00:15 - 00:29	0	1	1	
00:30 - 00:44	1	1	2	
00:45 - 00:59	0	0	0	
01:00 - 01:14	1	0	1	
01:15 - 01:29	0	0	0	
01:30 - 01:44	0	0	0	
01:45 - 01:59	0	0	0	
02:00 - 02:14	0	0	0	
02:15 - 02:29	0	0	0	
02:30 - 02:44	0	0	0	
02:45 - 02:59	1	0	1	
03:00 - 03:14	0	0	0	
03:15 - 03:29	0	0	0	
03:30 - 03:44	0	0	0	
03:45 - 03:59	0	0	0	
04:00 - 04:14	0	0	0	
04:15 - 04:29	0	0	0	
04:30 - 04:44	0	0	0	
04:45 - 04:59	0	1	1	
05:00 - 05:14	0	0	0	
05:15 - 05:29	0	1	1	
05:30 - 05:44	0	0	0	
05:45 - 05:59	0	0	0	
06:00 - 06:14	0	1	1	
06:15 - 06:29	1	1	2	
06:30 - 06:44	0	1	1	
06:45 - 06:59	3	1	4	
07:00 - 07:14	1	1	2	
07:15 - 07:29	3	7	10	
07:30 - 07:44	4	7	11	
07:45 - 07:59	2	3	5	
08:00 - 08:14	8	1	9	
08:15 - 08:29	0	1	1	
08:30 - 08:44	7	2	9	
08:45 - 08:59	4	7	11	
09:00 - 09:14	2	3	5	
09:15 - 09:29	4	2	6	

09:30 - 09:44	0	3	3
09:45 - 09:59	3	3	6
10:00 - 10:14	0	5	5
10:15 - 10:29	4	3	7
10:30 - 10:44	1	2	3
10:45 - 10:59	2	3	5
11:00 - 11:14	2	1	3
11:15 - 11:29	1	1	2
11:30 - 11:44	2	2	4
11:45 - 11:59	2	0	2
12:00 - 12:14	4	3	7
12:15 - 12:29	2	2	4
12:30 - 12:44	2	3	5
12:45 - 12:59	1	1	2
13:00 - 13:14	0	3	3
13:15 - 13:29	3	2	5
13:30 - 13:44	7	1	8
13:45 - 13:59	1	4	5
14:00 - 14:14	5	2	7
14:15 - 14:29	1	7	8
14:30 - 14:44	1	0	1
14:45 - 14:59	2	5	7
15:00 - 15:14	9	1	10
15:15 - 15:29	2	3	5
15:30 - 15:44	6	0	6
15:45 - 15:59	7	4	11
16:00 - 16:14	3	2	5
16:15 - 16:29	3	0	3
16:30 - 16:44	8	1	9
16:45 - 16:59	5	1	6
17:00 - 17:14	5	1	6
17:15 - 17:29	3	2	5
17:30 - 17:44	3	3	6
17:45 - 17:59	3	1	4
18:00 - 18:14	6	1	7
18:15 - 18:29	5	2	7
18:30 - 18:44	3	3	6
18:45 - 18:59	3	2	5
19:00 - 19:14	6	1	7
19:15 - 19:29	1	3	4
19:30 - 19:44	5	2	7
19:45 - 19:59	2	1	3
20:00 - 20:14	2	2	4
20:15 - 20:29	4	3	7

20:30 - 20:44	1	2	3
20:45 - 20:59	3	3	6
21:00 - 21:14	2	2	4
21:15 - 21:29	1	2	3
21:30 - 21:44	6	2	8
21:45 - 21:59	2	1	3
22:00 - 22:14	1	2	3
22:15 - 22:29	1	0	1
22:30 - 22:44	2	5	7
22:45 - 22:59	3	1	4
23:00 - 23:14	3	3	6
23:15 - 23:29	0	0	0
23:30 - 23:44	0	0	0
23:45 - 23:59	0	1	1
Totals	209	162	371

AM Peak Time 08:00 - 08:59 06:58 - 07:57 07:13 - 08:12

AM Peak

Volume	19	18	35
--------	----	----	----

PM Peak Time 14:56 - 15:55 13:46 - 14:45 14:56 - 15:55

PM Peak

Volume	25	15	34
--------	----	----	----





20:30 - 20:44	0	0	0	1	1	1	0	0	0	0	0	0	0	0	0	3
20:45 - 20:59	0	0	1	3	1	1	0	0	0	0	0	0	0	0	0	6
21:00 - 21:14	0	0	3	0	1	0	0	0	0	0	0	0	0	0	0	4
21:15 - 21:29	0	0	1	0	1	1	0	0	0	0	0	0	0	0	0	3
21:30 - 21:44	0	0	2	2	3	1	0	0	0	0	0	0	0	0	0	8
21:45 - 21:59	0	0	1	0	2	0	0	0	0	0	0	0	0	0	0	3
22:00 - 22:14	0	0	1	1	1	0	0	0	0	0	0	0	0	0	0	3
22:15 - 22:29	0	0	0	0	0	1	0	0	0	0	0	0	0	0	0	1
22:30 - 22:44	0	0	4	2	1	0	0	0	0	0	0	0	0	0	0	7
22:45 - 22:59	0	0	1	1	0	1	1	0	0	0	0	0	0	0	0	4
23:00 - 23:14	0	0	2	1	2	0	1	0	0	0	0	0	0	0	0	6
23:15 - 23:29	0	0	0	0	0	0	0	0	0	0	0	0	0	0	0	0
23:30 - 23:44	0	0	0	0	0	0	0	0	0	0	0	0	0	0	0	0
23:45 - 23:59	0	0	0	1	0	0	0	0	0	0	0	0	0	0	0	1
Totals	2	17	64	127	105	46	8	1	1	0	0	0	0	0	0	371
Percent of Total	0.5	4.6	17.3	34.2	28.3	12.4	2.2	0.3	0.3	0.0	0.0	0.0	0.0	0.0	0.0	100
Percent of AM	0.0	7.1	18.1	34.6	31.5	5.5	3.1	0.0	0.0	0.0	0.0	0.0	0.0	0.0	0.0	100
Percent of PM	0.8	3.3	16.8	34.0	26.6	16.0	1.6	0.4	0.4	0.0	0.0	0.0	0.0	0.0	0.0	100

Standard Deviation:	6.0 MPH	85th Percentile:	26.0 MPH
Mean Speed:	20.2 MPH	15th Percentile:	13.8 MPH
Median Speed:	20.0 MPH	90th Percentile:	28.0 MPH
Modal Speed:	18.5 MPH	95th Percentile:	30.0 MPH



# SPEED

SW 13th St Bet. SW 19th Ave & SW 18th Ave

Day: Thursday  
Date: 9/15/2016

City: Miami  
Project #: FL16\_3292\_067

**Summary**

Time	< 15	15 - 19	20 - 24	25 - 29	30 - 34	35 - 39	40 - 44	45 - 49	50 - 54	55 - 59	60 - 64	65 - 69	70 +	Total
00:00 AM	0	1	1	0	1	0	0	0	0	0	0	0	0	3
01:00	0	0	0	1	0	0	0	0	0	0	0	0	0	1
02:00	0	2	0	0	0	0	0	0	0	0	0	0	0	2
03:00	0	0	1	0	0	0	0	0	0	0	0	0	0	1
04:00	0	0	0	0	0	0	0	0	0	0	0	0	0	0
05:00	1	0	0	0	0	0	0	0	0	0	0	0	0	1
06:00	4	2	7	0	0	0	0	0	0	0	0	0	0	13
07:00	1	7	15	15	3	0	0	0	0	0	0	0	0	41
08:00	9	15	20	17	4	1	0	0	0	0	0	0	0	66
09:00	4	6	9	13	6	0	0	0	0	0	0	0	0	38
10:00	1	5	12	11	1	1	0	0	0	0	0	0	0	31
11:00	3	5	9	4	2	0	0	0	0	0	0	0	0	23
12:00 PM	2	8	13	3	2	0	0	0	0	0	0	0	0	28
13:00	2	5	6	13	2	0	0	0	2	0	0	0	0	30
14:00	2	9	12	16	1	0	0	0	0	0	0	0	0	40
15:00	0	9	17	15	6	1	0	1	0	0	0	0	0	49
16:00	3	12	17	8	4	0	0	0	0	0	0	0	0	44
17:00	4	7	24	21	4	0	0	0	0	0	0	0	0	60
18:00	3	8	8	12	6	1	0	0	0	0	0	0	0	38
19:00	5	9	11	4	5	1	0	0	0	0	0	0	0	35
20:00	4	4	5	2	0	0	0	0	0	0	0	0	0	15
21:00	3	2	8	1	1	1	0	0	0	0	0	0	0	16
22:00	4	4	1	0	0	0	0	0	0	0	0	0	0	9
23:00	1	2	1	1	0	1	0	0	0	0	0	0	0	6
<b>Totals</b>	<b>56</b>	<b>122</b>	<b>197</b>	<b>157</b>	<b>48</b>	<b>7</b>		<b>1</b>	<b>2</b>					<b>590</b>
<b>% of Totals</b>	<b>9%</b>	<b>21%</b>	<b>33%</b>	<b>27%</b>	<b>8%</b>	<b>1%</b>		<b>0%</b>	<b>0%</b>					<b>100%</b>

AM Volumes	23	43	74	61	17	2	0	0	0	0	0	0	0	220										
% AM	4%	7%	13%	10%	3%	0%								37%										
AM Peak Hour	08:00	08:00	08:00	08:00	09:00	08:00								08:00										
Volume	9	15	20	17	6	1								66										
PM Volumes	33	79	123	96	31	5	0	1	2	0	0	0	0	370										
% PM	6%	13%	21%	16%	5%	1%		0%	0%					63%										
PM Peak Hour	19:00	16:00	17:00	17:00	15:00	15:00		15:00	13:00					17:00										
Volume	5	12	24	21	6	1		1	2					60										
<b>Directional Peak Periods</b>			<b>AM 7-9</b>			<b>NOON 12-2</b>			<b>PM 4-6</b>			<b>Off Peak Volumes</b>												
<b>All Speeds</b>	Volume		↔		%		Volume		↔		%		Volume		↔		%							
	107				18%		58				10%		104				18%		321				54%	

Street Name	Direction	Percentiles					
		15th	50th	Average	85th	95th	ADT
SW 13th St	Summary	16	23	23	29	33	590

DAILY TOTALS					NB	SB					Total				
					0	0	EB	WB				590			
							235	355							
AM Period	NB	SB	EB	WB	TOTAL	PM Period	NB	SB	EB	WB	TOTAL				
00:00	0	0	0	0		12:00	0	0	6	8	14				
00:15	0	0	0	1	1	12:15	0	0	3	2	5				
00:30	0	0	2	0	2	12:30	0	0	1	5	6				
00:45	0	0	0	2	0	12:45	0	0	0	10	3	28			
01:00	0	0	1	0	1	13:00	0	0	1	5	6				
01:15	0	0	0	0		13:15	0	0	2	3	5				
01:30	0	0	0	0		13:30	0	0	2	6	8				
01:45	0	0	0	1	0	13:45	0	0	2	7	9	23	11	30	
02:00	0	0	0	1	1	14:00	0	0	5	5	10				
02:15	0	0	0	0		14:15	0	0	6	5	11				
02:30	0	0	0	0		14:30	0	0	2	4	6				
02:45	0	0	1	1	0	14:45	0	0	8	21	5	19	13	40	
03:00	0	0	0	1	1	15:00	0	0	7	13	20				
03:15	0	0	0	0		15:15	0	0	3	9	12				
03:30	0	0	0	0		15:30	0	0	3	6	9				
03:45	0	0	0	0	1	15:45	0	0	2	15	6	34	8	49	
04:00	0	0	0	0		16:00	0	0	2	4	6				
04:15	0	0	0	0		16:15	0	0	5	6	11				
04:30	0	0	0	0		16:30	0	0	4	7	11				
04:45	0	0	0	0		16:45	0	0	7	18	9	26	16	44	
05:00	0	0	0	0		17:00	0	0	4	6	10				
05:15	0	0	0	0		17:15	0	0	7	12	19				
05:30	0	0	0	0		17:30	0	0	4	11	15				
05:45	0	0	0	1	1	17:45	0	0	4	19	12	41	16	60	
06:00	0	0	1	3	4	18:00	0	0	5	9	14				
06:15	0	0	3	1	4	18:15	0	0	2	7	9				
06:30	0	0	0	2	2	18:30	0	0	3	5	8				
06:45	0	0	1	5	2	18:45	0	0	2	12	5	26	7	38	
07:00	0	0	4	5	9	19:00	0	0	2	12	14				
07:15	0	0	4	6	10	19:15	0	0	2	7	9				
07:30	0	0	3	3	6	19:30	0	0	2	4	6				
07:45	0	0	10	21	6	19:45	0	0	1	7	5	28	6	35	
08:00	0	0	9	10	19	20:00	0	0	3	3	6				
08:15	0	0	8	9	17	20:15	0	0	1	2	3				
08:30	0	0	9	8	17	20:30	0	0	1	2	3				
08:45	0	0	7	33	6	20:45	0	0	1	6	2	9	3	15	
09:00	0	0	8	5	13	21:00	0	0	1	2	3				
09:15	0	0	1	4	5	21:15	0	0	1	2	3				
09:30	0	0	6	4	10	21:30	0	0	1	0	1				
09:45	0	0	4	19	6	21:45	0	0	1	4	8	12	9	16	
10:00	0	0	4	5	9	22:00	0	0	4	2	6				
10:15	0	0	4	3	7	22:15	0	0	2	0	2				
10:30	0	0	2	10	12	22:30	0	0	1	0	1				
10:45	0	0	1	11	2	22:45	0	0	0	7	0	2	4	9	
11:00	0	0	5	2	7	23:00	0	0	2	2	4				
11:15	0	0	1	3	4	23:15	0	0	0	1	1				
11:30	0	0	5	3	8	23:30	0	0	1	0	1				
11:45	0	0	2	13	2	23:45	0	0	0	3	0	3	6		
<b>TOTALS</b>					106	114	<b>220</b>	<b>TOTALS</b>					129	241	<b>370</b>
<b>SPLIT %</b>					48.2%	51.8%	<b>37.3%</b>	<b>SPLIT %</b>					34.9%	65.1%	<b>62.7%</b>

DAILY TOTALS					NB	SB					Total	
					0	0	EB	WB				590
							235	355				

AM Peak Hour			07:45	07:45	07:45	PM Peak Hour			14:15	17:15	17:15
AM Pk Volume			36	33	69	PM Pk Volume			21	44	64
Pk Hr Factor			0.900	0.825	0.908	Pk Hr Factor			0.656	0.688	0.842
7 - 9 Volume	0	0	54	53	107	4 - 6 Volume	0	0	37	67	104
7 - 9 Peak Hour			07:45	07:45	07:45	4 - 6 Peak Hour			16:30	17:00	16:45
7 - 9 Pk Volume	0	0	36	33	69	4 - 6 Pk Volume	0	0	22	41	60
Pk Hr Factor	0.000	0.000	0.900	0.825	0.908	Pk Hr Factor	0.000	0.000	0.786	0.854	0.789

Daily Vehicle Volume Report

Study Date: Tuesday, 05/15/2018  
Unit ID: 0146  
Location: SW 14th Street, East of SW 19th Avenue

	Westbound Volume	Eastbound Volume	Total Volume	
00:00 - 00:14	0	0	0	0
00:15 - 00:29	0	0	0	0
00:30 - 00:44	0	0	0	0
00:45 - 00:59	0	0	0	0
01:00 - 01:14	0	0	0	0
01:15 - 01:29	0	0	0	0
01:30 - 01:44	0	0	0	0
01:45 - 01:59	0	0	0	0
02:00 - 02:14	0	0	0	0
02:15 - 02:29	0	0	0	0
02:30 - 02:44	0	0	0	0
02:45 - 02:59	1	0	0	1
03:00 - 03:14	1	0	0	1
03:15 - 03:29	0	0	0	0
03:30 - 03:44	0	0	0	0
03:45 - 03:59	0	0	0	0
04:00 - 04:14	0	0	0	0
04:15 - 04:29	0	0	0	0
04:30 - 04:44	0	0	0	0
04:45 - 04:59	1	0	0	1
05:00 - 05:14	0	0	0	0
05:15 - 05:29	0	0	0	0
05:30 - 05:44	0	0	0	0
05:45 - 05:59	1	0	0	1
06:00 - 06:14	1	0	0	1
06:15 - 06:29	0	1	1	1
06:30 - 06:44	2	1	1	3
06:45 - 06:59	3	1	1	4
07:00 - 07:14	1	1	1	2
07:15 - 07:29	2	1	1	3
07:30 - 07:44	2	3	3	5
07:45 - 07:59	1	5	5	6
08:00 - 08:14	1	0	0	1
08:15 - 08:29	2	3	3	5
08:30 - 08:44	3	5	5	8
08:45 - 08:59	1	0	0	1
09:00 - 09:14	2	1	1	3
09:15 - 09:29	6	1	1	7

09:30 - 09:44	1	0	1
09:45 - 09:59	1	0	1
10:00 - 10:14	2	0	2
10:15 - 10:29	0	2	2
10:30 - 10:44	0	0	0
10:45 - 10:59	2	1	3
11:00 - 11:14	5	0	5
11:15 - 11:29	3	0	3
11:30 - 11:44	1	0	1
11:45 - 11:59	6	0	6
12:00 - 12:14	2	0	2
12:15 - 12:29	3	0	3
12:30 - 12:44	1	2	3
12:45 - 12:59	1	1	2
13:00 - 13:14	4	1	5
13:15 - 13:29	2	2	4
13:30 - 13:44	5	1	6
13:45 - 13:59	1	0	1
14:00 - 14:14	4	2	6
14:15 - 14:29	2	0	2
14:30 - 14:44	4	1	5
14:45 - 14:59	5	0	5
15:00 - 15:14	4	3	7
15:15 - 15:29	6	1	7
15:30 - 15:44	4	1	5
15:45 - 15:59	4	2	6
16:00 - 16:14	1	0	1
16:15 - 16:29	6	0	6
16:30 - 16:44	4	2	6
16:45 - 16:59	1	1	2
17:00 - 17:14	5	2	7
17:15 - 17:29	6	1	7
17:30 - 17:44	5	0	5
17:45 - 17:59	5	1	6
18:00 - 18:14	2	1	3
18:15 - 18:29	1	0	1
18:30 - 18:44	3	0	3
18:45 - 18:59	5	0	5
19:00 - 19:14	2	0	2
19:15 - 19:29	0	0	0
19:30 - 19:44	3	0	3
19:45 - 19:59	5	0	5
20:00 - 20:14	2	0	2
20:15 - 20:29	0	0	0

20:30 - 20:44	1	0	1
20:45 - 20:59	2	0	2
21:00 - 21:14	1	0	1
21:15 - 21:29	2	0	2
21:30 - 21:44	1	0	1
21:45 - 21:59	0	0	0
22:00 - 22:14	1	1	2
22:15 - 22:29	0	1	1
22:30 - 22:44	0	0	0
22:45 - 22:59	1	0	1
23:00 - 23:14	3	0	3
23:15 - 23:29	0	1	1
23:30 - 23:44	0	0	0
23:45 - 23:59	0	0	0
Totals	172	54	226

AM Peak Time 10:55 - 11:54 07:45 - 08:44 08:19 - 09:18

AM Peak

Volume	16	13	22
--------	----	----	----

PM Peak Time 16:56 - 17:55 15:00 - 15:59 14:50 - 15:49

PM Peak

Volume	21	7	25
--------	----	---	----





20:30 - 20:44	0	0	0	0	1	0	0	0	0	0	0	0	0	0	0	1
20:45 - 20:59	0	0	0	0	1	0	0	1	0	0	0	0	0	0	0	2
21:00 - 21:14	0	0	0	0	0	0	1	0	0	0	0	0	0	0	0	1
21:15 - 21:29	0	0	0	0	0	0	2	0	0	0	0	0	0	0	0	2
21:30 - 21:44	0	0	0	0	1	0	0	0	0	0	0	0	0	0	0	1
21:45 - 21:59	0	0	0	0	0	0	0	0	0	0	0	0	0	0	0	0
22:00 - 22:14	1	0	0	0	1	0	0	0	0	0	0	0	0	0	0	2
22:15 - 22:29	0	0	0	1	0	0	0	0	0	0	0	0	0	0	0	1
22:30 - 22:44	0	0	0	0	0	0	0	0	0	0	0	0	0	0	0	0
22:45 - 22:59	0	0	0	0	0	0	1	0	0	0	0	0	0	0	0	1
23:00 - 23:14	0	0	0	1	1	0	1	0	0	0	0	0	0	0	0	3
23:15 - 23:29	0	0	1	0	0	0	0	0	0	0	0	0	0	0	0	1
23:30 - 23:44	0	0	0	0	0	0	0	0	0	0	0	0	0	0	0	0
23:45 - 23:59	0	0	0	0	0	0	0	0	0	0	0	0	0	0	0	0
Totals	3	3	12	36	85	56	27	4	0	0	0	0	0	0	0	226
Percent of Total	1.3	1.3	5.3	15.9	37.6	24.8	11.9	1.8	0.0	0.0	0.0	0.0	0.0	0.0	0.0	100
Percent of AM	1.3	0.0	5.1	16.7	41.0	23.1	10.3	2.6	0.0	0.0	0.0	0.0	0.0	0.0	0.0	100
Percent of PM	1.4	2.0	5.4	15.5	35.8	25.7	12.8	1.4	0.0	0.0	0.0	0.0	0.0	0.0	0.0	100

Standard Deviation:	6.4 MPH	85th Percentile:	30.7 MPH
Mean Speed:	24.4 MPH	15th Percentile:	18.1 MPH
Median Speed:	24.4 MPH	90th Percentile:	32.5 MPH
Modal Speed:	23.5 MPH	95th Percentile:	34.6 MPH



Daily Vehicle Volume Report

Study Date: Tuesday, 05/15/2018  
Unit ID: 0132  
Location: SW 15th Street, East of SW 19th Avenue

	Westbound Volume	Eastbound Volume	Total Volume	
00:00 - 00:14	0	0	0	0
00:15 - 00:29	0	0	0	0
00:30 - 00:44	0	0	0	0
00:45 - 00:59	0	0	0	0
01:00 - 01:14	1	0	0	1
01:15 - 01:29	1	0	0	1
01:30 - 01:44	0	0	0	0
01:45 - 01:59	0	0	0	0
02:00 - 02:14	0	0	0	0
02:15 - 02:29	0	0	0	0
02:30 - 02:44	0	0	0	0
02:45 - 02:59	0	0	0	0
03:00 - 03:14	0	0	0	0
03:15 - 03:29	1	0	0	1
03:30 - 03:44	0	0	0	0
03:45 - 03:59	0	0	0	0
04:00 - 04:14	0	0	0	0
04:15 - 04:29	0	0	0	0
04:30 - 04:44	0	0	0	0
04:45 - 04:59	0	0	0	0
05:00 - 05:14	0	0	0	0
05:15 - 05:29	0	0	0	0
05:30 - 05:44	0	0	0	0
05:45 - 05:59	0	0	0	0
06:00 - 06:14	1	0	0	1
06:15 - 06:29	0	0	0	0
06:30 - 06:44	0	1	1	1
06:45 - 06:59	2	1	1	3
07:00 - 07:14	0	1	1	1
07:15 - 07:29	0	1	1	1
07:30 - 07:44	1	1	1	2
07:45 - 07:59	1	2	2	3
08:00 - 08:14	5	1	1	6
08:15 - 08:29	1	1	1	2
08:30 - 08:44	4	4	4	8
08:45 - 08:59	1	3	3	4
09:00 - 09:14	2	2	2	4
09:15 - 09:29	0	1	1	1

09:30 - 09:44	3	1	4
09:45 - 09:59	3	2	5
10:00 - 10:14	4	2	6
10:15 - 10:29	1	1	2
10:30 - 10:44	2	0	2
10:45 - 10:59	3	1	4
11:00 - 11:14	6	8	14
11:15 - 11:29	3	3	6
11:30 - 11:44	3	1	4
11:45 - 11:59	1	2	3
12:00 - 12:14	1	1	2
12:15 - 12:29	4	1	5
12:30 - 12:44	5	0	5
12:45 - 12:59	6	1	7
13:00 - 13:14	4	0	4
13:15 - 13:29	2	2	4
13:30 - 13:44	1	1	2
13:45 - 13:59	2	4	6
14:00 - 14:14	3	0	3
14:15 - 14:29	1	1	2
14:30 - 14:44	1	0	1
14:45 - 14:59	4	0	4
15:00 - 15:14	6	4	10
15:15 - 15:29	8	3	11
15:30 - 15:44	1	0	1
15:45 - 15:59	5	2	7
16:00 - 16:14	1	3	4
16:15 - 16:29	0	1	1
16:30 - 16:44	4	2	6
16:45 - 16:59	0	2	2
17:00 - 17:14	3	1	4
17:15 - 17:29	4	1	5
17:30 - 17:44	7	1	8
17:45 - 17:59	3	2	5
18:00 - 18:14	5	3	8
18:15 - 18:29	3	4	7
18:30 - 18:44	4	4	8
18:45 - 18:59	2	1	3
19:00 - 19:14	5	1	6
19:15 - 19:29	3	1	4
19:30 - 19:44	1	2	3
19:45 - 19:59	2	0	2
20:00 - 20:14	2	1	3
20:15 - 20:29	1	0	1

20:30 - 20:44	2	0	2
20:45 - 20:59	1	0	1
21:00 - 21:14	1	0	1
21:15 - 21:29	2	2	4
21:30 - 21:44	1	0	1
21:45 - 21:59	3	0	3
22:00 - 22:14	0	1	1
22:15 - 22:29	1	1	2
22:30 - 22:44	1	1	2
22:45 - 22:59	0	0	0
23:00 - 23:14	1	1	2
23:15 - 23:29	1	0	1
23:30 - 23:44	0	1	1
23:45 - 23:59	0	0	0
Totals	168	97	265

AM Peak Time 10:39 - 11:38 10:54 - 11:53 10:54 - 11:53

AM Peak

Volume	16	15	31
--------	----	----	----

PM Peak Time 14:48 - 15:47 17:39 - 18:38 15:02 - 16:01

PM Peak

Volume	21	13	31
--------	----	----	----





20:30 - 20:44	0	0	0	0	2	0	0	0	0	0	0	0	0	0	0	2
20:45 - 20:59	0	0	0	1	0	0	0	0	0	0	0	0	0	0	0	1
21:00 - 21:14	0	0	0	1	0	0	0	0	0	0	0	0	0	0	0	1
21:15 - 21:29	0	0	0	1	1	1	1	0	0	0	0	0	0	0	0	4
21:30 - 21:44	0	0	0	0	0	1	0	0	0	0	0	0	0	0	0	1
21:45 - 21:59	0	0	1	0	1	1	0	0	0	0	0	0	0	0	0	3
22:00 - 22:14	0	0	0	0	1	0	0	0	0	0	0	0	0	0	0	1
22:15 - 22:29	0	1	0	0	1	0	0	0	0	0	0	0	0	0	0	2
22:30 - 22:44	0	0	0	1	1	0	0	0	0	0	0	0	0	0	0	2
22:45 - 22:59	0	0	0	0	0	0	0	0	0	0	0	0	0	0	0	0
23:00 - 23:14	0	0	0	1	0	1	0	0	0	0	0	0	0	0	0	2
23:15 - 23:29	0	0	0	0	0	0	1	0	0	0	0	0	0	0	0	1
23:30 - 23:44	0	0	0	0	0	1	0	0	0	0	0	0	0	0	0	1
23:45 - 23:59	0	0	0	0	0	0	0	0	0	0	0	0	0	0	0	0
Totals	4	14	9	41	76	78	32	10	1	0	0	0	0	0	0	265
Percent of Total	1.5	5.3	3.4	15.5	28.7	29.4	12.1	3.8	0.4	0.0	0.0	0.0	0.0	0.0	0.0	100
Percent of AM	1.1	10.0	5.6	11.1	28.9	28.9	12.2	1.1	1.1	0.0	0.0	0.0	0.0	0.0	0.0	100
Percent of PM	1.7	2.9	2.3	17.7	28.6	29.7	12.0	5.1	0.0	0.0	0.0	0.0	0.0	0.0	0.0	100

Standard Deviation:	7.4 MPH	85th Percentile:	31.4 MPH
Mean Speed:	24.6 MPH	15th Percentile:	17.5 MPH
Median Speed:	25.2 MPH	90th Percentile:	33.5 MPH
Modal Speed:	28.5 MPH	95th Percentile:	35.6 MPH

Daily Vehicle Volume Report

Study Date: Tuesday, 05/15/2018  
Unit ID: 0201  
Location: SW 16th Terrace, East of SW 19th Avenue

	Westbound Volume	Eastbound Volume	Total Volume	
00:00 - 00:14	1	0	0	1
00:15 - 00:29	1	0	0	1
00:30 - 00:44	0	0	0	0
00:45 - 00:59	0	0	0	0
01:00 - 01:14	0	1	1	1
01:15 - 01:29	0	1	1	1
01:30 - 01:44	0	0	0	0
01:45 - 01:59	0	1	1	1
02:00 - 02:14	0	0	0	0
02:15 - 02:29	1	0	0	1
02:30 - 02:44	0	0	0	0
02:45 - 02:59	0	0	0	0
03:00 - 03:14	0	0	0	0
03:15 - 03:29	0	0	0	0
03:30 - 03:44	1	0	0	1
03:45 - 03:59	0	0	0	0
04:00 - 04:14	0	0	0	0
04:15 - 04:29	2	0	0	2
04:30 - 04:44	0	0	0	0
04:45 - 04:59	0	0	0	0
05:00 - 05:14	0	0	0	0
05:15 - 05:29	0	0	0	0
05:30 - 05:44	1	0	0	1
05:45 - 05:59	0	0	0	0
06:00 - 06:14	1	1	1	2
06:15 - 06:29	2	5	5	7
06:30 - 06:44	3	6	6	9
06:45 - 06:59	2	3	3	5
07:00 - 07:14	0	5	5	5
07:15 - 07:29	0	11	11	11
07:30 - 07:44	5	10	10	15
07:45 - 07:59	5	10	10	15
08:00 - 08:14	2	17	17	19
08:15 - 08:29	6	14	14	20
08:30 - 08:44	4	2	2	6
08:45 - 08:59	4	6	6	10
09:00 - 09:14	6	7	7	13
09:15 - 09:29	5	5	5	10

09:30 - 09:44	2	10	12
09:45 - 09:59	1	3	4
10:00 - 10:14	5	3	8
10:15 - 10:29	7	4	11
10:30 - 10:44	4	1	5
10:45 - 10:59	2	6	8
11:00 - 11:14	4	5	9
11:15 - 11:29	5	3	8
11:30 - 11:44	3	2	5
11:45 - 11:59	3	6	9
12:00 - 12:14	3	3	6
12:15 - 12:29	3	3	6
12:30 - 12:44	2	2	4
12:45 - 12:59	4	0	4
13:00 - 13:14	3	6	9
13:15 - 13:29	3	2	5
13:30 - 13:44	2	0	2
13:45 - 13:59	8	5	13
14:00 - 14:14	3	5	8
14:15 - 14:29	3	5	8
14:30 - 14:44	3	6	9
14:45 - 14:59	7	3	10
15:00 - 15:14	3	8	11
15:15 - 15:29	3	6	9
15:30 - 15:44	5	4	9
15:45 - 15:59	7	8	15
16:00 - 16:14	6	4	10
16:15 - 16:29	7	5	12
16:30 - 16:44	15	4	19
16:45 - 16:59	4	2	6
17:00 - 17:14	11	4	15
17:15 - 17:29	9	6	15
17:30 - 17:44	6	6	12
17:45 - 17:59	13	4	17
18:00 - 18:14	8	3	11
18:15 - 18:29	6	4	10
18:30 - 18:44	7	6	13
18:45 - 18:59	6	7	13
19:00 - 19:14	5	5	10
19:15 - 19:29	3	1	4
19:30 - 19:44	5	3	8
19:45 - 19:59	1	4	5
20:00 - 20:14	5	2	7
20:15 - 20:29	1	1	2



20:30 - 20:44	5	4	9
20:45 - 20:59	6	2	8
21:00 - 21:14	2	1	3
21:15 - 21:29	1	1	2
21:30 - 21:44	1	1	2
21:45 - 21:59	0	0	0
22:00 - 22:14	1	1	2
22:15 - 22:29	2	0	2
22:30 - 22:44	4	1	5
22:45 - 22:59	2	0	2
23:00 - 23:14	0	1	1
23:15 - 23:29	0	0	0
23:30 - 23:44	0	1	1
23:45 - 23:59	1	0	1
Totals	293	298	591

AM Peak Time 08:19 - 09:18 07:26 - 08:25 07:26 - 08:25

AM Peak

Volume	22	53	69
--------	----	----	----

PM Peak Time 16:17 - 17:16 14:59 - 15:58 17:09 - 18:08

PM Peak

Volume	41	27	60
--------	----	----	----





20:30 - 20:44	0	1	2	3	1	1	1	0	0	0	0	0	0	0	0	9
20:45 - 20:59	0	0	1	3	2	1	1	0	0	0	0	0	0	0	0	8
21:00 - 21:14	0	0	0	1	1	1	0	0	0	0	0	0	0	0	0	3
21:15 - 21:29	0	0	0	0	1	1	0	0	0	0	0	0	0	0	0	2
21:30 - 21:44	0	0	0	0	0	1	1	0	0	0	0	0	0	0	0	2
21:45 - 21:59	0	0	0	0	0	0	0	0	0	0	0	0	0	0	0	0
22:00 - 22:14	0	0	1	0	1	0	0	0	0	0	0	0	0	0	0	2
22:15 - 22:29	0	0	0	1	0	1	0	0	0	0	0	0	0	0	0	2
22:30 - 22:44	0	0	0	2	3	0	0	0	0	0	0	0	0	0	0	5
22:45 - 22:59	0	0	0	0	2	0	0	0	0	0	0	0	0	0	0	2
23:00 - 23:14	0	0	0	1	0	0	0	0	0	0	0	0	0	0	0	1
23:15 - 23:29	0	0	0	0	0	0	0	0	0	0	0	0	0	0	0	0
23:30 - 23:44	0	0	0	0	0	0	1	0	0	0	0	0	0	0	0	1
23:45 - 23:59	0	0	0	0	0	1	0	0	0	0	0	0	0	0	0	1
Totals	1	17	38	86	215	162	61	9	2	0	0	0	0	0	0	591
Percent of Total	0.2	2.9	6.4	14.6	36.4	27.4	10.3	1.5	0.3	0.0	0.0	0.0	0.0	0.0	0.0	100
Percent of AM	0.0	1.3	5.9	14.4	34.7	30.9	10.6	1.7	0.4	0.0	0.0	0.0	0.0	0.0	0.0	100
Percent of PM	0.3	3.9	6.8	14.6	37.5	25.1	10.1	1.4	0.3	0.0	0.0	0.0	0.0	0.0	0.0	100

Standard Deviation:	6.4 MPH	85th Percentile:	30.5 MPH
Mean Speed:	24.4 MPH	15th Percentile:	17.9 MPH
Median Speed:	24.6 MPH	90th Percentile:	32.0 MPH
Modal Speed:	23.5 MPH	95th Percentile:	34.4 MPH

Daily Vehicle Volume Report

Study Date: Thursday, 05/17/2018  
Unit ID: 0150  
Location: SW 17th Street, East of SW 19th Avenue

	Westbound Volume	Eastbound Volume	Total Volume	
00:00 - 00:14	0	0	0	0
00:15 - 00:29	0	0	0	0
00:30 - 00:44	0	0	0	0
00:45 - 00:59	0	1	1	1
01:00 - 01:14	1	0	1	1
01:15 - 01:29	0	1	1	1
01:30 - 01:44	0	0	0	0
01:45 - 01:59	0	0	0	0
02:00 - 02:14	0	0	0	0
02:15 - 02:29	0	0	0	0
02:30 - 02:44	0	1	1	1
02:45 - 02:59	0	0	0	0
03:00 - 03:14	0	0	0	0
03:15 - 03:29	0	0	0	0
03:30 - 03:44	0	0	0	0
03:45 - 03:59	0	0	0	0
04:00 - 04:14	0	0	0	0
04:15 - 04:29	0	0	0	0
04:30 - 04:44	0	0	0	0
04:45 - 04:59	0	0	0	0
05:00 - 05:14	0	0	0	0
05:15 - 05:29	1	0	1	1
05:30 - 05:44	2	0	2	2
05:45 - 05:59	0	1	1	1
06:00 - 06:14	1	1	2	2
06:15 - 06:29	2	1	3	3
06:30 - 06:44	2	3	5	5
06:45 - 06:59	1	5	6	6
07:00 - 07:14	1	6	7	7
07:15 - 07:29	3	9	12	12
07:30 - 07:44	4	15	19	19
07:45 - 07:59	1	12	13	13
08:00 - 08:14	9	11	20	20
08:15 - 08:29	3	8	11	11
08:30 - 08:44	1	24	25	25
08:45 - 08:59	7	8	15	15
09:00 - 09:14	3	1	4	4
09:15 - 09:29	0	7	7	7

09:30 - 09:44	4	5	9
09:45 - 09:59	6	7	13
10:00 - 10:14	2	6	8
10:15 - 10:29	7	1	8
10:30 - 10:44	1	5	6
10:45 - 10:59	3	5	8
11:00 - 11:14	2	5	7
11:15 - 11:29	7	2	9
11:30 - 11:44	1	6	7
11:45 - 11:59	4	3	7
12:00 - 12:14	5	6	11
12:15 - 12:29	1	1	2
12:30 - 12:44	4	2	6
12:45 - 12:59	6	3	9
13:00 - 13:14	1	2	3
13:15 - 13:29	4	3	7
13:30 - 13:44	4	0	4
13:45 - 13:59	7	6	13
14:00 - 14:14	10	4	14
14:15 - 14:29	4	3	7
14:30 - 14:44	2	10	12
14:45 - 14:59	4	4	8
15:00 - 15:14	15	7	22
15:15 - 15:29	8	7	15
15:30 - 15:44	9	5	14
15:45 - 15:59	7	5	12
16:00 - 16:14	6	4	10
16:15 - 16:29	4	6	10
16:30 - 16:44	8	5	13
16:45 - 16:59	7	6	13
17:00 - 17:14	7	2	9
17:15 - 17:29	10	10	20
17:30 - 17:44	17	3	20
17:45 - 17:59	8	5	13
18:00 - 18:14	11	5	16
18:15 - 18:29	6	6	12
18:30 - 18:44	8	3	11
18:45 - 18:59	9	8	17
19:00 - 19:14	5	3	8
19:15 - 19:29	7	2	9
19:30 - 19:44	0	5	5
19:45 - 19:59	2	2	4
20:00 - 20:14	3	3	6
20:15 - 20:29	4	4	8

20:30 - 20:44	4	2	6
20:45 - 20:59	2	1	3
21:00 - 21:14	3	1	4
21:15 - 21:29	1	3	4
21:30 - 21:44	3	0	3
21:45 - 21:59	1	2	3
22:00 - 22:14	1	1	2
22:15 - 22:29	0	0	0
22:30 - 22:44	3	1	4
22:45 - 22:59	1	2	3
23:00 - 23:14	1	1	2
23:15 - 23:29	1	1	2
23:30 - 23:44	1	1	2
23:45 - 23:59	0	1	1
Totals	314	327	641

AM Peak Time 08:04 - 09:03 07:36 - 08:35 07:36 - 08:35

AM Peak

Volume	22	59	76
--------	----	----	----

PM Peak Time 17:07 - 18:06 14:34 - 15:33 17:09 - 18:08

PM Peak

Volume	48	29	71
--------	----	----	----







20:30 - 20:44	0	0	0	1	3	2	0	0	0	0	0	0	0	0	0	6
20:45 - 20:59	0	0	1	1	1	0	0	0	0	0	0	0	0	0	0	3
21:00 - 21:14	0	0	2	0	1	0	1	0	0	0	0	0	0	0	0	4
21:15 - 21:29	0	0	1	1	1	0	0	1	0	0	0	0	0	0	0	4
21:30 - 21:44	0	0	1	1	0	1	0	0	0	0	0	0	0	0	0	3
21:45 - 21:59	1	0	0	1	1	0	0	0	0	0	0	0	0	0	0	3
22:00 - 22:14	0	0	0	1	0	1	0	0	0	0	0	0	0	0	0	2
22:15 - 22:29	0	0	0	0	0	0	0	0	0	0	0	0	0	0	0	0
22:30 - 22:44	0	0	0	0	1	3	0	0	0	0	0	0	0	0	0	4
22:45 - 22:59	0	0	1	0	1	0	1	0	0	0	0	0	0	0	0	3
23:00 - 23:14	0	0	1	0	1	0	0	0	0	0	0	0	0	0	0	2
23:15 - 23:29	0	0	0	1	0	1	0	0	0	0	0	0	0	0	0	2
23:30 - 23:44	0	0	0	0	2	0	0	0	0	0	0	0	0	0	0	2
23:45 - 23:59	0	0	0	0	1	0	0	0	0	0	0	0	0	0	0	1
Totals	7	16	45	104	223	184	52	10	0	0	0	0	0	0	0	641
Percent of Total	1.1	2.5	7.0	16.2	34.8	28.7	8.1	1.6	0.0	0.0	0.0	0.0	0.0	0.0	0.0	100
Percent of AM	2.5	3.3	5.0	17.6	33.5	28.9	7.5	1.7	0.0	0.0	0.0	0.0	0.0	0.0	0.0	100
Percent of PM	0.2	2.0	8.2	15.4	35.6	28.6	8.5	1.5	0.0	0.0	0.0	0.0	0.0	0.0	0.0	100

Standard Deviation:	6.5 MPH	85th Percentile:	30.1 MPH
Mean Speed:	23.9 MPH	15th Percentile:	17.3 MPH
Median Speed:	24.3 MPH	90th Percentile:	30.9 MPH
Modal Speed:	23.5 MPH	95th Percentile:	33.8 MPH

Daily Vehicle Volume Report

Study Date: Thursday, 05/10/2018  
Unit ID: 0216  
Location: SW 17th Terrace, East of SW 19th Avenue

	Westbound Volume	Eastbound Volume	Total Volume	
00:00 - 00:14	0	0	0	0
00:15 - 00:29	0	0	0	0
00:30 - 00:44	0	0	0	0
00:45 - 00:59	0	0	0	0
01:00 - 01:14	0	1	1	1
01:15 - 01:29	1	0	1	1
01:30 - 01:44	0	0	0	0
01:45 - 01:59	1	0	1	1
02:00 - 02:14	0	0	0	0
02:15 - 02:29	0	0	0	0
02:30 - 02:44	0	0	0	0
02:45 - 02:59	0	0	0	0
03:00 - 03:14	0	0	0	0
03:15 - 03:29	0	0	0	0
03:30 - 03:44	0	0	0	0
03:45 - 03:59	0	0	0	0
04:00 - 04:14	0	0	0	0
04:15 - 04:29	0	0	0	0
04:30 - 04:44	0	0	0	0
04:45 - 04:59	0	0	0	0
05:00 - 05:14	0	0	0	0
05:15 - 05:29	0	0	0	0
05:30 - 05:44	0	1	1	1
05:45 - 05:59	0	0	0	0
06:00 - 06:14	0	1	1	1
06:15 - 06:29	1	1	2	2
06:30 - 06:44	0	1	1	1
06:45 - 06:59	4	0	4	4
07:00 - 07:14	1	2	3	3
07:15 - 07:29	1	3	4	4
07:30 - 07:44	4	4	8	8
07:45 - 07:59	2	2	4	4
08:00 - 08:14	0	4	4	4
08:15 - 08:29	0	13	13	13
08:30 - 08:44	0	2	2	2
08:45 - 08:59	0	2	2	2
09:00 - 09:14	1	0	1	1
09:15 - 09:29	2	1	3	3

09:30 - 09:44	1	1	2
09:45 - 09:59	0	0	0
10:00 - 10:14	1	1	2
10:15 - 10:29	3	0	3
10:30 - 10:44	1	0	1
10:45 - 10:59	1	1	2
11:00 - 11:14	1	2	3
11:15 - 11:29	1	0	1
11:30 - 11:44	3	2	5
11:45 - 11:59	2	0	2
12:00 - 12:14	1	4	5
12:15 - 12:29	0	2	2
12:30 - 12:44	1	1	2
12:45 - 12:59	1	2	3
13:00 - 13:14	3	1	4
13:15 - 13:29	0	2	2
13:30 - 13:44	3	2	5
13:45 - 13:59	2	1	3
14:00 - 14:14	1	2	3
14:15 - 14:29	0	3	3
14:30 - 14:44	1	0	1
14:45 - 14:59	1	3	4
15:00 - 15:14	4	6	10
15:15 - 15:29	1	7	8
15:30 - 15:44	7	3	10
15:45 - 15:59	8	1	9
16:00 - 16:14	4	2	6
16:15 - 16:29	0	2	2
16:30 - 16:44	2	3	5
16:45 - 16:59	3	2	5
17:00 - 17:14	6	1	7
17:15 - 17:29	5	0	5
17:30 - 17:44	4	2	6
17:45 - 17:59	4	5	9
18:00 - 18:14	5	1	6
18:15 - 18:29	3	2	5
18:30 - 18:44	1	2	3
18:45 - 18:59	3	1	4
19:00 - 19:14	1	2	3
19:15 - 19:29	3	3	6
19:30 - 19:44	4	3	7
19:45 - 19:59	0	0	0
20:00 - 20:14	0	2	2
20:15 - 20:29	3	1	4

20:30 - 20:44	3	2	5
20:45 - 20:59	4	1	5
21:00 - 21:14	3	1	4
21:15 - 21:29	0	1	1
21:30 - 21:44	1	1	2
21:45 - 21:59	0	0	0
22:00 - 22:14	1	2	3
22:15 - 22:29	0	0	0
22:30 - 22:44	2	0	2
22:45 - 22:59	1	1	2
23:00 - 23:14	0	1	1
23:15 - 23:29	0	0	0
23:30 - 23:44	0	0	0
23:45 - 23:59	0	0	0
Totals	132	129	261

AM Peak Time 06:47 - 07:46 07:27 - 08:26 07:27 - 08:26

AM Peak

Volume	11	23	29
--------	----	----	----

PM Peak Time 15:05 - 16:04 14:37 - 15:36 15:05 - 16:04

PM Peak

Volume	22	19	40
--------	----	----	----





20:30 - 20:44	0	0	1	0	4	0	0	0	0	0	0	0	0	0	0	5
20:45 - 20:59	0	0	0	2	1	1	1	0	0	0	0	0	0	0	0	5
21:00 - 21:14	0	0	0	1	1	2	0	0	0	0	0	0	0	0	0	4
21:15 - 21:29	0	0	0	0	1	0	0	0	0	0	0	0	0	0	0	1
21:30 - 21:44	0	0	0	0	1	1	0	0	0	0	0	0	0	0	0	2
21:45 - 21:59	0	0	0	0	0	0	0	0	0	0	0	0	0	0	0	0
22:00 - 22:14	0	0	0	0	2	1	0	0	0	0	0	0	0	0	0	3
22:15 - 22:29	0	0	0	0	0	0	0	0	0	0	0	0	0	0	0	0
22:30 - 22:44	0	0	0	1	1	0	0	0	0	0	0	0	0	0	0	2
22:45 - 22:59	0	0	0	1	1	0	0	0	0	0	0	0	0	0	0	2
23:00 - 23:14	0	0	0	1	0	0	0	0	0	0	0	0	0	0	0	1
23:15 - 23:29	0	0	0	0	0	0	0	0	0	0	0	0	0	0	0	0
23:30 - 23:44	0	0	0	0	0	0	0	0	0	0	0	0	0	0	0	0
23:45 - 23:59	0	0	0	0	0	0	0	0	0	0	0	0	0	0	0	0
Totals	1	7	22	59	86	64	20	2	0	0	0	0	0	0	0	261
Percent of Total	0.4	2.7	8.4	22.6	33.0	24.5	7.7	0.8	0.0	0.0	0.0	0.0	0.0	0.0	0.0	100
Percent of AM	1.3	7.8	10.4	29.9	28.6	16.9	3.9	1.3	0.0	0.0	0.0	0.0	0.0	0.0	0.0	100
Percent of PM	0.0	0.5	7.6	19.6	34.8	27.7	9.2	0.5	0.0	0.0	0.0	0.0	0.0	0.0	0.0	100

Standard Deviation:	6.3 MPH	85th Percentile:	29.6 MPH
Mean Speed:	23.1 MPH	15th Percentile:	16.7 MPH
Median Speed:	23.4 MPH	90th Percentile:	30.6 MPH
Modal Speed:	23.5 MPH	95th Percentile:	33.1 MPH



Daily Vehicle Volume Report

Study Date: Thursday, 05/10/2018  
Unit ID: 0208  
Location: SW 18th Street, East of SW 19th Avenue

	Westbound Volume	Eastbound Volume	Total Volume	
00:00 - 00:14	0	0	0	0
00:15 - 00:29	0	0	0	0
00:30 - 00:44	0	1	1	1
00:45 - 00:59	0	0	0	0
01:00 - 01:14	1	0	1	1
01:15 - 01:29	0	0	0	0
01:30 - 01:44	0	0	0	0
01:45 - 01:59	0	0	0	0
02:00 - 02:14	0	0	0	0
02:15 - 02:29	0	0	0	0
02:30 - 02:44	0	0	0	0
02:45 - 02:59	1	0	1	1
03:00 - 03:14	0	0	0	0
03:15 - 03:29	0	0	0	0
03:30 - 03:44	0	0	0	0
03:45 - 03:59	0	0	0	0
04:00 - 04:14	1	0	1	1
04:15 - 04:29	0	0	0	0
04:30 - 04:44	0	0	0	0
04:45 - 04:59	0	0	0	0
05:00 - 05:14	0	0	0	0
05:15 - 05:29	0	0	0	0
05:30 - 05:44	1	1	2	2
05:45 - 05:59	0	0	0	0
06:00 - 06:14	1	1	2	2
06:15 - 06:29	1	0	1	1
06:30 - 06:44	0	0	0	0
06:45 - 06:59	0	0	0	0
07:00 - 07:14	2	3	5	5
07:15 - 07:29	2	5	7	7
07:30 - 07:44	2	9	11	11
07:45 - 07:59	3	12	15	15
08:00 - 08:14	6	19	25	25
08:15 - 08:29	2	14	16	16
08:30 - 08:44	4	5	9	9
08:45 - 08:59	5	1	6	6
09:00 - 09:14	2	1	3	3
09:15 - 09:29	1	1	2	2

09:30 - 09:44	3	0	3
09:45 - 09:59	0	1	1
10:00 - 10:14	2	2	4
10:15 - 10:29	0	2	2
10:30 - 10:44	1	3	4
10:45 - 10:59	0	3	3
11:00 - 11:14	4	1	5
11:15 - 11:29	3	3	6
11:30 - 11:44	0	1	1
11:45 - 11:59	2	1	3
12:00 - 12:14	5	1	6
12:15 - 12:29	1	0	1
12:30 - 12:44	2	4	6
12:45 - 12:59	2	3	5
13:00 - 13:14	2	4	6
13:15 - 13:29	3	0	3
13:30 - 13:44	1	0	1
13:45 - 13:59	0	3	3
14:00 - 14:14	2	3	5
14:15 - 14:29	2	1	3
14:30 - 14:44	1	5	6
14:45 - 14:59	5	4	9
15:00 - 15:14	11	12	23
15:15 - 15:29	4	9	13
15:30 - 15:44	4	5	9
15:45 - 15:59	3	2	5
16:00 - 16:14	3	1	4
16:15 - 16:29	7	0	7
16:30 - 16:44	7	1	8
16:45 - 16:59	4	4	8
17:00 - 17:14	4	1	5
17:15 - 17:29	4	2	6
17:30 - 17:44	6	4	10
17:45 - 17:59	4	0	4
18:00 - 18:14	2	5	7
18:15 - 18:29	6	5	11
18:30 - 18:44	4	3	7
18:45 - 18:59	2	2	4
19:00 - 19:14	2	1	3
19:15 - 19:29	1	1	2
19:30 - 19:44	4	1	5
19:45 - 19:59	1	2	3
20:00 - 20:14	1	2	3
20:15 - 20:29	1	3	4

20:30 - 20:44	2	1	3
20:45 - 20:59	1	3	4
21:00 - 21:14	0	2	2
21:15 - 21:29	1	1	2
21:30 - 21:44	0	1	1
21:45 - 21:59	0	0	0
22:00 - 22:14	1	0	1
22:15 - 22:29	0	1	1
22:30 - 22:44	0	2	2
22:45 - 22:59	0	0	0
23:00 - 23:14	0	0	0
23:15 - 23:29	1	0	1
23:30 - 23:44	0	0	0
23:45 - 23:59	0	0	0
Totals	167	195	362

AM Peak Time 07:58 - 08:57 07:28 - 08:27 07:38 - 08:37

AM Peak

Volume	18	56	69
--------	----	----	----

PM Peak Time 14:53 - 15:52 14:37 - 15:36 14:37 - 15:36

PM Peak

Volume	26	32	55
--------	----	----	----





20:30 - 20:44	0	0	0	0	1	2	0	0	0	0	0	0	0	0	0	3
20:45 - 20:59	0	0	0	1	3	0	0	0	0	0	0	0	0	0	0	4
21:00 - 21:14	0	0	1	0	1	0	0	0	0	0	0	0	0	0	0	2
21:15 - 21:29	0	0	0	1	1	0	0	0	0	0	0	0	0	0	0	2
21:30 - 21:44	0	0	0	0	1	0	0	0	0	0	0	0	0	0	0	1
21:45 - 21:59	0	0	0	0	0	0	0	0	0	0	0	0	0	0	0	0
22:00 - 22:14	0	1	0	0	0	0	0	0	0	0	0	0	0	0	0	1
22:15 - 22:29	0	0	0	0	1	0	0	0	0	0	0	0	0	0	0	1
22:30 - 22:44	0	0	0	1	0	1	0	0	0	0	0	0	0	0	0	2
22:45 - 22:59	0	0	0	0	0	0	0	0	0	0	0	0	0	0	0	0
23:00 - 23:14	0	0	0	0	0	0	0	0	0	0	0	0	0	0	0	0
23:15 - 23:29	0	0	0	0	0	1	0	0	0	0	0	0	0	0	0	1
23:30 - 23:44	0	0	0	0	0	0	0	0	0	0	0	0	0	0	0	0
23:45 - 23:59	0	0	0	0	0	0	0	0	0	0	0	0	0	0	0	0
Totals	2	17	32	80	103	98	23	7	0	0	0	0	0	0	0	362
Percent of Total	0.6	4.7	8.8	22.1	28.5	27.1	6.4	1.9	0.0	0.0	0.0	0.0	0.0	0.0	0.0	100
Percent of AM	0.0	5.0	11.4	24.3	26.4	25.7	6.4	0.7	0.0	0.0	0.0	0.0	0.0	0.0	0.0	100
Percent of PM	0.9	4.5	7.2	20.7	29.7	27.9	6.3	2.7	0.0	0.0	0.0	0.0	0.0	0.0	0.0	100

Standard Deviation:	6.8 MPH	85th Percentile:	29.7 MPH
Mean Speed:	23.0 MPH	15th Percentile:	16.2 MPH
Median Speed:	23.4 MPH	90th Percentile:	30.7 MPH
Modal Speed:	23.5 MPH	95th Percentile:	33.5 MPH

Daily Vehicle Volume Report

Study Date: Tuesday, 05/22/2018  
Unit ID: 0156  
Location: SW 19th Street, East of SW 19th Avenue

	Westbound Volume	Eastbound Volume	Total Volume	
00:00 - 00:14	3	0	0	3
00:15 - 00:29	1	2	2	3
00:30 - 00:44	1	0	0	1
00:45 - 00:59	0	0	0	0
01:00 - 01:14	0	0	0	0
01:15 - 01:29	1	1	1	2
01:30 - 01:44	0	0	0	0
01:45 - 01:59	0	2	2	2
02:00 - 02:14	0	0	0	0
02:15 - 02:29	1	0	0	1
02:30 - 02:44	0	1	1	1
02:45 - 02:59	1	0	0	1
03:00 - 03:14	1	0	0	1
03:15 - 03:29	0	0	0	0
03:30 - 03:44	0	1	1	1
03:45 - 03:59	1	1	1	2
04:00 - 04:14	0	0	0	0
04:15 - 04:29	0	0	0	0
04:30 - 04:44	1	0	0	1
04:45 - 04:59	0	0	0	0
05:00 - 05:14	1	1	1	2
05:15 - 05:29	1	1	1	2
05:30 - 05:44	2	3	3	5
05:45 - 05:59	1	2	2	3
06:00 - 06:14	7	4	4	11
06:15 - 06:29	6	2	2	8
06:30 - 06:44	9	1	1	10
06:45 - 06:59	10	5	5	15
07:00 - 07:14	13	5	5	18
07:15 - 07:29	22	6	6	28
07:30 - 07:44	24	11	11	35
07:45 - 07:59	34	21	21	55
08:00 - 08:14	78	28	28	106
08:15 - 08:29	69	41	41	110
08:30 - 08:44	36	11	11	47
08:45 - 08:59	36	12	12	48
09:00 - 09:14	33	7	7	40
09:15 - 09:29	18	12	12	30

09:30 - 09:44	21	9	30
09:45 - 09:59	8	11	19
10:00 - 10:14	9	16	25
10:15 - 10:29	13	32	45
10:30 - 10:44	12	28	40
10:45 - 10:59	12	14	26
11:00 - 11:14	14	8	22
11:15 - 11:29	9	17	26
11:30 - 11:44	9	7	16
11:45 - 11:59	13	12	25
12:00 - 12:14	11	11	22
12:15 - 12:29	19	13	32
12:30 - 12:44	14	3	17
12:45 - 12:59	12	9	21
13:00 - 13:14	16	6	22
13:15 - 13:29	21	8	29
13:30 - 13:44	22	8	30
13:45 - 13:59	18	5	23
14:00 - 14:14	22	4	26
14:15 - 14:29	11	2	13
14:30 - 14:44	16	10	26
14:45 - 14:59	30	4	34
15:00 - 15:14	39	17	56
15:15 - 15:29	37	15	52
15:30 - 15:44	25	12	37
15:45 - 15:59	39	15	54
16:00 - 16:14	30	17	47
16:15 - 16:29	26	14	40
16:30 - 16:44	29	19	48
16:45 - 16:59	39	10	49
17:00 - 17:14	33	13	46
17:15 - 17:29	38	19	57
17:30 - 17:44	35	12	47
17:45 - 17:59	48	16	64
18:00 - 18:14	35	20	55
18:15 - 18:29	26	9	35
18:30 - 18:44	23	13	36
18:45 - 18:59	19	11	30
19:00 - 19:14	17	11	28
19:15 - 19:29	9	14	23
19:30 - 19:44	11	10	21
19:45 - 19:59	7	6	13
20:00 - 20:14	7	10	17
20:15 - 20:29	11	11	22



20:30 - 20:44	9	8	17
20:45 - 20:59	14	8	22
21:00 - 21:14	10	7	17
21:15 - 21:29	6	7	13
21:30 - 21:44	2	3	5
21:45 - 21:59	6	4	10
22:00 - 22:14	9	3	12
22:15 - 22:29	0	6	6
22:30 - 22:44	6	4	10
22:45 - 22:59	3	5	8
23:00 - 23:14	4	1	5
23:15 - 23:29	2	4	6
23:30 - 23:44	2	0	2
23:45 - 23:59	2	3	5
Totals	1401	775	2176

AM Peak Time 07:55 - 08:54 07:43 - 08:42 07:43 - 08:42

AM Peak

Volume	222	103	320
--------	-----	-----	-----

PM Peak Time 17:08 - 18:07 17:19 - 18:18 17:18 - 18:17

PM Peak

Volume	160	70	228
--------	-----	----	-----





20:30 - 20:44	0	0	0	3	5	5	3	0	1	0	0	0	0	0	0	17
20:45 - 20:59	0	0	1	4	7	8	2	0	0	0	0	0	0	0	0	22
21:00 - 21:14	0	0	2	1	9	4	1	0	0	0	0	0	0	0	0	17
21:15 - 21:29	0	0	1	2	6	4	0	0	0	0	0	0	0	0	0	13
21:30 - 21:44	0	0	0	0	3	2	0	0	0	0	0	0	0	0	0	5
21:45 - 21:59	0	0	1	1	5	2	1	0	0	0	0	0	0	0	0	10
22:00 - 22:14	0	0	0	1	5	6	0	0	0	0	0	0	0	0	0	12
22:15 - 22:29	0	0	1	2	0	3	0	0	0	0	0	0	0	0	0	6
22:30 - 22:44	0	2	1	0	3	3	1	0	0	0	0	0	0	0	0	10
22:45 - 22:59	0	0	0	0	4	2	2	0	0	0	0	0	0	0	0	8
23:00 - 23:14	0	1	1	0	1	1	0	1	0	0	0	0	0	0	0	5
23:15 - 23:29	0	1	1	0	4	0	0	0	0	0	0	0	0	0	0	6
23:30 - 23:44	0	0	0	1	0	1	0	0	0	0	0	0	0	0	0	2
23:45 - 23:59	0	0	0	1	3	1	0	0	0	0	0	0	0	0	0	5
Totals	4	23	78	372	897	570	206	19	5	0	0	1	0	0	1	2176
Percent of Total	0.2	1.1	3.6	17.1	41.2	26.2	9.5	0.9	0.2	0.0	0.0	0.0	0.0	0.0	0.0	100
Percent of AM	0.3	0.7	3.8	21.1	40.0	25.2	7.7	1.0	0.0	0.0	0.0	0.0	0.0	0.0	0.1	100
Percent of PM	0.1	1.3	3.4	14.4	42.1	26.9	10.6	0.8	0.4	0.0	0.0	0.1	0.0	0.0	0.0	100

Standard Deviation:	5.8 MPH	85th Percentile:	30.2 MPH
Mean Speed:	24.6 MPH	15th Percentile:	19.0 MPH
Median Speed:	24.4 MPH	90th Percentile:	31.3 MPH
Modal Speed:	23.5 MPH	95th Percentile:	34.0 MPH

Daily Vehicle Volume Report

Study Date: Thursday, 05/10/2018  
Unit ID: 0085  
Location: SW 20th Street, East of SW 19th Avenue

	Westbound Volume	Eastbound Volume	Total Volume	
00:00 - 00:14	0	0	0	0
00:15 - 00:29	0	0	0	0
00:30 - 00:44	0	0	0	0
00:45 - 00:59	0	0	0	0
01:00 - 01:14	0	0	0	0
01:15 - 01:29	0	0	0	0
01:30 - 01:44	0	0	0	0
01:45 - 01:59	0	0	0	0
02:00 - 02:14	0	0	0	0
02:15 - 02:29	0	0	0	0
02:30 - 02:44	0	0	0	0
02:45 - 02:59	0	0	0	0
03:00 - 03:14	0	0	0	0
03:15 - 03:29	0	0	0	0
03:30 - 03:44	0	0	0	0
03:45 - 03:59	0	0	0	0
04:00 - 04:14	0	0	0	0
04:15 - 04:29	0	0	0	0
04:30 - 04:44	0	0	0	0
04:45 - 04:59	0	0	0	0
05:00 - 05:14	0	0	0	0
05:15 - 05:29	0	0	0	0
05:30 - 05:44	0	0	0	0
05:45 - 05:59	0	0	0	0
06:00 - 06:14	0	0	0	0
06:15 - 06:29	0	0	0	0
06:30 - 06:44	0	0	0	0
06:45 - 06:59	0	0	0	0
07:00 - 07:14	1	0	1	1
07:15 - 07:29	1	0	1	1
07:30 - 07:44	1	1	2	2
07:45 - 07:59	2	0	2	2
08:00 - 08:14	5	5	10	10
08:15 - 08:29	3	2	5	5
08:30 - 08:44	2	1	3	3
08:45 - 08:59	2	0	2	2
09:00 - 09:14	0	0	0	0
09:15 - 09:29	2	3	5	5

09:30 - 09:44	0	2	2
09:45 - 09:59	1	0	1
10:00 - 10:14	1	0	1
10:15 - 10:29	0	0	0
10:30 - 10:44	1	1	2
10:45 - 10:59	2	0	2
11:00 - 11:14	0	2	2
11:15 - 11:29	2	0	2
11:30 - 11:44	3	1	4
11:45 - 11:59	0	2	2
12:00 - 12:14	0	2	2
12:15 - 12:29	0	0	0
12:30 - 12:44	0	0	0
12:45 - 12:59	1	0	1
13:00 - 13:14	0	0	0
13:15 - 13:29	2	0	2
13:30 - 13:44	3	2	5
13:45 - 13:59	0	3	3
14:00 - 14:14	1	0	1
14:15 - 14:29	0	0	0
14:30 - 14:44	1	0	1
14:45 - 14:59	1	3	4
15:00 - 15:14	3	0	3
15:15 - 15:29	1	0	1
15:30 - 15:44	1	0	1
15:45 - 15:59	1	0	1
16:00 - 16:14	2	0	2
16:15 - 16:29	1	0	1
16:30 - 16:44	0	1	1
16:45 - 16:59	1	0	1
17:00 - 17:14	1	2	3
17:15 - 17:29	0	0	0
17:30 - 17:44	0	3	3
17:45 - 17:59	0	0	0
18:00 - 18:14	2	1	3
18:15 - 18:29	0	2	2
18:30 - 18:44	0	0	0
18:45 - 18:59	0	2	2
19:00 - 19:14	1	0	1
19:15 - 19:29	0	0	0
19:30 - 19:44	1	2	3
19:45 - 19:59	1	0	1
20:00 - 20:14	0	0	0
20:15 - 20:29	0	0	0

20:30 - 20:44	1	1	2
20:45 - 20:59	1	0	1
21:00 - 21:14	0	0	0
21:15 - 21:29	1	0	1
21:30 - 21:44	1	0	1
21:45 - 21:59	0	0	0
22:00 - 22:14	1	0	1
22:15 - 22:29	0	0	0
22:30 - 22:44	1	0	1
22:45 - 22:59	0	0	0
23:00 - 23:14	1	0	1
23:15 - 23:29	1	0	1
23:30 - 23:44	2	0	2
23:45 - 23:59	0	0	0
Totals	64	44	108

AM Peak Time 07:48 - 08:47 07:19 - 08:18 07:48 - 08:47

AM Peak

Volume	13	8	21
--------	----	---	----

PM Peak Time 12:44 - 13:43 17:19 - 18:18 13:09 - 14:08

PM Peak

Volume	6	6	11
--------	---	---	----







20:30 - 20:44	0	1	0	1	0	0	0	0	0	0	0	0	0	0	0	2
20:45 - 20:59	0	0	0	1	0	0	0	0	0	0	0	0	0	0	0	1
21:00 - 21:14	0	0	0	0	0	0	0	0	0	0	0	0	0	0	0	0
21:15 - 21:29	0	0	0	1	0	0	0	0	0	0	0	0	0	0	0	1
21:30 - 21:44	0	0	0	1	0	0	0	0	0	0	0	0	0	0	0	1
21:45 - 21:59	0	0	0	0	0	0	0	0	0	0	0	0	0	0	0	0
22:00 - 22:14	0	0	0	1	0	0	0	0	0	0	0	0	0	0	0	1
22:15 - 22:29	0	0	0	0	0	0	0	0	0	0	0	0	0	0	0	0
22:30 - 22:44	0	0	0	0	1	0	0	0	0	0	0	0	0	0	0	1
22:45 - 22:59	0	0	0	0	0	0	0	0	0	0	0	0	0	0	0	0
23:00 - 23:14	0	0	0	0	1	0	0	0	0	0	0	0	0	0	0	1
23:15 - 23:29	0	0	0	1	0	0	0	0	0	0	0	0	0	0	0	1
23:30 - 23:44	0	0	0	1	1	0	0	0	0	0	0	0	0	0	0	2
23:45 - 23:59	0	0	0	0	0	0	0	0	0	0	0	0	0	0	0	0
Totals	3	13	24	35	18	14	1	0	0	0	0	0	0	0	0	108
Percent of Total	2.8	12.0	22.2	32.4	16.7	13.0	0.9	0.0	0.0	0.0	0.0	0.0	0.0	0.0	0.0	100
Percent of AM	2.0	16.3	22.4	30.6	22.4	6.1	0.0	0.0	0.0	0.0	0.0	0.0	0.0	0.0	0.0	100
Percent of PM	3.4	8.5	22.0	33.9	11.9	18.6	1.7	0.0	0.0	0.0	0.0	0.0	0.0	0.0	0.0	100

Standard Deviation:	6.7 MPH	85th Percentile:	25.5 MPH
Mean Speed:	18.0 MPH	15th Percentile:	10.9 MPH
Median Speed:	17.9 MPH	90th Percentile:	27.3 MPH
Modal Speed:	18.5 MPH	95th Percentile:	29.3 MPH

Daily Vehicle Volume Report

Study Date: Wednesday, 05/09/2018  
Unit ID: 0061  
Location: SW 21st Street, East of SW 19th Avenue

	Westbound Volume	Eastbound Volume	Total Volume	
00:00 - 00:14	0	0	0	0
00:15 - 00:29	0	0	0	0
00:30 - 00:44	0	0	0	0
00:45 - 00:59	1	0	0	1
01:00 - 01:14	0	0	0	0
01:15 - 01:29	0	0	0	0
01:30 - 01:44	0	0	0	0
01:45 - 01:59	0	0	0	0
02:00 - 02:14	1	0	0	1
02:15 - 02:29	0	0	0	0
02:30 - 02:44	0	0	0	0
02:45 - 02:59	0	0	0	0
03:00 - 03:14	0	0	0	0
03:15 - 03:29	2	1	1	3
03:30 - 03:44	0	0	0	0
03:45 - 03:59	0	1	1	1
04:00 - 04:14	1	0	0	1
04:15 - 04:29	0	0	0	0
04:30 - 04:44	0	0	0	0
04:45 - 04:59	0	0	0	0
05:00 - 05:14	1	0	0	1
05:15 - 05:29	0	0	0	0
05:30 - 05:44	0	0	0	0
05:45 - 05:59	1	0	0	1
06:00 - 06:14	4	1	1	5
06:15 - 06:29	0	1	1	1
06:30 - 06:44	1	7	7	8
06:45 - 06:59	0	4	4	4
07:00 - 07:14	4	5	5	9
07:15 - 07:29	4	8	8	12
07:30 - 07:44	9	10	10	19
07:45 - 07:59	10	21	21	31
08:00 - 08:14	15	27	27	42
08:15 - 08:29	19	31	31	50
08:30 - 08:44	18	23	23	41
08:45 - 08:59	9	20	20	29
09:00 - 09:14	13	8	8	21
09:15 - 09:29	11	6	6	17

09:30 - 09:44	5	5	10
09:45 - 09:59	10	13	23
10:00 - 10:14	9	6	15
10:15 - 10:29	6	4	10
10:30 - 10:44	3	5	8
10:45 - 10:59	8	10	18
11:00 - 11:14	4	4	8
11:15 - 11:29	2	4	6
11:30 - 11:44	9	5	14
11:45 - 11:59	6	8	14
12:00 - 12:14	7	9	16
12:15 - 12:29	9	6	15
12:30 - 12:44	3	7	10
12:45 - 12:59	11	5	16
13:00 - 13:14	5	2	7
13:15 - 13:29	5	5	10
13:30 - 13:44	11	9	20
13:45 - 13:59	10	18	28
14:00 - 14:14	13	7	20
14:15 - 14:29	11	2	13
14:30 - 14:44	6	7	13
14:45 - 14:59	10	9	19
15:00 - 15:14	17	13	30
15:15 - 15:29	17	5	22
15:30 - 15:44	15	8	23
15:45 - 15:59	24	7	31
16:00 - 16:14	21	6	27
16:15 - 16:29	23	5	28
16:30 - 16:44	29	8	37
16:45 - 16:59	27	12	39
17:00 - 17:14	42	14	56
17:15 - 17:29	45	5	50
17:30 - 17:44	58	7	65
17:45 - 17:59	47	12	59
18:00 - 18:14	36	6	42
18:15 - 18:29	27	14	41
18:30 - 18:44	26	4	30
18:45 - 18:59	13	9	22
19:00 - 19:14	17	7	24
19:15 - 19:29	7	7	14
19:30 - 19:44	4	3	7
19:45 - 19:59	3	6	9
20:00 - 20:14	5	4	9
20:15 - 20:29	2	6	8

20:30 - 20:44	3	3	6
20:45 - 20:59	2	4	6
21:00 - 21:14	1	4	5
21:15 - 21:29	2	5	7
21:30 - 21:44	2	4	6
21:45 - 21:59	1	2	3
22:00 - 22:14	2	2	4
22:15 - 22:29	1	1	2
22:30 - 22:44	1	0	1
22:45 - 22:59	0	0	0
23:00 - 23:14	1	0	1
23:15 - 23:29	0	1	1
23:30 - 23:44	2	1	3
23:45 - 23:59	0	1	1
Totals	810	520	1330

AM Peak Time 08:03 - 09:02 07:49 - 08:48 07:49 - 08:48

AM Peak

Volume	65	107	169
--------	----	-----	-----

PM Peak Time 16:58 - 17:57 16:49 - 17:48 16:58 - 17:57

PM Peak

Volume	193	42	231
--------	-----	----	-----

Daily Total Speeds (MPH)

Study Date: Wednesday, 05/09/2018  
 Unit ID: 0061  
 Location: SW 21st Street, East of SW 19th Avenue

	1-5	6-10	11-15	16-20	21-25	26-30	31-35	36-40	41-45	46-50	51-55	56-60	61-65	66-70	71-99	Total
00:00 - 00:14	0	0	0	0	0	0	0	0	0	0	0	0	0	0	0	0
00:15 - 00:29	0	0	0	0	0	0	0	0	0	0	0	0	0	0	0	0
00:30 - 00:44	0	0	0	0	0	0	0	0	0	0	0	0	0	0	0	0
00:45 - 00:59	0	0	0	0	1	0	0	0	0	0	0	0	0	0	0	1
01:00 - 01:14	0	0	0	0	0	0	0	0	0	0	0	0	0	0	0	0
01:15 - 01:29	0	0	0	0	0	0	0	0	0	0	0	0	0	0	0	0
01:30 - 01:44	0	0	0	0	0	0	0	0	0	0	0	0	0	0	0	0
01:45 - 01:59	0	0	0	0	0	0	0	0	0	0	0	0	0	0	0	0
02:00 - 02:14	0	0	0	0	1	0	0	0	0	0	0	0	0	0	0	1
02:15 - 02:29	0	0	0	0	0	0	0	0	0	0	0	0	0	0	0	0
02:30 - 02:44	0	0	0	0	0	0	0	0	0	0	0	0	0	0	0	0
02:45 - 02:59	0	0	0	0	0	0	0	0	0	0	0	0	0	0	0	0
03:00 - 03:14	0	0	0	0	0	0	0	0	0	0	0	0	0	0	0	0
03:15 - 03:29	0	0	0	0	1	1	1	0	0	0	0	0	0	0	0	3
03:30 - 03:44	0	0	0	0	0	0	0	0	0	0	0	0	0	0	0	0
03:45 - 03:59	0	0	0	0	0	0	0	1	0	0	0	0	0	0	0	1
04:00 - 04:14	0	0	0	0	0	1	0	0	0	0	0	0	0	0	0	1
04:15 - 04:29	0	0	0	0	0	0	0	0	0	0	0	0	0	0	0	0
04:30 - 04:44	0	0	0	0	0	0	0	0	0	0	0	0	0	0	0	0
04:45 - 04:59	0	0	0	0	0	0	0	0	0	0	0	0	0	0	0	0
05:00 - 05:14	0	0	0	1	0	0	0	0	0	0	0	0	0	0	0	1
05:15 - 05:29	0	0	0	0	0	0	0	0	0	0	0	0	0	0	0	0
05:30 - 05:44	0	0	0	0	0	0	0	0	0	0	0	0	0	0	0	0
05:45 - 05:59	0	0	0	0	1	0	0	0	0	0	0	0	0	0	0	1
06:00 - 06:14	0	0	0	1	2	0	1	0	1	0	0	0	0	0	0	5
06:15 - 06:29	0	0	0	0	0	0	0	1	0	0	0	0	0	0	0	1
06:30 - 06:44	0	0	0	0	1	3	2	1	1	0	0	0	0	0	0	8
06:45 - 06:59	0	0	0	0	1	1	2	0	0	0	0	0	0	0	0	4
07:00 - 07:14	0	0	0	1	1	3	3	1	0	0	0	0	0	0	0	9
07:15 - 07:29	0	0	1	2	2	1	3	1	2	0	0	0	0	0	0	12
07:30 - 07:44	0	0	0	1	1	5	6	4	0	2	0	0	0	0	0	19
07:45 - 07:59	0	0	0	3	1	10	9	3	4	1	0	0	0	0	0	31
08:00 - 08:14	0	0	0	1	4	18	7	7	5	0	0	0	0	0	0	42
08:15 - 08:29	0	0	0	3	10	20	7	8	1	1	0	0	0	0	0	50
08:30 - 08:44	0	0	0	2	6	16	7	7	3	0	0	0	0	0	0	41
08:45 - 08:59	0	0	0	2	3	5	11	5	2	1	0	0	0	0	0	29
09:00 - 09:14	0	2	2	2	5	3	3	2	2	0	0	0	0	0	0	21
09:15 - 09:29	0	0	1	1	6	5	2	1	1	0	0	0	0	0	0	17



20:30 - 20:44	0	0	0	0	0	4	1	1	0	0	0	0	0	0	0	6
20:45 - 20:59	0	0	0	0	3	0	3	0	0	0	0	0	0	0	0	6
21:00 - 21:14	0	0	0	0	1	2	2	0	0	0	0	0	0	0	0	5
21:15 - 21:29	0	0	0	2	2	1	1	1	0	0	0	0	0	0	0	7
21:30 - 21:44	0	0	0	0	2	1	0	3	0	0	0	0	0	0	0	6
21:45 - 21:59	0	0	0	1	1	0	1	0	0	0	0	0	0	0	0	3
22:00 - 22:14	0	0	0	2	0	1	1	0	0	0	0	0	0	0	0	4
22:15 - 22:29	0	0	0	0	1	1	0	0	0	0	0	0	0	0	0	2
22:30 - 22:44	0	0	0	0	1	0	0	0	0	0	0	0	0	0	0	1
22:45 - 22:59	0	0	0	0	0	0	0	0	0	0	0	0	0	0	0	0
23:00 - 23:14	0	0	1	0	0	0	0	0	0	0	0	0	0	0	0	1
23:15 - 23:29	0	0	0	0	0	0	1	0	0	0	0	0	0	0	0	1
23:30 - 23:44	0	0	0	2	0	0	1	0	0	0	0	0	0	0	0	3
23:45 - 23:59	0	0	0	0	0	0	0	1	0	0	0	0	0	0	0	1
Totals	0	4	24	86	335	469	235	113	51	12	1	0	0	0	0	1330
Percent of Total	0.0	0.3	1.8	6.5	25.2	35.3	17.7	8.5	3.8	0.9	0.1	0.0	0.0	0.0	0.0	100
Percent of AM	0.0	0.5	2.4	7.8	18.9	28.5	21.9	12.5	6.1	1.4	0.0	0.0	0.0	0.0	0.0	100
Percent of PM	0.0	0.2	1.5	5.8	28.1	38.4	15.7	6.6	2.8	0.7	0.1	0.0	0.0	0.0	0.0	100

Standard Deviation:	6.8 MPH	85th Percentile:	35.5 MPH
Mean Speed:	28.8 MPH	15th Percentile:	22.3 MPH
Median Speed:	28.3 MPH	90th Percentile:	37.9 MPH
Modal Speed:	28.5 MPH	95th Percentile:	40.9 MPH



Daily Vehicle Volume Report

Study Date: Wednesday, 05/09/2018  
Unit ID: 0150  
Location: SW 21st Terrace, East of SW 19th Avenue

	Westbound Volume	Eastbound Volume	Total Volume	
00:00 - 00:14	0	0	0	0
00:15 - 00:29	0	0	0	0
00:30 - 00:44	0	0	0	0
00:45 - 00:59	1	0	0	1
01:00 - 01:14	0	0	0	0
01:15 - 01:29	0	1	1	1
01:30 - 01:44	0	0	0	0
01:45 - 01:59	0	0	0	0
02:00 - 02:14	0	0	0	0
02:15 - 02:29	0	0	0	0
02:30 - 02:44	0	0	0	0
02:45 - 02:59	0	0	0	0
03:00 - 03:14	0	0	0	0
03:15 - 03:29	0	0	0	0
03:30 - 03:44	0	0	0	0
03:45 - 03:59	0	0	0	0
04:00 - 04:14	0	0	0	0
04:15 - 04:29	1	0	0	1
04:30 - 04:44	0	0	0	0
04:45 - 04:59	0	0	0	0
05:00 - 05:14	0	0	0	0
05:15 - 05:29	0	0	0	0
05:30 - 05:44	0	0	0	0
05:45 - 05:59	0	0	0	0
06:00 - 06:14	1	0	0	1
06:15 - 06:29	0	1	1	1
06:30 - 06:44	2	1	1	3
06:45 - 06:59	2	2	2	4
07:00 - 07:14	5	2	2	7
07:15 - 07:29	3	4	4	7
07:30 - 07:44	7	2	2	9
07:45 - 07:59	10	8	8	18
08:00 - 08:14	11	4	4	15
08:15 - 08:29	8	7	7	15
08:30 - 08:44	13	9	9	22
08:45 - 08:59	10	7	7	17
09:00 - 09:14	11	5	5	16
09:15 - 09:29	7	8	8	15

09:30 - 09:44	7	9	16
09:45 - 09:59	9	9	18
10:00 - 10:14	9	8	17
10:15 - 10:29	10	6	16
10:30 - 10:44	3	5	8
10:45 - 10:59	4	8	12
11:00 - 11:14	6	9	15
11:15 - 11:29	6	3	9
11:30 - 11:44	4	8	12
11:45 - 11:59	3	6	9
12:00 - 12:14	8	5	13
12:15 - 12:29	18	7	25
12:30 - 12:44	8	5	13
12:45 - 12:59	11	2	13
13:00 - 13:14	4	7	11
13:15 - 13:29	8	7	15
13:30 - 13:44	5	10	15
13:45 - 13:59	10	5	15
14:00 - 14:14	8	6	14
14:15 - 14:29	8	16	24
14:30 - 14:44	8	10	18
14:45 - 14:59	13	11	24
15:00 - 15:14	14	13	27
15:15 - 15:29	9	9	18
15:30 - 15:44	11	13	24
15:45 - 15:59	4	10	14
16:00 - 16:14	10	12	22
16:15 - 16:29	7	15	22
16:30 - 16:44	7	12	19
16:45 - 16:59	7	14	21
17:00 - 17:14	9	16	25
17:15 - 17:29	8	18	26
17:30 - 17:44	12	20	32
17:45 - 17:59	11	15	26
18:00 - 18:14	11	13	24
18:15 - 18:29	11	9	20
18:30 - 18:44	13	9	22
18:45 - 18:59	13	3	16
19:00 - 19:14	8	5	13
19:15 - 19:29	9	5	14
19:30 - 19:44	12	3	15
19:45 - 19:59	4	1	5
20:00 - 20:14	4	5	9
20:15 - 20:29	3	5	8

20:30 - 20:44	2	4	6
20:45 - 20:59	5	1	6
21:00 - 21:14	4	1	5
21:15 - 21:29	3	6	9
21:30 - 21:44	1	1	2
21:45 - 21:59	3	3	6
22:00 - 22:14	2	4	6
22:15 - 22:29	2	0	2
22:30 - 22:44	3	1	4
22:45 - 22:59	4	2	6
23:00 - 23:14	4	0	4
23:15 - 23:29	1	0	1
23:30 - 23:44	0	0	0
23:45 - 23:59	0	2	2
Totals	493	473	966

AM Peak Time 07:48 - 08:47 09:23 - 10:22 07:54 - 08:53

AM Peak

Volume	46	37	77
--------	----	----	----

PM Peak Time 14:39 - 15:38 17:03 - 18:02 17:03 - 18:02

PM Peak

Volume	50	73	115
--------	----	----	-----





20:30 - 20:44	0	0	0	1	2	2	1	0	0	0	0	0	0	0	0	6
20:45 - 20:59	0	1	0	2	2	0	1	0	0	0	0	0	0	0	0	6
21:00 - 21:14	0	0	1	1	1	2	0	0	0	0	0	0	0	0	0	5
21:15 - 21:29	0	0	1	1	4	3	0	0	0	0	0	0	0	0	0	9
21:30 - 21:44	0	0	0	0	0	1	1	0	0	0	0	0	0	0	0	2
21:45 - 21:59	0	0	0	1	1	3	1	0	0	0	0	0	0	0	0	6
22:00 - 22:14	0	0	0	0	4	1	1	0	0	0	0	0	0	0	0	6
22:15 - 22:29	0	0	1	1	0	0	0	0	0	0	0	0	0	0	0	2
22:30 - 22:44	0	0	0	0	0	3	0	1	0	0	0	0	0	0	0	4
22:45 - 22:59	0	0	0	2	2	1	1	0	0	0	0	0	0	0	0	6
23:00 - 23:14	0	0	1	0	2	1	0	0	0	0	0	0	0	0	0	4
23:15 - 23:29	0	0	0	0	1	0	0	0	0	0	0	0	0	0	0	1
23:30 - 23:44	0	0	0	0	0	0	0	0	0	0	0	0	0	0	0	0
23:45 - 23:59	0	0	0	1	0	1	0	0	0	0	0	0	0	0	0	2
Totals	2	8	24	65	208	333	236	77	11	2	0	0	0	0	0	966
Percent of Total	0.2	0.8	2.5	6.7	21.5	34.5	24.4	8.0	1.1	0.2	0.0	0.0	0.0	0.0	0.0	100
Percent of AM	0.0	0.7	2.5	8.4	19.3	35.1	25.6	7.7	0.7	0.0	0.0	0.0	0.0	0.0	0.0	100
Percent of PM	0.3	0.9	2.5	6.0	22.5	34.2	23.9	8.1	1.3	0.3	0.0	0.0	0.0	0.0	0.0	100

Standard Deviation:	6.5 MPH	85th Percentile:	34.8 MPH
Mean Speed:	28.4 MPH	15th Percentile:	22.1 MPH
Median Speed:	28.6 MPH	90th Percentile:	35.8 MPH
Modal Speed:	28.5 MPH	95th Percentile:	38.7 MPH

Daily Vehicle Volume Report

Study Date: Wednesday, 05/16/2018  
Unit ID: 0085  
Location: SW 18th Avenue, South of SW 10th Street

	Southbound Volume	Northbound Volume	Total Volume
00:00 - 00:14	0	1	1
00:15 - 00:29	0	2	2
00:30 - 00:44	1	0	1
00:45 - 00:59	0	2	2
01:00 - 01:14	1	1	2
01:15 - 01:29	0	1	1
01:30 - 01:44	0	1	1
01:45 - 01:59	0	3	3
02:00 - 02:14	0	2	2
02:15 - 02:29	0	0	0
02:30 - 02:44	1	1	2
02:45 - 02:59	0	0	0
03:00 - 03:14	1	0	1
03:15 - 03:29	0	0	0
03:30 - 03:44	1	0	1
03:45 - 03:59	0	3	3
04:00 - 04:14	0	0	0
04:15 - 04:29	0	1	1
04:30 - 04:44	1	0	1
04:45 - 04:59	2	1	3
05:00 - 05:14	0	0	0
05:15 - 05:29	0	1	1
05:30 - 05:44	0	3	3
05:45 - 05:59	3	6	9
06:00 - 06:14	2	6	8
06:15 - 06:29	1	8	9
06:30 - 06:44	4	8	12
06:45 - 06:59	1	4	5
07:00 - 07:14	3	8	11
07:15 - 07:29	6	9	15
07:30 - 07:44	11	10	21
07:45 - 07:59	8	19	27
08:00 - 08:14	6	13	19
08:15 - 08:29	13	19	32
08:30 - 08:44	12	17	29
08:45 - 08:59	5	9	14
09:00 - 09:14	4	5	9
09:15 - 09:29	4	9	13

09:30 - 09:44	5	6	11
09:45 - 09:59	2	9	11
10:00 - 10:14	4	15	19
10:15 - 10:29	6	10	16
10:30 - 10:44	7	5	12
10:45 - 10:59	9	6	15
11:00 - 11:14	7	7	14
11:15 - 11:29	3	7	10
11:30 - 11:44	4	7	11
11:45 - 11:59	16	8	24
12:00 - 12:14	8	3	11
12:15 - 12:29	5	10	15
12:30 - 12:44	10	8	18
12:45 - 12:59	3	9	12
13:00 - 13:14	7	9	16
13:15 - 13:29	8	10	18
13:30 - 13:44	7	11	18
13:45 - 13:59	8	10	18
14:00 - 14:14	6	11	17
14:15 - 14:29	4	10	14
14:30 - 14:44	4	12	16
14:45 - 14:59	10	6	16
15:00 - 15:14	7	17	24
15:15 - 15:29	5	14	19
15:30 - 15:44	10	6	16
15:45 - 15:59	6	15	21
16:00 - 16:14	11	9	20
16:15 - 16:29	10	17	27
16:30 - 16:44	11	13	24
16:45 - 16:59	6	12	18
17:00 - 17:14	7	33	40
17:15 - 17:29	9	23	32
17:30 - 17:44	8	33	41
17:45 - 17:59	7	14	21
18:00 - 18:14	10	16	26
18:15 - 18:29	3	16	19
18:30 - 18:44	4	10	14
18:45 - 18:59	12	9	21
19:00 - 19:14	6	10	16
19:15 - 19:29	6	6	12
19:30 - 19:44	7	7	14
19:45 - 19:59	3	9	12
20:00 - 20:14	5	13	18
20:15 - 20:29	8	9	17



20:30 - 20:44	5	5	10
20:45 - 20:59	8	8	16
21:00 - 21:14	4	8	12
21:15 - 21:29	6	6	12
21:30 - 21:44	4	7	11
21:45 - 21:59	4	8	12
22:00 - 22:14	6	4	10
22:15 - 22:29	1	2	3
22:30 - 22:44	0	2	2
22:45 - 22:59	3	8	11
23:00 - 23:14	1	5	6
23:15 - 23:29	3	4	7
23:30 - 23:44	4	1	5
23:45 - 23:59	2	3	5
Totals	446	744	1190

AM Peak Time 07:26 - 08:25 07:38 - 08:37 07:38 - 08:37

AM Peak

Volume	40	72	110
--------	----	----	-----

PM Peak Time 15:58 - 16:57 16:57 - 17:56 16:55 - 17:54

PM Peak

Volume	41	103	136
--------	----	-----	-----





20:30 - 20:44	0	0	1	2	4	2	0	0	1	0	0	0	0	0	0	10
20:45 - 20:59	0	1	4	4	5	1	1	0	0	0	0	0	0	0	0	16
21:00 - 21:14	0	0	1	2	5	3	1	0	0	0	0	0	0	0	0	12
21:15 - 21:29	0	0	1	2	7	1	0	1	0	0	0	0	0	0	0	12
21:30 - 21:44	0	0	0	3	5	2	1	0	0	0	0	0	0	0	0	11
21:45 - 21:59	0	0	1	3	5	3	0	0	0	0	0	0	0	0	0	12
22:00 - 22:14	0	0	1	3	2	4	0	0	0	0	0	0	0	0	0	10
22:15 - 22:29	0	0	0	0	3	0	0	0	0	0	0	0	0	0	0	3
22:30 - 22:44	0	0	0	2	0	0	0	0	0	0	0	0	0	0	0	2
22:45 - 22:59	0	0	0	4	3	1	1	2	0	0	0	0	0	0	0	11
23:00 - 23:14	0	0	0	2	2	2	0	0	0	0	0	0	0	0	0	6
23:15 - 23:29	0	0	1	2	2	2	0	0	0	0	0	0	0	0	0	7
23:30 - 23:44	0	0	2	0	1	2	0	0	0	0	0	0	0	0	0	5
23:45 - 23:59	0	0	0	1	1	1	2	0	0	0	0	0	0	0	0	5
Totals	1	9	60	284	504	226	85	13	5	2	1	0	0	0	0	1190
Percent of Total	0.1	0.8	5.0	23.9	42.4	19.0	7.1	1.1	0.4	0.2	0.1	0.0	0.0	0.0	0.0	100
Percent of AM	0.0	1.5	3.9	18.9	38.6	23.6	11.1	1.5	0.7	0.2	0.0	0.0	0.0	0.0	0.0	100
Percent of PM	0.1	0.4	5.6	26.4	44.3	16.6	5.1	0.9	0.3	0.1	0.1	0.0	0.0	0.0	0.0	100

Standard Deviation:	5.7 MPH	85th Percentile:	29.4 MPH
Mean Speed:	23.6 MPH	15th Percentile:	17.9 MPH
Median Speed:	23.4 MPH	90th Percentile:	30.7 MPH
Modal Speed:	23.5 MPH	95th Percentile:	33.7 MPH

Daily Vehicle Volume Report

Study Date: Wednesday, 05/16/2018  
Unit ID: 0163  
Location: SW 18th Avenue, South of SW 16th Terrace

	Southbound Volume	Northbound Volume	Total Volume
00:00 - 00:14	0	0	0
00:15 - 00:29	0	0	0
00:30 - 00:44	0	0	0
00:45 - 00:59	0	0	0
01:00 - 01:14	1	0	1
01:15 - 01:29	0	0	0
01:30 - 01:44	0	0	0
01:45 - 01:59	0	0	0
02:00 - 02:14	0	0	0
02:15 - 02:29	0	0	0
02:30 - 02:44	0	0	0
02:45 - 02:59	0	0	0
03:00 - 03:14	0	0	0
03:15 - 03:29	1	0	1
03:30 - 03:44	0	0	0
03:45 - 03:59	0	0	0
04:00 - 04:14	0	0	0
04:15 - 04:29	0	0	0
04:30 - 04:44	0	1	1
04:45 - 04:59	0	0	0
05:00 - 05:14	1	0	1
05:15 - 05:29	0	1	1
05:30 - 05:44	0	0	0
05:45 - 05:59	1	0	1
06:00 - 06:14	0	1	1
06:15 - 06:29	1	0	1
06:30 - 06:44	1	4	5
06:45 - 06:59	3	3	6
07:00 - 07:14	2	4	6
07:15 - 07:29	2	0	2
07:30 - 07:44	6	3	9
07:45 - 07:59	4	9	13
08:00 - 08:14	5	12	17
08:15 - 08:29	8	10	18
08:30 - 08:44	6	8	14
08:45 - 08:59	3	3	6
09:00 - 09:14	5	7	12
09:15 - 09:29	0	3	3

09:30 - 09:44	5	3	8
09:45 - 09:59	2	1	3
10:00 - 10:14	3	1	4
10:15 - 10:29	1	3	4
10:30 - 10:44	1	4	5
10:45 - 10:59	10	3	13
11:00 - 11:14	6	4	10
11:15 - 11:29	2	6	8
11:30 - 11:44	0	4	4
11:45 - 11:59	5	3	8
12:00 - 12:14	3	5	8
12:15 - 12:29	3	1	4
12:30 - 12:44	4	3	7
12:45 - 12:59	5	2	7
13:00 - 13:14	1	4	5
13:15 - 13:29	7	6	13
13:30 - 13:44	5	4	9
13:45 - 13:59	9	6	15
14:00 - 14:14	8	9	17
14:15 - 14:29	9	4	13
14:30 - 14:44	5	5	10
14:45 - 14:59	6	3	9
15:00 - 15:14	7	14	21
15:15 - 15:29	4	7	11
15:30 - 15:44	9	5	14
15:45 - 15:59	6	3	9
16:00 - 16:14	7	0	7
16:15 - 16:29	3	5	8
16:30 - 16:44	9	8	17
16:45 - 16:59	4	3	7
17:00 - 17:14	2	7	9
17:15 - 17:29	9	8	17
17:30 - 17:44	10	7	17
17:45 - 17:59	3	6	9
18:00 - 18:14	8	7	15
18:15 - 18:29	2	1	3
18:30 - 18:44	4	6	10
18:45 - 18:59	5	5	10
19:00 - 19:14	4	1	5
19:15 - 19:29	4	8	12
19:30 - 19:44	7	1	8
19:45 - 19:59	4	6	10
20:00 - 20:14	4	3	7
20:15 - 20:29	7	5	12

20:30 - 20:44	5	3	8
20:45 - 20:59	4	2	6
21:00 - 21:14	2	3	5
21:15 - 21:29	2	2	4
21:30 - 21:44	3	1	4
21:45 - 21:59	3	4	7
22:00 - 22:14	4	0	4
22:15 - 22:29	1	0	1
22:30 - 22:44	2	0	2
22:45 - 22:59	0	1	1
23:00 - 23:14	1	2	3
23:15 - 23:29	1	1	2
23:30 - 23:44	0	1	1
23:45 - 23:59	4	2	6
Totals	304	291	595

AM Peak Time 07:38 - 08:37 07:39 - 08:38 07:39 - 08:38  
AM Peak  
Volume 27 40 67

PM Peak Time 13:34 - 14:33 14:21 - 15:20 13:35 - 14:34  
PM Peak  
Volume 35 32 60







20:30 - 20:44	0	0	1	2	5	0	0	0	0	0	0	0	0	0	0	8
20:45 - 20:59	0	0	0	2	4	0	0	0	0	0	0	0	0	0	0	6
21:00 - 21:14	0	0	1	2	2	0	0	0	0	0	0	0	0	0	0	5
21:15 - 21:29	0	0	1	0	2	0	1	0	0	0	0	0	0	0	0	4
21:30 - 21:44	0	0	0	2	2	0	0	0	0	0	0	0	0	0	0	4
21:45 - 21:59	0	1	0	4	0	2	0	0	0	0	0	0	0	0	0	7
22:00 - 22:14	0	0	1	2	0	0	1	0	0	0	0	0	0	0	0	4
22:15 - 22:29	0	0	0	0	1	0	0	0	0	0	0	0	0	0	0	1
22:30 - 22:44	0	0	1	1	0	0	0	0	0	0	0	0	0	0	0	2
22:45 - 22:59	0	0	0	0	1	0	0	0	0	0	0	0	0	0	0	1
23:00 - 23:14	0	0	0	1	2	0	0	0	0	0	0	0	0	0	0	3
23:15 - 23:29	0	1	0	0	0	1	0	0	0	0	0	0	0	0	0	2
23:30 - 23:44	0	0	0	1	0	0	0	0	0	0	0	0	0	0	0	1
23:45 - 23:59	0	1	1	1	3	0	0	0	0	0	0	0	0	0	0	6
Totals	1	10	67	227	214	64	10	1	1	0	0	0	0	0	0	595
Percent of Total	0.2	1.7	11.3	38.2	36.0	10.8	1.7	0.2	0.2	0.0	0.0	0.0	0.0	0.0	0.0	100
Percent of AM	0.0	0.5	11.8	40.9	37.1	8.1	1.1	0.0	0.5	0.0	0.0	0.0	0.0	0.0	0.0	100
Percent of PM	0.2	2.2	11.0	36.9	35.5	12.0	2.0	0.2	0.0	0.0	0.0	0.0	0.0	0.0	0.0	100

Standard Deviation:	5.1 MPH	85th Percentile:	25.7 MPH
Mean Speed:	20.9 MPH	15th Percentile:	16.2 MPH
Median Speed:	20.8 MPH	90th Percentile:	27.3 MPH
Modal Speed:	18.5 MPH	95th Percentile:	29.6 MPH

Daily Vehicle Volume Report

Study Date: Wednesday, 05/16/2018  
Unit ID: 0175  
Location: SW 9th Street, West of SW 17th Avenue

	Westbound Volume	Eastbound Volume	Total Volume	
00:00 - 00:14	0	0	1	1
00:15 - 00:29	4	0	2	6
00:30 - 00:44	2	0	0	2
00:45 - 00:59	4	0	2	6
01:00 - 01:14	1	0	0	1
01:15 - 01:29	7	0	1	8
01:30 - 01:44	2	0	0	2
01:45 - 01:59	2	0	0	2
02:00 - 02:14	1	0	0	1
02:15 - 02:29	2	0	0	2
02:30 - 02:44	0	0	0	0
02:45 - 02:59	0	0	0	0
03:00 - 03:14	0	0	0	0
03:15 - 03:29	0	0	0	0
03:30 - 03:44	1	0	0	1
03:45 - 03:59	1	0	0	1
04:00 - 04:14	1	0	0	1
04:15 - 04:29	1	0	0	1
04:30 - 04:44	0	1	1	1
04:45 - 04:59	1	1	1	2
05:00 - 05:14	3	0	0	3
05:15 - 05:29	3	0	0	3
05:30 - 05:44	2	1	1	3
05:45 - 05:59	3	2	2	5
06:00 - 06:14	2	1	1	3
06:15 - 06:29	3	1	1	4
06:30 - 06:44	13	4	4	17
06:45 - 06:59	4	4	4	8
07:00 - 07:14	4	4	4	8
07:15 - 07:29	8	5	5	13
07:30 - 07:44	12	8	8	20
07:45 - 07:59	10	8	8	18
08:00 - 08:14	16	3	3	19
08:15 - 08:29	13	9	9	22
08:30 - 08:44	15	5	5	20
08:45 - 08:59	7	7	7	14
09:00 - 09:14	8	0	0	8
09:15 - 09:29	11	9	9	20

09:30 - 09:44	21	2	23
09:45 - 09:59	12	0	12
10:00 - 10:14	7	2	9
10:15 - 10:29	15	8	23
10:30 - 10:44	13	3	16
10:45 - 10:59	15	2	17
11:00 - 11:14	12	1	13
11:15 - 11:29	12	3	15
11:30 - 11:44	14	2	16
11:45 - 11:59	12	4	16
12:00 - 12:14	20	4	24
12:15 - 12:29	20	5	25
12:30 - 12:44	19	3	22
12:45 - 12:59	14	2	16
13:00 - 13:14	16	1	17
13:15 - 13:29	22	2	24
13:30 - 13:44	18	0	18
13:45 - 13:59	15	7	22
14:00 - 14:14	19	5	24
14:15 - 14:29	18	6	24
14:30 - 14:44	11	6	17
14:45 - 14:59	21	6	27
15:00 - 15:14	21	4	25
15:15 - 15:29	19	11	30
15:30 - 15:44	22	9	31
15:45 - 15:59	14	3	17
16:00 - 16:14	7	3	10
16:15 - 16:29	4	5	9
16:30 - 16:44	9	8	17
16:45 - 16:59	7	2	9
17:00 - 17:14	7	5	12
17:15 - 17:29	6	2	8
17:30 - 17:44	5	3	8
17:45 - 17:59	9	5	14
18:00 - 18:14	6	2	8
18:15 - 18:29	4	7	11
18:30 - 18:44	7	2	9
18:45 - 18:59	9	4	13
19:00 - 19:14	9	3	12
19:15 - 19:29	10	3	13
19:30 - 19:44	12	1	13
19:45 - 19:59	19	3	22
20:00 - 20:14	11	2	13
20:15 - 20:29	10	2	12

20:30 - 20:44	20	1	21
20:45 - 20:59	7	1	8
21:00 - 21:14	8	3	11
21:15 - 21:29	12	0	12
21:30 - 21:44	7	2	9
21:45 - 21:59	11	3	14
22:00 - 22:14	5	1	6
22:15 - 22:29	7	1	8
22:30 - 22:44	11	4	15
22:45 - 22:59	8	2	10
23:00 - 23:14	7	2	9
23:15 - 23:29	8	5	13
23:30 - 23:44	7	1	8
23:45 - 23:59	11	0	11
Totals	869	268	1137

AM Peak Time 10:27 - 11:26 07:20 - 08:19 07:32 - 08:31

AM Peak

Volume	57	29	82
--------	----	----	----

PM Peak Time 14:42 - 15:41 14:37 - 15:36 14:42 - 15:41

PM Peak

Volume	85	31	115
--------	----	----	-----





20:30 - 20:44	0	1	4	2	11	3	0	0	0	0	0	0	0	0	0	21
20:45 - 20:59	0	0	2	4	2	0	0	0	0	0	0	0	0	0	0	8
21:00 - 21:14	0	1	0	6	1	3	0	0	0	0	0	0	0	0	0	11
21:15 - 21:29	0	0	0	6	5	0	1	0	0	0	0	0	0	0	0	12
21:30 - 21:44	0	0	2	6	1	0	0	0	0	0	0	0	0	0	0	9
21:45 - 21:59	0	2	0	4	7	1	0	0	0	0	0	0	0	0	0	14
22:00 - 22:14	0	0	0	1	1	4	0	0	0	0	0	0	0	0	0	6
22:15 - 22:29	0	0	1	5	1	1	0	0	0	0	0	0	0	0	0	8
22:30 - 22:44	0	1	3	5	4	2	0	0	0	0	0	0	0	0	0	15
22:45 - 22:59	0	0	1	5	3	1	0	0	0	0	0	0	0	0	0	10
23:00 - 23:14	0	1	3	1	3	1	0	0	0	0	0	0	0	0	0	9
23:15 - 23:29	0	3	0	5	4	0	1	0	0	0	0	0	0	0	0	13
23:30 - 23:44	0	1	1	3	2	1	0	0	0	0	0	0	0	0	0	8
23:45 - 23:59	0	1	2	4	2	2	0	0	0	0	0	0	0	0	0	11
Totals	13	52	135	332	415	147	38	4	1	0	0	0	0	0	0	1137
Percent of Total	1.1	4.6	11.9	29.2	36.5	12.9	3.3	0.4	0.1	0.0	0.0	0.0	0.0	0.0	0.0	100
Percent of AM	0.7	4.7	8.9	25.4	39.4	15.5	4.9	0.2	0.2	0.0	0.0	0.0	0.0	0.0	0.0	100
Percent of PM	1.4	4.5	13.5	31.3	34.9	11.5	2.5	0.4	0.0	0.0	0.0	0.0	0.0	0.0	0.0	100

Standard Deviation:	6.1 MPH	85th Percentile:	26.6 MPH
Mean Speed:	21.0 MPH	15th Percentile:	14.9 MPH
Median Speed:	21.4 MPH	90th Percentile:	28.6 MPH
Modal Speed:	23.5 MPH	95th Percentile:	30.5 MPH



Daily Vehicle Volume Report

Study Date: Tuesday, 05/22/2018  
Unit ID: 0162  
Location: SW 10th Street, West of SW 17th Avenue

	Westbound Volume	Eastbound Volume	Total Volume	
00:00 - 00:14	2	1	3	
00:15 - 00:29	2	0	2	
00:30 - 00:44	2	0	2	
00:45 - 00:59	1	1	2	
01:00 - 01:14	1	0	1	
01:15 - 01:29	1	0	1	
01:30 - 01:44	1	0	1	
01:45 - 01:59	0	0	0	
02:00 - 02:14	0	0	0	
02:15 - 02:29	1	0	1	
02:30 - 02:44	1	1	2	
02:45 - 02:59	1	0	1	
03:00 - 03:14	0	0	0	
03:15 - 03:29	0	0	0	
03:30 - 03:44	1	0	1	
03:45 - 03:59	1	0	1	
04:00 - 04:14	0	0	0	
04:15 - 04:29	0	0	0	
04:30 - 04:44	0	2	2	
04:45 - 04:59	0	0	0	
05:00 - 05:14	1	0	1	
05:15 - 05:29	1	0	1	
05:30 - 05:44	2	2	4	
05:45 - 05:59	1	0	1	
06:00 - 06:14	0	1	1	
06:15 - 06:29	4	2	6	
06:30 - 06:44	3	2	5	
06:45 - 06:59	1	1	2	
07:00 - 07:14	6	7	13	
07:15 - 07:29	6	6	12	
07:30 - 07:44	9	10	19	
07:45 - 07:59	21	15	36	
08:00 - 08:14	13	8	21	
08:15 - 08:29	16	6	22	
08:30 - 08:44	6	12	18	
08:45 - 08:59	3	4	7	
09:00 - 09:14	7	1	8	
09:15 - 09:29	7	5	12	

09:30 - 09:44	4	3	7
09:45 - 09:59	5	3	8
10:00 - 10:14	3	2	5
10:15 - 10:29	5	2	7
10:30 - 10:44	7	2	9
10:45 - 10:59	2	0	2
11:00 - 11:14	1	0	1
11:15 - 11:29	0	0	0
11:30 - 11:44	0	0	0
11:45 - 11:59	0	0	0
12:00 - 12:14	2	0	2
12:15 - 12:29	4	0	4
12:30 - 12:44	1	1	2
12:45 - 12:59	2	2	4
13:00 - 13:14	9	2	11
13:15 - 13:29	1	0	1
13:30 - 13:44	0	0	0
13:45 - 13:59	2	0	2
14:00 - 14:14	8	1	9
14:15 - 14:29	8	1	9
14:30 - 14:44	5	0	5
14:45 - 14:59	13	2	15
15:00 - 15:14	2	0	2
15:15 - 15:29	1	0	1
15:30 - 15:44	1	0	1
15:45 - 15:59	8	2	10
16:00 - 16:14	13	6	19
16:15 - 16:29	9	3	12
16:30 - 16:44	0	0	0
16:45 - 16:59	14	3	17
17:00 - 17:14	5	1	6
17:15 - 17:29	0	0	0
17:30 - 17:44	0	0	0
17:45 - 17:59	2	1	3
18:00 - 18:14	8	1	9
18:15 - 18:29	12	1	13
18:30 - 18:44	10	3	13
18:45 - 18:59	3	4	7
19:00 - 19:14	11	1	12
19:15 - 19:29	10	4	14
19:30 - 19:44	0	0	0
19:45 - 19:59	5	0	5
20:00 - 20:14	1	1	2
20:15 - 20:29	4	2	6

20:30 - 20:44	2	0	2
20:45 - 20:59	1	3	4
21:00 - 21:14	5	1	6
21:15 - 21:29	6	0	6
21:30 - 21:44	5	3	8
21:45 - 21:59	6	1	7
22:00 - 22:14	4	1	5
22:15 - 22:29	5	1	6
22:30 - 22:44	5	1	6
22:45 - 22:59	4	0	4
23:00 - 23:14	0	1	1
23:15 - 23:29	2	1	3
23:30 - 23:44	1	1	2
23:45 - 23:59	2	2	4
Totals	371	157	528

AM Peak Time 07:37 - 08:36 07:34 - 08:33 07:34 - 08:33

AM Peak

Volume	62	42	102
--------	----	----	-----

PM Peak Time 18:06 - 19:05 15:48 - 16:47 18:22 - 19:21

PM Peak

Volume	39	12	49
--------	----	----	----





20:30 - 20:44	0	0	0	0	2	0	0	0	0	0	0	0	0	0	0	2
20:45 - 20:59	0	1	3	0	0	0	0	0	0	0	0	0	0	0	0	4
21:00 - 21:14	0	0	0	3	2	0	1	0	0	0	0	0	0	0	0	6
21:15 - 21:29	0	0	2	0	2	1	1	0	0	0	0	0	0	0	0	6
21:30 - 21:44	0	1	0	4	3	0	0	0	0	0	0	0	0	0	0	8
21:45 - 21:59	0	1	1	1	3	1	0	0	0	0	0	0	0	0	0	7
22:00 - 22:14	0	0	1	2	1	1	0	0	0	0	0	0	0	0	0	5
22:15 - 22:29	0	1	0	1	4	0	0	0	0	0	0	0	0	0	0	6
22:30 - 22:44	0	1	0	2	1	1	1	0	0	0	0	0	0	0	0	6
22:45 - 22:59	0	0	0	1	1	1	1	0	0	0	0	0	0	0	0	4
23:00 - 23:14	0	0	0	0	1	0	0	0	0	0	0	0	0	0	0	1
23:15 - 23:29	0	0	1	0	2	0	0	0	0	0	0	0	0	0	0	3
23:30 - 23:44	0	0	0	1	1	0	0	0	0	0	0	0	0	0	0	2
23:45 - 23:59	0	0	0	1	2	0	1	0	0	0	0	0	0	0	0	4
Totals	5	21	62	157	187	75	21	0	0	0	0	0	0	0	0	528
Percent of Total	0.9	4.0	11.7	29.7	35.4	14.2	4.0	0.0	0.0	0.0	0.0	0.0	0.0	0.0	0.0	100
Percent of AM	0.0	3.6	9.7	29.8	34.7	18.1	4.0	0.0	0.0	0.0	0.0	0.0	0.0	0.0	0.0	100
Percent of PM	1.8	4.3	13.6	29.6	36.1	10.7	3.9	0.0	0.0	0.0	0.0	0.0	0.0	0.0	0.0	100

Standard Deviation:	6.0 MPH	85th Percentile:	27.1 MPH
Mean Speed:	21.2 MPH	15th Percentile:	15.3 MPH
Median Speed:	21.5 MPH	90th Percentile:	28.8 MPH
Modal Speed:	23.5 MPH	95th Percentile:	30.6 MPH

Daily Vehicle Volume Report

Study Date: Wednesday, 05/16/2018  
Unit ID: 0180  
Location: SW 11th Street, West of SW 17th Avenue

	Westbound Volume	Eastbound Volume	Total Volume	
00:00 - 00:14	2	1	3	
00:15 - 00:29	2	1	3	
00:30 - 00:44	1	0	1	
00:45 - 00:59	1	0	1	
01:00 - 01:14	2	1	3	
01:15 - 01:29	1	0	1	
01:30 - 01:44	2	0	2	
01:45 - 01:59	1	0	1	
02:00 - 02:14	0	0	0	
02:15 - 02:29	1	1	2	
02:30 - 02:44	0	1	1	
02:45 - 02:59	0	0	0	
03:00 - 03:14	0	0	0	
03:15 - 03:29	0	0	0	
03:30 - 03:44	0	1	1	
03:45 - 03:59	0	0	0	
04:00 - 04:14	0	0	0	
04:15 - 04:29	1	1	2	
04:30 - 04:44	0	0	0	
04:45 - 04:59	1	0	1	
05:00 - 05:14	1	0	1	
05:15 - 05:29	1	0	1	
05:30 - 05:44	1	0	1	
05:45 - 05:59	2	2	4	
06:00 - 06:14	1	1	2	
06:15 - 06:29	4	5	9	
06:30 - 06:44	1	1	2	
06:45 - 06:59	6	1	7	
07:00 - 07:14	3	5	8	
07:15 - 07:29	5	8	13	
07:30 - 07:44	6	12	18	
07:45 - 07:59	8	10	18	
08:00 - 08:14	4	12	16	
08:15 - 08:29	4	7	11	
08:30 - 08:44	9	9	18	
08:45 - 08:59	4	5	9	
09:00 - 09:14	3	5	8	
09:15 - 09:29	9	2	11	

09:30 - 09:44	5	5	10
09:45 - 09:59	10	4	14
10:00 - 10:14	8	1	9
10:15 - 10:29	12	6	18
10:30 - 10:44	5	2	7
10:45 - 10:59	12	8	20
11:00 - 11:14	13	7	20
11:15 - 11:29	6	4	10
11:30 - 11:44	6	8	14
11:45 - 11:59	14	3	17
12:00 - 12:14	3	5	8
12:15 - 12:29	9	4	13
12:30 - 12:44	13	3	16
12:45 - 12:59	11	8	19
13:00 - 13:14	7	7	14
13:15 - 13:29	12	4	16
13:30 - 13:44	15	4	19
13:45 - 13:59	10	5	15
14:00 - 14:14	14	5	19
14:15 - 14:29	17	4	21
14:30 - 14:44	15	7	22
14:45 - 14:59	10	8	18
15:00 - 15:14	14	4	18
15:15 - 15:29	11	3	14
15:30 - 15:44	16	6	22
15:45 - 15:59	13	9	22
16:00 - 16:14	24	6	30
16:15 - 16:29	21	11	32
16:30 - 16:44	21	6	27
16:45 - 16:59	23	6	29
17:00 - 17:14	39	7	46
17:15 - 17:29	48	6	54
17:30 - 17:44	43	8	51
17:45 - 17:59	35	5	40
18:00 - 18:14	25	7	32
18:15 - 18:29	29	3	32
18:30 - 18:44	13	5	18
18:45 - 18:59	14	8	22
19:00 - 19:14	17	4	21
19:15 - 19:29	12	7	19
19:30 - 19:44	12	5	17
19:45 - 19:59	12	5	17
20:00 - 20:14	10	5	15
20:15 - 20:29	7	2	9



20:30 - 20:44	9	4	13
20:45 - 20:59	5	1	6
21:00 - 21:14	8	2	10
21:15 - 21:29	5	3	8
21:30 - 21:44	5	2	7
21:45 - 21:59	9	2	11
22:00 - 22:14	5	0	5
22:15 - 22:29	6	4	10
22:30 - 22:44	6	3	9
22:45 - 22:59	3	1	4
23:00 - 23:14	6	0	6
23:15 - 23:29	7	2	9
23:30 - 23:44	1	2	3
23:45 - 23:59	4	0	4
Totals	852	358	1210

AM Peak Time 09:53 - 10:52 07:15 - 08:14 07:40 - 08:39

AM Peak

Volume	42	42	67
--------	----	----	----

PM Peak Time 17:01 - 18:00 15:34 - 16:33 16:57 - 17:56

PM Peak

Volume	166	34	192
--------	-----	----	-----





20:30 - 20:44	0	1	1	4	5	2	0	0	0	0	0	0	0	0	0	13
20:45 - 20:59	0	0	0	0	4	1	1	0	0	0	0	0	0	0	0	6
21:00 - 21:14	0	0	1	0	3	4	2	0	0	0	0	0	0	0	0	10
21:15 - 21:29	0	0	0	3	3	1	0	1	0	0	0	0	0	0	0	8
21:30 - 21:44	0	0	0	2	3	1	1	0	0	0	0	0	0	0	0	7
21:45 - 21:59	0	0	1	1	3	4	1	1	0	0	0	0	0	0	0	11
22:00 - 22:14	0	0	0	0	1	2	2	0	0	0	0	0	0	0	0	5
22:15 - 22:29	0	0	0	0	4	3	3	0	0	0	0	0	0	0	0	10
22:30 - 22:44	0	0	1	3	2	3	0	0	0	0	0	0	0	0	0	9
22:45 - 22:59	0	0	0	0	0	3	1	0	0	0	0	0	0	0	0	4
23:00 - 23:14	0	0	0	0	2	1	3	0	0	0	0	0	0	0	0	6
23:15 - 23:29	0	0	2	2	1	2	2	0	0	0	0	0	0	0	0	9
23:30 - 23:44	0	0	0	0	1	1	1	0	0	0	0	0	0	0	0	3
23:45 - 23:59	0	1	0	0	0	2	1	0	0	0	0	0	0	0	0	4
Totals	1	19	71	153	362	364	174	49	12	3	1	1	0	0	0	1210
Percent of Total	0.1	1.6	5.9	12.6	29.9	30.1	14.4	4.0	1.0	0.2	0.1	0.1	0.0	0.0	0.0	100
Percent of AM	0.0	1.6	5.7	14.2	25.5	30.8	16.7	4.4	1.3	0.0	0.0	0.0	0.0	0.0	0.0	100
Percent of PM	0.1	1.6	5.9	12.1	31.5	29.8	13.6	3.9	0.9	0.3	0.1	0.1	0.0	0.0	0.0	100

Standard Deviation:	6.9 MPH	85th Percentile:	32.7 MPH
Mean Speed:	25.9 MPH	15th Percentile:	18.9 MPH
Median Speed:	26.0 MPH	90th Percentile:	34.4 MPH
Modal Speed:	28.5 MPH	95th Percentile:	36.5 MPH

Daily Vehicle Volume Report

Study Date: Tuesday, 05/22/2018  
Unit ID: 0160  
Location: SW 11th Terrace, West of SW 17th Avenue

	Westbound Volume	Eastbound Volume	Total Volume	
00:00 - 00:14	0	0	0	0
00:15 - 00:29	0	1	1	1
00:30 - 00:44	1	1	2	2
00:45 - 00:59	1	0	1	1
01:00 - 01:14	1	0	1	1
01:15 - 01:29	1	1	2	2
01:30 - 01:44	1	0	1	1
01:45 - 01:59	0	0	0	0
02:00 - 02:14	2	1	3	3
02:15 - 02:29	0	0	0	0
02:30 - 02:44	0	0	0	0
02:45 - 02:59	0	0	0	0
03:00 - 03:14	0	1	1	1
03:15 - 03:29	1	0	1	1
03:30 - 03:44	0	1	1	1
03:45 - 03:59	0	0	0	0
04:00 - 04:14	1	0	1	1
04:15 - 04:29	0	0	0	0
04:30 - 04:44	0	0	0	0
04:45 - 04:59	0	0	0	0
05:00 - 05:14	0	0	0	0
05:15 - 05:29	1	1	2	2
05:30 - 05:44	0	0	0	0
05:45 - 05:59	3	1	4	4
06:00 - 06:14	0	3	3	3
06:15 - 06:29	0	1	1	1
06:30 - 06:44	1	2	3	3
06:45 - 06:59	1	2	3	3
07:00 - 07:14	6	6	12	12
07:15 - 07:29	2	7	9	9
07:30 - 07:44	3	5	8	8
07:45 - 07:59	1	3	4	4
08:00 - 08:14	5	9	14	14
08:15 - 08:29	7	6	13	13
08:30 - 08:44	4	3	7	7
08:45 - 08:59	3	3	6	6
09:00 - 09:14	4	2	6	6
09:15 - 09:29	5	2	7	7

09:30 - 09:44	4	2	6
09:45 - 09:59	2	1	3
10:00 - 10:14	4	1	5
10:15 - 10:29	1	1	2
10:30 - 10:44	4	2	6
10:45 - 10:59	1	4	5
11:00 - 11:14	1	5	6
11:15 - 11:29	8	3	11
11:30 - 11:44	0	2	2
11:45 - 11:59	6	5	11
12:00 - 12:14	1	1	2
12:15 - 12:29	3	2	5
12:30 - 12:44	3	5	8
12:45 - 12:59	4	1	5
13:00 - 13:14	2	1	3
13:15 - 13:29	3	2	5
13:30 - 13:44	2	1	3
13:45 - 13:59	2	1	3
14:00 - 14:14	6	4	10
14:15 - 14:29	3	3	6
14:30 - 14:44	3	2	5
14:45 - 14:59	3	2	5
15:00 - 15:14	5	3	8
15:15 - 15:29	5	2	7
15:30 - 15:44	3	2	5
15:45 - 15:59	1	6	7
16:00 - 16:14	3	4	7
16:15 - 16:29	9	1	10
16:30 - 16:44	4	3	7
16:45 - 16:59	5	3	8
17:00 - 17:14	7	4	11
17:15 - 17:29	5	3	8
17:30 - 17:44	7	2	9
17:45 - 17:59	6	3	9
18:00 - 18:14	8	4	12
18:15 - 18:29	10	3	13
18:30 - 18:44	2	6	8
18:45 - 18:59	2	1	3
19:00 - 19:14	5	2	7
19:15 - 19:29	5	0	5
19:30 - 19:44	5	2	7
19:45 - 19:59	3	1	4
20:00 - 20:14	4	1	5
20:15 - 20:29	5	1	6

20:30 - 20:44	6	2	8
20:45 - 20:59	2	4	6
21:00 - 21:14	2	0	2
21:15 - 21:29	6	1	7
21:30 - 21:44	3	7	10
21:45 - 21:59	1	1	2
22:00 - 22:14	0	1	1
22:15 - 22:29	1	1	2
22:30 - 22:44	2	0	2
22:45 - 22:59	1	0	1
23:00 - 23:14	3	0	3
23:15 - 23:29	2	2	4
23:30 - 23:44	1	0	1
23:45 - 23:59	1	4	5
Totals	261	193	454

AM Peak Time 08:00 - 08:59 07:16 - 08:15 07:52 - 08:51

AM Peak

Volume	19	26	41
--------	----	----	----

PM Peak Time 17:27 - 18:26 17:41 - 18:40 17:27 - 18:26

PM Peak

Volume	32	17	45
--------	----	----	----







20:30 - 20:44	0	0	1	5	1	0	1	0	0	0	0	0	0	0	0	8
20:45 - 20:59	0	0	1	2	2	0	1	0	0	0	0	0	0	0	0	6
21:00 - 21:14	0	0	0	0	1	0	0	1	0	0	0	0	0	0	0	2
21:15 - 21:29	0	0	1	2	4	0	0	0	0	0	0	0	0	0	0	7
21:30 - 21:44	0	3	2	1	3	1	0	0	0	0	0	0	0	0	0	10
21:45 - 21:59	0	0	0	1	1	0	0	0	0	0	0	0	0	0	0	2
22:00 - 22:14	0	0	0	0	1	0	0	0	0	0	0	0	0	0	0	1
22:15 - 22:29	1	0	0	0	0	1	0	0	0	0	0	0	0	0	0	2
22:30 - 22:44	0	0	0	1	1	0	0	0	0	0	0	0	0	0	0	2
22:45 - 22:59	0	0	0	0	0	1	0	0	0	0	0	0	0	0	0	1
23:00 - 23:14	0	0	1	1	1	0	0	0	0	0	0	0	0	0	0	3
23:15 - 23:29	0	0	0	1	0	1	0	1	1	0	0	0	0	0	0	4
23:30 - 23:44	0	0	0	0	0	1	0	0	0	0	0	0	0	0	0	1
23:45 - 23:59	0	0	0	0	3	2	0	0	0	0	0	0	0	0	0	5
Totals	3	27	79	117	147	58	14	6	3	0	0	0	0	0	0	454
Percent of Total	0.7	5.9	17.4	25.8	32.4	12.8	3.1	1.3	0.7	0.0	0.0	0.0	0.0	0.0	0.0	100
Percent of AM	0.6	8.6	17.2	26.4	32.2	9.8	4.0	1.1	0.0	0.0	0.0	0.0	0.0	0.0	0.0	100
Percent of PM	0.7	4.3	17.5	25.4	32.5	14.6	2.5	1.4	1.1	0.0	0.0	0.0	0.0	0.0	0.0	100

Standard Deviation:	6.8 MPH	85th Percentile:	27.1 MPH
Mean Speed:	20.7 MPH	15th Percentile:	13.4 MPH
Median Speed:	21.0 MPH	90th Percentile:	29.0 MPH
Modal Speed:	23.5 MPH	95th Percentile:	30.9 MPH

Daily Vehicle Volume Report

Study Date: Wednesday, 05/16/2018  
Unit ID: 0209  
Location: SW 12th Street, West of SW 17th Avenue

	Westbound Volume	Eastbound Volume	Total Volume	
00:00 - 00:14	1	0	0	1
00:15 - 00:29	1	0	0	1
00:30 - 00:44	0	1	1	1
00:45 - 00:59	2	1	1	3
01:00 - 01:14	1	0	0	1
01:15 - 01:29	0	0	0	0
01:30 - 01:44	1	1	1	2
01:45 - 01:59	0	0	0	0
02:00 - 02:14	1	0	0	1
02:15 - 02:29	0	0	0	0
02:30 - 02:44	1	0	0	1
02:45 - 02:59	0	0	0	0
03:00 - 03:14	0	0	0	0
03:15 - 03:29	0	0	0	0
03:30 - 03:44	0	0	0	0
03:45 - 03:59	0	0	0	0
04:00 - 04:14	0	0	0	0
04:15 - 04:29	0	1	1	1
04:30 - 04:44	1	0	0	1
04:45 - 04:59	0	0	0	0
05:00 - 05:14	0	0	0	0
05:15 - 05:29	0	0	0	0
05:30 - 05:44	0	0	0	0
05:45 - 05:59	0	0	0	0
06:00 - 06:14	0	3	3	3
06:15 - 06:29	3	4	4	7
06:30 - 06:44	1	2	2	3
06:45 - 06:59	4	5	5	9
07:00 - 07:14	4	5	5	9
07:15 - 07:29	7	1	1	8
07:30 - 07:44	8	10	10	18
07:45 - 07:59	12	12	12	24
08:00 - 08:14	13	14	14	27
08:15 - 08:29	15	9	9	24
08:30 - 08:44	11	10	10	21
08:45 - 08:59	4	8	8	12
09:00 - 09:14	3	4	4	7
09:15 - 09:29	9	3	3	12

09:30 - 09:44	4	2	6
09:45 - 09:59	5	1	6
10:00 - 10:14	4	4	8
10:15 - 10:29	8	2	10
10:30 - 10:44	6	2	8
10:45 - 10:59	5	2	7
11:00 - 11:14	3	7	10
11:15 - 11:29	1	1	2
11:30 - 11:44	3	9	12
11:45 - 11:59	7	3	10
12:00 - 12:14	6	6	12
12:15 - 12:29	9	4	13
12:30 - 12:44	5	4	9
12:45 - 12:59	8	5	13
13:00 - 13:14	4	5	9
13:15 - 13:29	5	6	11
13:30 - 13:44	4	5	9
13:45 - 13:59	13	8	21
14:00 - 14:14	9	9	18
14:15 - 14:29	5	7	12
14:30 - 14:44	11	8	19
14:45 - 14:59	8	11	19
15:00 - 15:14	4	12	16
15:15 - 15:29	13	7	20
15:30 - 15:44	11	7	18
15:45 - 15:59	18	4	22
16:00 - 16:14	6	4	10
16:15 - 16:29	7	5	12
16:30 - 16:44	12	7	19
16:45 - 16:59	7	5	12
17:00 - 17:14	15	5	20
17:15 - 17:29	15	6	21
17:30 - 17:44	12	4	16
17:45 - 17:59	16	8	24
18:00 - 18:14	20	5	25
18:15 - 18:29	14	10	24
18:30 - 18:44	7	8	15
18:45 - 18:59	6	6	12
19:00 - 19:14	9	4	13
19:15 - 19:29	10	5	15
19:30 - 19:44	8	1	9
19:45 - 19:59	8	9	17
20:00 - 20:14	3	4	7
20:15 - 20:29	3	3	6

20:30 - 20:44	4	1	5
20:45 - 20:59	7	1	8
21:00 - 21:14	3	0	3
21:15 - 21:29	2	2	4
21:30 - 21:44	2	3	5
21:45 - 21:59	3	1	4
22:00 - 22:14	4	2	6
22:15 - 22:29	2	2	4
22:30 - 22:44	1	2	3
22:45 - 22:59	1	1	2
23:00 - 23:14	3	0	3
23:15 - 23:29	2	2	4
23:30 - 23:44	1	0	1
23:45 - 23:59	1	2	3
Totals	496	353	849

AM Peak Time 07:45 - 08:44 07:38 - 08:37 07:39 - 08:38

AM Peak

Volume	51	47	96
--------	----	----	----

PM Peak Time 17:11 - 18:10 14:17 - 15:16 17:26 - 18:25

PM Peak

Volume	65	41	90
--------	----	----	----





20:30 - 20:44	0	0	0	1	3	1	0	0	0	0	0	0	0	0	0	5
20:45 - 20:59	0	0	1	2	5	0	0	0	0	0	0	0	0	0	0	8
21:00 - 21:14	0	0	1	2	0	0	0	0	0	0	0	0	0	0	0	3
21:15 - 21:29	0	0	0	1	3	0	0	0	0	0	0	0	0	0	0	4
21:30 - 21:44	0	0	0	1	3	1	0	0	0	0	0	0	0	0	0	5
21:45 - 21:59	0	0	0	1	0	1	2	0	0	0	0	0	0	0	0	4
22:00 - 22:14	0	1	0	2	3	0	0	0	0	0	0	0	0	0	0	6
22:15 - 22:29	0	0	0	1	1	1	0	1	0	0	0	0	0	0	0	4
22:30 - 22:44	0	1	0	0	2	0	0	0	0	0	0	0	0	0	0	3
22:45 - 22:59	0	0	0	0	2	0	0	0	0	0	0	0	0	0	0	2
23:00 - 23:14	0	1	0	1	1	0	0	0	0	0	0	0	0	0	0	3
23:15 - 23:29	0	0	0	2	1	1	0	0	0	0	0	0	0	0	0	4
23:30 - 23:44	0	0	0	0	0	1	0	0	0	0	0	0	0	0	0	1
23:45 - 23:59	0	0	2	0	0	1	0	0	0	0	0	0	0	0	0	3
Totals	2	35	76	188	365	140	32	10	1	0	0	0	0	0	0	849
Percent of Total	0.2	4.1	9.0	22.1	43.0	16.5	3.8	1.2	0.1	0.0	0.0	0.0	0.0	0.0	0.0	100
Percent of AM	0.7	3.3	9.8	22.5	44.2	14.1	4.3	1.1	0.0	0.0	0.0	0.0	0.0	0.0	0.0	100
Percent of PM	0.0	4.5	8.6	22.0	42.4	17.6	3.5	1.2	0.2	0.0	0.0	0.0	0.0	0.0	0.0	100

Standard Deviation:	6.0 MPH	85th Percentile:	28.0 MPH
Mean Speed:	22.2 MPH	15th Percentile:	16.4 MPH
Median Speed:	22.7 MPH	90th Percentile:	29.5 MPH
Modal Speed:	23.5 MPH	95th Percentile:	31.0 MPH



Daily Vehicle Volume Report

Study Date: Wednesday, 05/16/2018  
Unit ID: 0182  
Location: SW 13th Street, West of SW 17th Avenue

	Westbound Volume	Eastbound Volume	Total Volume	
00:00 - 00:14	0	0	0	0
00:15 - 00:29	1	1	1	2
00:30 - 00:44	0	0	0	0
00:45 - 00:59	2	0	0	2
01:00 - 01:14	1	1	1	2
01:15 - 01:29	0	0	0	0
01:30 - 01:44	0	0	0	0
01:45 - 01:59	0	0	0	0
02:00 - 02:14	1	0	0	1
02:15 - 02:29	0	1	1	1
02:30 - 02:44	0	0	0	0
02:45 - 02:59	0	0	0	0
03:00 - 03:14	0	0	0	0
03:15 - 03:29	0	0	0	0
03:30 - 03:44	0	0	0	0
03:45 - 03:59	0	0	0	0
04:00 - 04:14	1	0	0	1
04:15 - 04:29	0	0	0	0
04:30 - 04:44	0	0	0	0
04:45 - 04:59	0	0	0	0
05:00 - 05:14	2	0	0	2
05:15 - 05:29	0	0	0	0
05:30 - 05:44	1	1	1	2
05:45 - 05:59	0	1	1	1
06:00 - 06:14	4	0	0	4
06:15 - 06:29	0	2	2	2
06:30 - 06:44	2	2	2	4
06:45 - 06:59	3	3	3	6
07:00 - 07:14	2	2	2	4
07:15 - 07:29	4	3	3	7
07:30 - 07:44	4	9	9	13
07:45 - 07:59	7	8	8	15
08:00 - 08:14	11	13	13	24
08:15 - 08:29	2	7	7	9
08:30 - 08:44	8	11	11	19
08:45 - 08:59	8	8	8	16
09:00 - 09:14	5	4	4	9
09:15 - 09:29	5	5	5	10

09:30 - 09:44	2	4	6
09:45 - 09:59	5	2	7
10:00 - 10:14	6	3	9
10:15 - 10:29	3	1	4
10:30 - 10:44	2	3	5
10:45 - 10:59	7	1	8
11:00 - 11:14	2	5	7
11:15 - 11:29	6	1	7
11:30 - 11:44	3	1	4
11:45 - 11:59	5	2	7
12:00 - 12:14	3	5	8
12:15 - 12:29	5	6	11
12:30 - 12:44	6	3	9
12:45 - 12:59	3	5	8
13:00 - 13:14	12	7	19
13:15 - 13:29	7	9	16
13:30 - 13:44	7	4	11
13:45 - 13:59	9	6	15
14:00 - 14:14	10	3	13
14:15 - 14:29	4	1	5
14:30 - 14:44	7	4	11
14:45 - 14:59	4	9	13
15:00 - 15:14	6	6	12
15:15 - 15:29	12	5	17
15:30 - 15:44	10	4	14
15:45 - 15:59	7	7	14
16:00 - 16:14	7	5	12
16:15 - 16:29	7	5	12
16:30 - 16:44	9	6	15
16:45 - 16:59	6	4	10
17:00 - 17:14	13	3	16
17:15 - 17:29	16	4	20
17:30 - 17:44	19	6	25
17:45 - 17:59	9	4	13
18:00 - 18:14	11	5	16
18:15 - 18:29	12	3	15
18:30 - 18:44	6	2	8
18:45 - 18:59	10	2	12
19:00 - 19:14	7	3	10
19:15 - 19:29	3	5	8
19:30 - 19:44	4	4	8
19:45 - 19:59	7	2	9
20:00 - 20:14	2	4	6
20:15 - 20:29	4	1	5

20:30 - 20:44	3	1	4
20:45 - 20:59	9	0	9
21:00 - 21:14	5	5	10
21:15 - 21:29	6	3	9
21:30 - 21:44	4	1	5
21:45 - 21:59	4	2	6
22:00 - 22:14	7	2	9
22:15 - 22:29	4	0	4
22:30 - 22:44	0	3	3
22:45 - 22:59	2	1	3
23:00 - 23:14	2	1	3
23:15 - 23:29	2	0	2
23:30 - 23:44	3	3	6
23:45 - 23:59	2	0	2
Totals	432	279	711

AM Peak Time 07:50 - 08:49 07:44 - 08:43 07:50 - 08:49

AM Peak

Volume	32	40	71
--------	----	----	----

PM Peak Time 16:57 - 17:56 12:49 - 13:48 16:57 - 17:56

PM Peak

Volume	59	27	76
--------	----	----	----





20:30 - 20:44	0	0	2	1	1	0	0	0	0	0	0	0	0	0	0	4
20:45 - 20:59	1	1	0	4	3	0	0	0	0	0	0	0	0	0	0	9
21:00 - 21:14	0	0	4	2	2	1	1	0	0	0	0	0	0	0	0	10
21:15 - 21:29	0	1	1	4	3	0	0	0	0	0	0	0	0	0	0	9
21:30 - 21:44	0	0	1	2	1	1	0	0	0	0	0	0	0	0	0	5
21:45 - 21:59	0	0	2	4	0	0	0	0	0	0	0	0	0	0	0	6
22:00 - 22:14	1	2	1	3	2	0	0	0	0	0	0	0	0	0	0	9
22:15 - 22:29	1	0	1	2	0	0	0	0	0	0	0	0	0	0	0	4
22:30 - 22:44	0	0	0	1	2	0	0	0	0	0	0	0	0	0	0	3
22:45 - 22:59	0	0	0	2	1	0	0	0	0	0	0	0	0	0	0	3
23:00 - 23:14	0	0	2	1	0	0	0	0	0	0	0	0	0	0	0	3
23:15 - 23:29	0	0	0	2	0	0	0	0	0	0	0	0	0	0	0	2
23:30 - 23:44	0	1	0	3	1	1	0	0	0	0	0	0	0	0	0	6
23:45 - 23:59	0	0	0	2	0	0	0	0	0	0	0	0	0	0	0	2
Totals	4	37	100	224	251	68	21	3	1	0	0	1	0	1	0	711
Percent of Total	0.6	5.2	14.1	31.5	35.3	9.6	3.0	0.4	0.1	0.0	0.0	0.1	0.0	0.1	0.0	100
Percent of AM	0.0	6.8	12.7	30.0	31.8	13.6	4.1	0.9	0.0	0.0	0.0	0.0	0.0	0.0	0.0	100
Percent of PM	0.8	4.5	14.7	32.2	36.9	7.7	2.4	0.2	0.2	0.0	0.0	0.2	0.0	0.2	0.0	100

Standard Deviation:	6.4 MPH	85th Percentile:	25.8 MPH
Mean Speed:	20.6 MPH	15th Percentile:	14.3 MPH
Median Speed:	20.8 MPH	90th Percentile:	27.7 MPH
Modal Speed:	23.5 MPH	95th Percentile:	30.3 MPH

Daily Vehicle Volume Report

Study Date: Tuesday, 05/22/2018  
Unit ID: 0149  
Location: SW 14th Street, West of SW 17th Avenue

	Westbound Volume	Eastbound Volume	Total Volume	
00:00 - 00:14	0	0	0	0
00:15 - 00:29	0	0	0	0
00:30 - 00:44	0	0	0	0
00:45 - 00:59	0	0	0	0
01:00 - 01:14	0	0	0	0
01:15 - 01:29	0	0	0	0
01:30 - 01:44	0	0	0	0
01:45 - 01:59	0	0	0	0
02:00 - 02:14	0	0	0	0
02:15 - 02:29	0	0	0	0
02:30 - 02:44	0	0	0	0
02:45 - 02:59	0	0	0	0
03:00 - 03:14	0	0	0	0
03:15 - 03:29	0	0	0	0
03:30 - 03:44	0	0	0	0
03:45 - 03:59	0	0	0	0
04:00 - 04:14	0	0	0	0
04:15 - 04:29	0	0	0	0
04:30 - 04:44	0	0	0	0
04:45 - 04:59	0	0	0	0
05:00 - 05:14	0	0	0	0
05:15 - 05:29	0	0	0	0
05:30 - 05:44	0	0	0	0
05:45 - 05:59	0	0	0	0
06:00 - 06:14	1	0	1	1
06:15 - 06:29	0	0	0	0
06:30 - 06:44	0	1	1	1
06:45 - 06:59	0	2	2	2
07:00 - 07:14	1	1	2	2
07:15 - 07:29	0	1	1	1
07:30 - 07:44	0	4	4	4
07:45 - 07:59	0	0	0	0
08:00 - 08:14	3	0	3	3
08:15 - 08:29	1	0	1	1
08:30 - 08:44	0	0	0	0
08:45 - 08:59	4	2	6	6
09:00 - 09:14	0	0	0	0
09:15 - 09:29	2	0	2	2

09:30 - 09:44	2	0	2
09:45 - 09:59	3	3	6
10:00 - 10:14	0	0	0
10:15 - 10:29	0	0	0
10:30 - 10:44	1	0	1
10:45 - 10:59	0	2	2
11:00 - 11:14	0	0	0
11:15 - 11:29	0	0	0
11:30 - 11:44	0	0	0
11:45 - 11:59	1	2	3
12:00 - 12:14	1	2	3
12:15 - 12:29	3	0	3
12:30 - 12:44	1	1	2
12:45 - 12:59	4	1	5
13:00 - 13:14	3	0	3
13:15 - 13:29	1	1	2
13:30 - 13:44	1	3	4
13:45 - 13:59	1	1	2
14:00 - 14:14	1	1	2
14:15 - 14:29	4	0	4
14:30 - 14:44	2	2	4
14:45 - 14:59	3	3	6
15:00 - 15:14	5	6	11
15:15 - 15:29	5	2	7
15:30 - 15:44	2	1	3
15:45 - 15:59	6	2	8
16:00 - 16:14	4	0	4
16:15 - 16:29	3	2	5
16:30 - 16:44	2	2	4
16:45 - 16:59	1	0	1
17:00 - 17:14	2	0	2
17:15 - 17:29	2	1	3
17:30 - 17:44	2	0	2
17:45 - 17:59	2	2	4
18:00 - 18:14	5	1	6
18:15 - 18:29	3	1	4
18:30 - 18:44	1	0	1
18:45 - 18:59	2	1	3
19:00 - 19:14	3	2	5
19:15 - 19:29	1	0	1
19:30 - 19:44	0	0	0
19:45 - 19:59	2	1	3
20:00 - 20:14	1	1	2
20:15 - 20:29	1	1	2



20:30 - 20:44	3	0	3
20:45 - 20:59	2	0	2
21:00 - 21:14	2	0	2
21:15 - 21:29	1	0	1
21:30 - 21:44	1	0	1
21:45 - 21:59	0	0	0
22:00 - 22:14	0	0	0
22:15 - 22:29	2	1	3
22:30 - 22:44	0	0	0
22:45 - 22:59	0	0	0
23:00 - 23:14	1	0	1
23:15 - 23:29	0	0	0
23:30 - 23:44	0	0	0
23:45 - 23:59	0	0	0
Totals	111	60	171

AM Peak Time 08:55 - 09:54 06:40 - 07:39 08:55 - 09:54

AM Peak

Volume	9	8	13
--------	---	---	----

PM Peak Time 14:57 - 15:56 14:39 - 15:38 14:55 - 15:54

PM Peak

Volume	20	14	32
--------	----	----	----





20:30 - 20:44	0	0	0	0	2	0	0	1	0	0	0	0	0	0	0	3
20:45 - 20:59	0	0	1	0	0	1	0	0	0	0	0	0	0	0	0	2
21:00 - 21:14	0	0	1	0	0	1	0	0	0	0	0	0	0	0	0	2
21:15 - 21:29	0	0	0	1	0	0	0	0	0	0	0	0	0	0	0	1
21:30 - 21:44	0	0	0	0	1	0	0	0	0	0	0	0	0	0	0	1
21:45 - 21:59	0	0	0	0	0	0	0	0	0	0	0	0	0	0	0	0
22:00 - 22:14	0	0	0	0	0	0	0	0	0	0	0	0	0	0	0	0
22:15 - 22:29	0	1	0	0	0	2	0	0	0	0	0	0	0	0	0	3
22:30 - 22:44	0	0	0	0	0	0	0	0	0	0	0	0	0	0	0	0
22:45 - 22:59	0	0	0	0	0	0	0	0	0	0	0	0	0	0	0	0
23:00 - 23:14	0	0	0	0	0	0	1	0	0	0	0	0	0	0	0	1
23:15 - 23:29	0	0	0	0	0	0	0	0	0	0	0	0	0	0	0	0
23:30 - 23:44	0	0	0	0	0	0	0	0	0	0	0	0	0	0	0	0
23:45 - 23:59	0	0	0	0	0	0	0	0	0	0	0	0	0	0	0	0
Totals	3	14	36	40	32	27	12	7	0	0	0	0	0	0	0	171
Percent of Total	1.8	8.2	21.1	23.4	18.7	15.8	7.0	4.1	0.0	0.0	0.0	0.0	0.0	0.0	0.0	100
Percent of AM	5.4	13.5	24.3	29.7	10.8	10.8	2.7	2.7	0.0	0.0	0.0	0.0	0.0	0.0	0.0	100
Percent of PM	0.7	6.7	20.1	21.6	20.9	17.2	8.2	4.5	0.0	0.0	0.0	0.0	0.0	0.0	0.0	100

Standard Deviation:	8.2 MPH	85th Percentile:	29.7 MPH
Mean Speed:	20.7 MPH	15th Percentile:	12.1 MPH
Median Speed:	20.0 MPH	90th Percentile:	31.6 MPH
Modal Speed:	18.5 MPH	95th Percentile:	35.1 MPH

Printed:  
TrafficViewer

Station

136

Daily Vehicle Volume Report

Study Date: Tuesday, 05/15/2018  
Unit ID: 0160  
Location: SW 14th Terrace,

	Westbound Volume	Eastbound Volume	Total Volume	
00:00 - 00:14	2	0	2	2
00:15 - 00:29	2	0	2	2
00:30 - 00:44	0	0	0	0
00:45 - 00:59	0	0	0	0
01:00 - 01:14	1	2	3	3
01:15 - 01:29	0	0	0	0
01:30 - 01:44	1	0	1	1
01:45 - 01:59	0	0	0	0
02:00 - 02:14	0	0	0	0
02:15 - 02:29	0	0	0	0
02:30 - 02:44	0	0	0	0
02:45 - 02:59	0	0	0	0
03:00 - 03:14	0	0	0	0
03:15 - 03:29	1	0	1	1
03:30 - 03:44	0	0	0	0
03:45 - 03:59	0	0	0	0
04:00 - 04:14	0	0	0	0
04:15 - 04:29	1	0	1	1
04:30 - 04:44	0	0	0	0
04:45 - 04:59	0	1	1	1
05:00 - 05:14	1	0	1	1
05:15 - 05:29	0	0	0	0
05:30 - 05:44	1	1	2	2
05:45 - 05:59	0	1	1	1
06:00 - 06:14	0	1	1	1
06:15 - 06:29	0	3	3	3
06:30 - 06:44	1	3	4	4
06:45 - 06:59	4	6	10	10
07:00 - 07:14	1	2	3	3
07:15 - 07:29	2	7	9	9
07:30 - 07:44	0	15	15	15
07:45 - 07:59	2	13	15	15
08:00 - 08:14	3	14	17	17
08:15 - 08:29	4	18	22	22
08:30 - 08:44	2	13	15	15
08:45 - 08:59	4	6	10	10
09:00 - 09:14	1	3	4	4
09:15 - 09:29	1	4	5	5

09:30 - 09:44	2	5	7
09:45 - 09:59	0	3	3
10:00 - 10:14	0	7	7
10:15 - 10:29	1	3	4
10:30 - 10:44	1	4	5
10:45 - 10:59	0	2	2
11:00 - 11:14	2	7	9
11:15 - 11:29	1	2	3
11:30 - 11:44	0	1	1
11:45 - 11:59	0	3	3
12:00 - 12:14	2	6	8
12:15 - 12:29	0	5	5
12:30 - 12:44	0	5	5
12:45 - 12:59	0	3	3
13:00 - 13:14	1	5	6
13:15 - 13:29	1	3	4
13:30 - 13:44	5	4	9
13:45 - 13:59	2	5	7
14:00 - 14:14	0	5	5
14:15 - 14:29	3	3	6
14:30 - 14:44	1	4	5
14:45 - 14:59	3	4	7
15:00 - 15:14	0	4	4
15:15 - 15:29	0	0	0
15:30 - 15:44	0	0	0
15:45 - 15:59	2	5	7
16:00 - 16:14	10	6	16
16:15 - 16:29	4	8	12
16:30 - 16:44	4	4	8
16:45 - 16:59	5	4	9
17:00 - 17:14	6	7	13
17:15 - 17:29	7	6	13
17:30 - 17:44	5	10	15
17:45 - 17:59	6	7	13
18:00 - 18:14	4	10	14
18:15 - 18:29	1	9	10
18:30 - 18:44	5	8	13
18:45 - 18:59	4	6	10
19:00 - 19:14	2	3	5
19:15 - 19:29	0	3	3
19:30 - 19:44	5	2	7
19:45 - 19:59	11	0	11
20:00 - 20:14	2	5	7
20:15 - 20:29	1	1	2

20:30 - 20:44	3	2	5
20:45 - 20:59	2	2	4
21:00 - 21:14	0	0	0
21:15 - 21:29	1	1	2
21:30 - 21:44	4	2	6
21:45 - 21:59	0	0	0
22:00 - 22:14	1	2	3
22:15 - 22:29	0	2	2
22:30 - 22:44	2	1	3
22:45 - 22:59	0	0	0
23:00 - 23:14	0	0	0
23:15 - 23:29	1	3	4
23:30 - 23:44	0	0	0
23:45 - 23:59	0	0	0
Totals	158	325	483

AM Peak Time 07:58 - 08:57 07:36 - 08:35 07:36 - 08:35

AM Peak

Volume	13	64	74
--------	----	----	----

PM Peak Time 16:52 - 17:51 17:33 - 18:32 17:10 - 18:09

PM Peak

Volume	25	40	59
--------	----	----	----







20:30 - 20:44	0	0	0	1	1	3	0	0	0	0	0	0	0	0	0	5
20:45 - 20:59	0	0	0	1	2	0	1	0	0	0	0	0	0	0	0	4
21:00 - 21:14	0	0	0	0	0	0	0	0	0	0	0	0	0	0	0	0
21:15 - 21:29	0	0	0	0	1	1	0	0	0	0	0	0	0	0	0	2
21:30 - 21:44	0	0	0	2	3	1	0	0	0	0	0	0	0	0	0	6
21:45 - 21:59	0	0	0	0	0	0	0	0	0	0	0	0	0	0	0	0
22:00 - 22:14	0	0	0	1	1	0	1	0	0	0	0	0	0	0	0	3
22:15 - 22:29	0	0	0	0	0	2	0	0	0	0	0	0	0	0	0	2
22:30 - 22:44	0	0	0	0	1	1	1	0	0	0	0	0	0	0	0	3
22:45 - 22:59	0	0	0	0	0	0	0	0	0	0	0	0	0	0	0	0
23:00 - 23:14	0	0	0	0	0	0	0	0	0	0	0	0	0	0	0	0
23:15 - 23:29	0	0	0	1	2	1	0	0	0	0	0	0	0	0	0	4
23:30 - 23:44	0	0	0	0	0	0	0	0	0	0	0	0	0	0	0	0
23:45 - 23:59	0	0	0	0	0	0	0	0	0	0	0	0	0	0	0	0
Totals	2	5	27	84	197	124	38	3	2	0	0	0	0	0	0	482
Percent of Total	0.4	1.0	5.6	17.4	40.9	25.7	7.9	0.6	0.4	0.0	0.0	0.0	0.0	0.0	0.0	100
Percent of AM	0.0	2.6	8.4	16.8	39.8	24.6	7.3	0.0	0.5	0.0	0.0	0.0	0.0	0.0	0.0	100
Percent of PM	0.7	0.0	3.8	17.9	41.6	26.5	8.2	1.0	0.3	0.0	0.0	0.0	0.0	0.0	0.0	100

Standard Deviation:	5.8 MPH	85th Percentile:	29.8 MPH
Mean Speed:	24.1 MPH	15th Percentile:	18.3 MPH
Median Speed:	24.1 MPH	90th Percentile:	30.8 MPH
Modal Speed:	23.5 MPH	95th Percentile:	33.4 MPH

Daily Vehicle Volume Report

Study Date: Tuesday, 05/15/2018  
Unit ID: 0143  
Location: SW 15th Street, West of SW 17th Avenue

	Westbound Volume	Eastbound Volume	Total Volume	
00:00 - 00:14	0	0	0	0
00:15 - 00:29	0	0	0	0
00:30 - 00:44	0	0	0	0
00:45 - 00:59	0	0	0	0
01:00 - 01:14	1	0	0	1
01:15 - 01:29	1	0	0	1
01:30 - 01:44	0	1	1	1
01:45 - 01:59	0	0	0	0
02:00 - 02:14	0	0	0	0
02:15 - 02:29	0	0	0	0
02:30 - 02:44	0	0	0	0
02:45 - 02:59	0	0	0	0
03:00 - 03:14	0	0	0	0
03:15 - 03:29	1	0	0	1
03:30 - 03:44	0	0	0	0
03:45 - 03:59	0	0	0	0
04:00 - 04:14	0	0	0	0
04:15 - 04:29	0	0	0	0
04:30 - 04:44	0	0	0	0
04:45 - 04:59	0	0	0	0
05:00 - 05:14	0	0	0	0
05:15 - 05:29	0	0	0	0
05:30 - 05:44	0	0	0	0
05:45 - 05:59	0	0	0	0
06:00 - 06:14	1	1	1	2
06:15 - 06:29	0	0	0	0
06:30 - 06:44	1	4	4	5
06:45 - 06:59	2	1	1	3
07:00 - 07:14	0	5	5	5
07:15 - 07:29	1	0	0	1
07:30 - 07:44	3	4	4	7
07:45 - 07:59	4	3	3	7
08:00 - 08:14	6	2	2	8
08:15 - 08:29	4	5	5	9
08:30 - 08:44	6	7	7	13
08:45 - 08:59	1	10	10	11
09:00 - 09:14	3	2	2	5
09:15 - 09:29	0	2	2	2

09:30 - 09:44	2	2	4
09:45 - 09:59	2	4	6
10:00 - 10:14	4	3	7
10:15 - 10:29	0	2	2
10:30 - 10:44	2	2	4
10:45 - 10:59	2	3	5
11:00 - 11:14	2	4	6
11:15 - 11:29	2	4	6
11:30 - 11:44	6	3	9
11:45 - 11:59	1	1	2
12:00 - 12:14	4	1	5
12:15 - 12:29	2	0	2
12:30 - 12:44	5	0	5
12:45 - 12:59	6	3	9
13:00 - 13:14	2	0	2
13:15 - 13:29	1	1	2
13:30 - 13:44	4	2	6
13:45 - 13:59	4	4	8
14:00 - 14:14	5	1	6
14:15 - 14:29	1	2	3
14:30 - 14:44	3	4	7
14:45 - 14:59	6	2	8
15:00 - 15:14	9	7	16
15:15 - 15:29	10	5	15
15:30 - 15:44	2	0	2
15:45 - 15:59	6	4	10
16:00 - 16:14	7	1	8
16:15 - 16:29	4	2	6
16:30 - 16:44	6	8	14
16:45 - 16:59	1	5	6
17:00 - 17:14	7	0	7
17:15 - 17:29	7	2	9
17:30 - 17:44	7	3	10
17:45 - 17:59	7	2	9
18:00 - 18:14	8	3	11
18:15 - 18:29	6	6	12
18:30 - 18:44	6	7	13
18:45 - 18:59	5	1	6
19:00 - 19:14	8	1	9
19:15 - 19:29	8	1	9
19:30 - 19:44	5	3	8
19:45 - 19:59	3	3	6
20:00 - 20:14	3	0	3
20:15 - 20:29	5	1	6

20:30 - 20:44	3	1	4
20:45 - 20:59	0	0	0
21:00 - 21:14	0	0	0
21:15 - 21:29	3	0	3
21:30 - 21:44	1	0	1
21:45 - 21:59	4	0	4
22:00 - 22:14	2	4	6
22:15 - 22:29	2	0	2
22:30 - 22:44	1	0	1
22:45 - 22:59	1	0	1
23:00 - 23:14	1	1	2
23:15 - 23:29	1	1	2
23:30 - 23:44	1	0	1
23:45 - 23:59	0	0	0
Totals	251	167	418

AM Peak Time 07:44 - 08:43 08:19 - 09:18 07:59 - 08:58

AM Peak

Volume	20	25	41
--------	----	----	----

PM Peak Time 14:51 - 15:50 14:25 - 15:24 17:47 - 18:46

PM Peak

Volume	32	18	48
--------	----	----	----





20:30 - 20:44	0	0	0	0	2	2	0	0	0	0	0	0	0	0	0	4
20:45 - 20:59	0	0	0	0	0	0	0	0	0	0	0	0	0	0	0	0
21:00 - 21:14	0	0	0	0	0	0	0	0	0	0	0	0	0	0	0	0
21:15 - 21:29	0	0	0	0	0	2	1	0	0	0	0	0	0	0	0	3
21:30 - 21:44	0	1	0	0	0	0	0	0	0	0	0	0	0	0	0	1
21:45 - 21:59	0	0	0	2	1	1	0	0	0	0	0	0	0	0	0	4
22:00 - 22:14	0	0	2	3	0	1	0	0	0	0	0	0	0	0	0	6
22:15 - 22:29	0	0	1	0	1	0	0	0	0	0	0	0	0	0	0	2
22:30 - 22:44	0	0	0	0	1	0	0	0	0	0	0	0	0	0	0	1
22:45 - 22:59	0	0	0	0	0	0	1	0	0	0	0	0	0	0	0	1
23:00 - 23:14	0	0	0	0	1	1	0	0	0	0	0	0	0	0	0	2
23:15 - 23:29	0	0	0	0	0	0	2	0	0	0	0	0	0	0	0	2
23:30 - 23:44	0	0	0	0	1	0	0	0	0	0	0	0	0	0	0	1
23:45 - 23:59	0	0	0	0	0	0	0	0	0	0	0	0	0	0	0	0
Totals	1	19	27	54	118	129	60	7	2	0	1	0	0	0	0	418
Percent of Total	0.2	4.5	6.5	12.9	28.2	30.9	14.4	1.7	0.5	0.0	0.2	0.0	0.0	0.0	0.0	100
Percent of AM	0.0	5.3	6.8	17.3	27.1	25.6	13.5	3.0	1.5	0.0	0.0	0.0	0.0	0.0	0.0	100
Percent of PM	0.4	4.2	6.3	10.9	28.8	33.3	14.7	1.1	0.0	0.0	0.4	0.0	0.0	0.0	0.0	100

Standard Deviation:	7.1 MPH	85th Percentile:	31.6 MPH
Mean Speed:	24.9 MPH	15th Percentile:	17.4 MPH
Median Speed:	25.6 MPH	90th Percentile:	33.3 MPH
Modal Speed:	28.5 MPH	95th Percentile:	35.0 MPH



Daily Vehicle Volume Report

Study Date: Tuesday, 05/15/2018

Unit ID: 0165

Location: SW 16th Street, West of SW 17th Avenue

	Westbound Volume	Eastbound Volume	Total Volume	
00:00 - 00:14	4	3	7	
00:15 - 00:29	2	6	8	
00:30 - 00:44	3	4	7	
00:45 - 00:59	1	2	3	
01:00 - 01:14	1	0	1	
01:15 - 01:29	3	3	6	
01:30 - 01:44	1	0	1	
01:45 - 01:59	1	0	1	
02:00 - 02:14	1	0	1	
02:15 - 02:29	2	1	3	
02:30 - 02:44	1	0	1	
02:45 - 02:59	2	0	2	
03:00 - 03:14	1	2	3	
03:15 - 03:29	1	1	2	
03:30 - 03:44	0	0	0	
03:45 - 03:59	0	2	2	
04:00 - 04:14	0	0	0	
04:15 - 04:29	0	0	0	
04:30 - 04:44	3	1	4	
04:45 - 04:59	1	1	2	
05:00 - 05:14	2	3	5	
05:15 - 05:29	2	4	6	
05:30 - 05:44	4	7	11	
05:45 - 05:59	5	4	9	
06:00 - 06:14	6	13	19	
06:15 - 06:29	9	11	20	
06:30 - 06:44	9	14	23	
06:45 - 06:59	13	22	35	
07:00 - 07:14	21	59	80	
07:15 - 07:29	11	49	60	
07:30 - 07:44	23	72	95	
07:45 - 07:59	26	73	99	
08:00 - 08:14	38	78	116	
08:15 - 08:29	36	85	121	
08:30 - 08:44	35	83	118	
08:45 - 08:59	32	44	76	
09:00 - 09:14	23	46	69	
09:15 - 09:29	28	61	89	

09:30 - 09:44	23	64	87
09:45 - 09:59	25	42	67
10:00 - 10:14	25	48	73
10:15 - 10:29	25	33	58
10:30 - 10:44	24	34	58
10:45 - 10:59	19	40	59
11:00 - 11:14	23	38	61
11:15 - 11:29	22	35	57
11:30 - 11:44	20	31	51
11:45 - 11:59	17	35	52
12:00 - 12:14	29	31	60
12:15 - 12:29	24	27	51
12:30 - 12:44	32	27	59
12:45 - 12:59	23	38	61
13:00 - 13:14	28	26	54
13:15 - 13:29	35	35	70
13:30 - 13:44	30	38	68
13:45 - 13:59	23	42	65
14:00 - 14:14	32	46	78
14:15 - 14:29	34	36	70
14:30 - 14:44	31	53	84
14:45 - 14:59	34	64	98
15:00 - 15:14	54	42	96
15:15 - 15:29	45	66	111
15:30 - 15:44	66	26	92
15:45 - 15:59	50	43	93
16:00 - 16:14	61	25	86
16:15 - 16:29	64	45	109
16:30 - 16:44	68	44	112
16:45 - 16:59	61	50	111
17:00 - 17:14	62	42	104
17:15 - 17:29	85	62	147
17:30 - 17:44	81	50	131
17:45 - 17:59	68	50	118
18:00 - 18:14	74	59	133
18:15 - 18:29	52	42	94
18:30 - 18:44	43	48	91
18:45 - 18:59	44	56	100
19:00 - 19:14	34	38	72
19:15 - 19:29	28	31	59
19:30 - 19:44	34	27	61
19:45 - 19:59	15	21	36
20:00 - 20:14	25	21	46
20:15 - 20:29	15	13	28

20:30 - 20:44	13	19	32
20:45 - 20:59	15	15	30
21:00 - 21:14	12	11	23
21:15 - 21:29	8	17	25
21:30 - 21:44	11	13	24
21:45 - 21:59	3	17	20
22:00 - 22:14	11	13	24
22:15 - 22:29	7	6	13
22:30 - 22:44	4	10	14
22:45 - 22:59	4	7	11
23:00 - 23:14	7	8	15
23:15 - 23:29	4	6	10
23:30 - 23:44	5	3	8
23:45 - 23:59	5	4	9
Totals	2167	2667	4834

AM Peak Time 07:58 - 08:57 07:47 - 08:46 07:47 - 08:46

AM Peak

Volume	145	327	468
--------	-----	-----	-----

PM Peak Time 17:15 - 18:14 14:30 - 15:29 17:15 - 18:14

PM Peak

Volume	308	225	529
--------	-----	-----	-----



18:45 - 18:59	0	0	0	6	31	48	8	5	0	0	2	0	0	0	0	100
19:00 - 19:14	0	0	1	4	25	31	9	2	0	0	0	0	0	0	0	72
19:15 - 19:29	0	0	0	8	18	20	10	2	1	0	0	0	0	0	0	59
19:30 - 19:44	0	0	0	1	22	21	12	3	1	0	0	0	1	0	0	61
19:45 - 19:59	0	0	0	3	15	12	5	1	0	0	0	0	0	0	0	36
20:00 - 20:14	0	0	1	3	20	13	8	1	0	0	0	0	0	0	0	46
20:15 - 20:29	0	0	0	1	10	9	8	0	0	0	0	0	0	0	0	28
20:30 - 20:44	0	0	0	4	6	8	10	3	1	0	0	0	0	0	0	32
20:45 - 20:59	0	0	0	3	9	9	8	1	0	0	0	0	0	0	0	30
21:00 - 21:14	1	0	3	1	9	8	1	0	0	0	0	0	0	0	0	23
21:15 - 21:29	0	0	1	2	1	12	5	2	2	0	0	0	0	0	0	25
21:30 - 21:44	0	0	0	1	4	14	2	2	1	0	0	0	0	0	0	24
21:45 - 21:59	0	1	0	0	6	8	2	3	0	0	0	0	0	0	0	20
22:00 - 22:14	0	0	0	5	7	8	4	0	0	0	0	0	0	0	0	24
22:15 - 22:29	0	0	0	2	9	1	1	0	0	0	0	0	0	0	0	13
22:30 - 22:44	0	1	0	0	5	6	2	0	0	0	0	0	0	0	0	14
22:45 - 22:59	0	0	0	1	3	3	4	0	0	0	0	0	0	0	0	11
23:00 - 23:14	0	0	1	1	4	6	3	0	0	0	0	0	0	0	0	15
23:15 - 23:29	0	0	0	0	1	6	2	0	1	0	0	0	0	0	0	10
23:30 - 23:44	0	0	0	0	4	3	1	0	0	0	0	0	0	0	0	8
23:45 - 23:59	0	0	0	0	1	6	1	1	0	0	0	0	0	0	0	9
Totals	10	51	82	319	1336	1805	979	210	29	3	3	2	2	1	2	4834
Percent of Total	0.2	1.1	1.7	6.6	27.6	37.3	20.3	4.3	0.6	0.1	0.1	0.0	0.0	0.0	0.0	100
Percent of AM	0.1	1.2	2.1	6.1	25.8	35.8	22.7	5.4	0.5	0.1	0.1	0.0	0.0	0.0	0.1	100
Percent of PM	0.3	1.0	1.4	6.9	28.7	38.2	18.9	3.8	0.6	0.1	0.1	0.1	0.1	0.0	0.0	100

Study Date: Tuesday, 06/26/2018  
Unit ID: 0218  
Location: SW 16th Terrace, West of SW 17th Avenue

	Westbound Volume	Eastbound Volume	Total Volume	
00:00 - 00:14	0	0	0	0
00:15 - 00:29	1	0	0	1
00:30 - 00:44	1	0	0	1
00:45 - 00:59	3	1	1	4
01:00 - 01:14	0	0	0	0
01:15 - 01:29	0	1	1	1
01:30 - 01:44	0	1	1	1
01:45 - 01:59	0	0	0	0
02:00 - 02:14	0	0	0	0
02:15 - 02:29	1	0	0	1
02:30 - 02:44	0	0	0	0
02:45 - 02:59	0	0	0	0
03:00 - 03:14	0	0	0	0
03:15 - 03:29	1	0	0	1
03:30 - 03:44	0	0	0	0
03:45 - 03:59	1	0	0	1
04:00 - 04:14	2	0	0	2
04:15 - 04:29	0	0	0	0
04:30 - 04:44	0	1	1	1
04:45 - 04:59	0	1	1	1
05:00 - 05:14	0	0	0	0
05:15 - 05:29	2	0	0	2
05:30 - 05:44	0	1	1	1
05:45 - 05:59	2	1	1	3
06:00 - 06:14	0	4	4	4
06:15 - 06:29	1	4	4	5
06:30 - 06:44	1	4	4	5
06:45 - 06:59	1	3	3	4
07:00 - 07:14	2	4	4	6
07:15 - 07:29	2	9	9	11
07:30 - 07:44	0	10	10	10
07:45 - 07:59	2	12	12	14
08:00 - 08:14	4	12	12	16
08:15 - 08:29	3	5	5	8
08:30 - 08:44	5	15	15	20
08:45 - 08:59	1	6	6	7
09:00 - 09:14	2	6	6	8
09:15 - 09:29	2	6	6	8

09:30 - 09:44	4	1	5
09:45 - 09:59	3	2	5
10:00 - 10:14	3	6	9
10:15 - 10:29	2	5	7
10:30 - 10:44	5	1	6
10:45 - 10:59	4	2	6
11:00 - 11:14	3	2	5
11:15 - 11:29	4	2	6
11:30 - 11:44	3	1	4
11:45 - 11:59	2	2	4
12:00 - 12:14	4	5	9
12:15 - 12:29	4	3	7
12:30 - 12:44	9	3	12
12:45 - 12:59	2	5	7
13:00 - 13:14	5	3	8
13:15 - 13:29	3	5	8
13:30 - 13:44	7	3	10
13:45 - 13:59	4	2	6
14:00 - 14:14	7	4	11
14:15 - 14:29	3	1	4
14:30 - 14:44	7	6	13
14:45 - 14:59	4	1	5
15:00 - 15:14	7	9	16
15:15 - 15:29	6	4	10
15:30 - 15:44	6	2	8
15:45 - 15:59	6	1	7
16:00 - 16:14	5	4	9
16:15 - 16:29	3	4	7
16:30 - 16:44	8	4	12
16:45 - 16:59	5	5	10
17:00 - 17:14	2	6	8
17:15 - 17:29	6	3	9
17:30 - 17:44	15	6	21
17:45 - 17:59	8	8	16
18:00 - 18:14	4	8	12
18:15 - 18:29	6	7	13
18:30 - 18:44	6	1	7
18:45 - 18:59	7	4	11
19:00 - 19:14	7	1	8
19:15 - 19:29	4	2	6
19:30 - 19:44	5	3	8
19:45 - 19:59	0	6	6
20:00 - 20:14	4	2	6
20:15 - 20:29	4	2	6
20:30 - 20:44	5	2	7
20:45 - 20:59	3	2	5

21:00 - 21:14	1	1	2
21:15 - 21:29	3	1	4
21:30 - 21:44	1	1	2
21:45 - 21:59	4	0	4
22:00 - 22:14	1	1	2
22:15 - 22:29	2	0	2
22:30 - 22:44	1	2	3
22:45 - 22:59	0	1	1
23:00 - 23:14	1	1	2
23:15 - 23:29	1	1	2
23:30 - 23:44	3	0	3
23:45 - 23:59	0	1	1
Totals	282	278	560
AM Peak Time	10:32 - 11:31	07:41 - 08:40	07:41 - 08:40
AM Peak			
Volume	18	47	59
PM Peak Time	17:19 - 18:18	17:29 - 18:28	17:20 - 18:19
PM Peak			
Volume	37	29	62



Study Date: Wednesday, 06/27/2018  
Unit ID: 0218  
Location: SW 16th Terrace, West of SW 17th Avenue

139

	Westbound	Eastbound	Total	
00:00 - 00:14	1	1	2	2
00:15 - 00:29	0	0	0	0
00:30 - 00:44	0	0	0	0
00:45 - 00:59	0	0	0	0
01:00 - 01:14	1	2	3	3
01:15 - 01:29	0	1	1	1
01:30 - 01:44	0	0	0	0
01:45 - 01:59	0	0	0	0
02:00 - 02:14	0	0	0	0
02:15 - 02:29	0	2	2	2
02:30 - 02:44	0	0	0	0
02:45 - 02:59	0	2	2	2
03:00 - 03:14	0	0	0	0
03:15 - 03:29	0	0	0	0
03:30 - 03:44	0	0	0	0
03:45 - 03:59	0	0	0	0
04:00 - 04:14	0	0	0	0
04:15 - 04:29	0	0	0	0
04:30 - 04:44	0	1	1	1
04:45 - 04:59	0	1	1	1
05:00 - 05:14	0	0	0	0
05:15 - 05:29	2	0	2	2
05:30 - 05:44	2	1	3	3
05:45 - 05:59	1	0	1	1
06:00 - 06:14	1	2	3	3
06:15 - 06:29	1	7	8	8
06:30 - 06:44	0	5	5	5
06:45 - 06:59	2	2	4	4
07:00 - 07:14	2	4	6	6
07:15 - 07:29	2	10	12	12
07:30 - 07:44	2	8	10	10
07:45 - 07:59	3	9	12	12
08:00 - 08:14	0	6	6	6
08:15 - 08:29	1	10	11	11
08:30 - 08:44	3	10	13	13
08:45 - 08:59	7	11	18	18
09:00 - 09:14	3	4	7	7
09:15 - 09:29	4	7	11	11
09:30 - 09:44	3	3	6	6

09:45 - 09:59	2	2	4
10:00 - 10:14	3	3	6
10:15 - 10:29	1	1	2
10:30 - 10:44	4	5	9
10:45 - 10:59	4	6	10
11:00 - 11:14	3	4	7
11:15 - 11:29	5	2	7
11:30 - 11:44	8	5	13
11:45 - 11:59	7	1	8
12:00 - 12:14	6	1	7
12:15 - 12:29	3	4	7
12:30 - 12:44	6	9	15
12:45 - 12:59	5	2	7
13:00 - 13:14	6	6	12
13:15 - 13:29	5	1	6
13:30 - 13:44	3	1	4
13:45 - 13:59	3	7	10
14:00 - 14:14	4	4	8
14:15 - 14:29	3	2	5
14:30 - 14:44	2	3	5
14:45 - 14:59	5	2	7
15:00 - 15:14	4	2	6
15:15 - 15:29	6	5	11
15:30 - 15:44	4	5	9
15:45 - 15:59	9	6	15
16:00 - 16:14	4	7	11
16:15 - 16:29	9	4	13
16:30 - 16:44	6	8	14
16:45 - 16:59	12	5	17
17:00 - 17:14	5	5	10
17:15 - 17:29	9	3	12
17:30 - 17:44	2	4	6
17:45 - 17:59	7	4	11
18:00 - 18:14	9	5	14
18:15 - 18:29	5	5	10
18:30 - 18:44	8	6	14
18:45 - 18:59	2	2	4
19:00 - 19:14	4	2	6
19:15 - 19:29	2	2	4
19:30 - 19:44	6	3	9
19:45 - 19:59	2	0	2
20:00 - 20:14	2	2	4
20:15 - 20:29	4	4	8

20:30 - 20:44	2	4	6
20:45 - 20:59	2	0	2
21:00 - 21:14	1	2	3
21:15 - 21:29	3	3	6
21:30 - 21:44	2	1	3
21:45 - 21:59	3	3	6
22:00 - 22:14	2	3	5
22:15 - 22:29	5	0	5
22:30 - 22:44	3	1	4
22:45 - 22:59	1	1	2
23:00 - 23:14	4	0	4
23:15 - 23:29	1	1	2
23:30 - 23:44	1	0	1
23:45 - 23:59	1	1	2
Totals	281	289	570

AM Peak Time 10:59 - 11:58 08:02 - 09:01 08:11 - 09:10  
AM Peak  
Volume 24 38 52

PM Peak Time 16:21 - 17:20 15:54 - 16:53 16:06 - 17:05  
PM Peak  
Volume 33 28 57

Daily Total Speeds (MPH)

Study Date: Tuesday, 06/26/2018

Unit ID: 0218

Location: SW 16th Terrace, West of SW 17th Avenue

	1-5	6-10	11-15	16-20	21-25	26-30	31-35	36-40	41-45	46-50	51-55	56-60	61-65	66-70	75-99	Total
00:00 - 00:14	0	0	0	0	0	0	0	0	0	0	0	0	0	0	0	0
00:15 - 00:29	0	0	0	0	0	1	0	0	0	0	0	0	0	0	0	1
00:30 - 00:44	0	0	0	0	1	0	0	0	0	0	0	0	0	0	0	1
00:45 - 00:59	0	0	1	1	2	0	0	0	0	0	0	0	0	0	0	4
01:00 - 01:14	0	0	0	0	0	0	0	0	0	0	0	0	0	0	0	0
01:15 - 01:29	0	0	0	0	0	0	1	0	0	0	0	0	0	0	0	1
01:30 - 01:44	0	0	0	0	0	1	0	0	0	0	0	0	0	0	0	1
01:45 - 01:59	0	0	0	0	0	0	0	0	0	0	0	0	0	0	0	0
02:00 - 02:14	0	0	0	0	0	0	0	0	0	0	0	0	0	0	0	0
02:15 - 02:29	0	0	0	0	1	0	0	0	0	0	0	0	0	0	0	1
02:30 - 02:44	0	0	0	0	0	0	0	0	0	0	0	0	0	0	0	0
02:45 - 02:59	0	0	0	0	0	0	0	0	0	0	0	0	0	0	0	0
03:00 - 03:14	0	0	0	0	0	0	0	0	0	0	0	0	0	0	0	0
03:15 - 03:29	0	0	0	1	0	0	0	0	0	0	0	0	0	0	0	1
03:30 - 03:44	0	0	0	0	0	0	0	0	0	0	0	0	0	0	0	0
03:45 - 03:59	0	0	0	1	0	0	0	0	0	0	0	0	0	0	0	1
04:00 - 04:14	0	2	0	0	0	0	0	0	0	0	0	0	0	0	0	2
04:15 - 04:29	0	0	0	0	0	0	0	0	0	0	0	0	0	0	0	0
04:30 - 04:44	0	0	0	1	0	0	0	0	0	0	0	0	0	0	0	1
04:45 - 04:59	0	0	0	1	0	0	0	0	0	0	0	0	0	0	0	1
05:00 - 05:14	0	0	0	0	0	0	0	0	0	0	0	0	0	0	0	0
05:15 - 05:29	0	0	1	1	0	0	0	0	0	0	0	0	0	0	0	2
05:30 - 05:44	0	0	0	1	0	0	0	0	0	0	0	0	0	0	0	1
05:45 - 05:59	0	0	0	2	0	0	1	0	0	0	0	0	0	0	0	3
06:00 - 06:14	0	0	0	1	2	1	0	0	0	0	0	0	0	0	0	4
06:15 - 06:29	0	0	0	1	1	2	0	0	1	0	0	0	0	0	0	5
06:30 - 06:44	0	0	1	1	1	2	0	0	0	0	0	0	0	0	0	5
06:45 - 06:59	0	0	0	1	1	1	1	0	0	0	0	0	0	0	0	4
07:00 - 07:14	0	0	0	1	0	4	0	1	0	0	0	0	0	0	0	6
07:15 - 07:29	0	0	1	2	0	2	3	2	1	0	0	0	0	0	0	11
07:30 - 07:44	0	0	0	0	1	6	0	2	1	0	0	0	0	0	0	10
07:45 - 07:59	1	0	0	0	4	6	3	0	0	0	0	0	0	0	0	14
08:00 - 08:14	0	0	1	6	5	3	1	0	0	0	0	0	0	0	0	16
08:15 - 08:29	0	2	0	1	1	3	1	0	0	0	0	0	0	0	0	8
08:30 - 08:44	0	1	2	5	4	5	3	0	0	0	0	0	0	0	0	20
08:45 - 08:59	0	0	1	3	0	1	2	0	0	0	0	0	0	0	0	7
09:00 - 09:14	0	1	2	0	3	1	1	0	0	0	0	0	0	0	0	8
09:15 - 09:29	0	0	1	1	1	3	1	0	0	0	0	1	0	0	0	8



20:30 - 20:44	0	0	1	2	3	1	0	0	0	0	0	0	0	0	0	7
20:45 - 20:59	0	0	2	2	1	0	0	0	0	0	0	0	0	0	0	5
21:00 - 21:14	0	0	1	0	0	1	0	0	0	0	0	0	0	0	0	2
21:15 - 21:29	0	0	0	2	2	0	0	0	0	0	0	0	0	0	0	4
21:30 - 21:44	0	0	0	1	1	0	0	0	0	0	0	0	0	0	0	2
21:45 - 21:59	0	0	1	1	2	0	0	0	0	0	0	0	0	0	0	4
22:00 - 22:14	0	0	0	0	1	1	0	0	0	0	0	0	0	0	0	2
22:15 - 22:29	0	0	0	0	2	0	0	0	0	0	0	0	0	0	0	2
22:30 - 22:44	0	0	0	1	0	2	0	0	0	0	0	0	0	0	0	3
22:45 - 22:59	0	0	0	0	0	0	1	0	0	0	0	0	0	0	0	1
23:00 - 23:14	0	0	0	1	0	1	0	0	0	0	0	0	0	0	0	2
23:15 - 23:29	0	0	0	0	2	0	0	0	0	0	0	0	0	0	0	2
23:30 - 23:44	0	0	0	1	2	0	0	0	0	0	0	0	0	0	0	3
23:45 - 23:59	0	0	0	0	0	0	1	0	0	0	0	0	0	0	0	1
Totals	1	13	41	131	184	123	42	19	3	2	0	1	0	0	0	560
Percent of Total	0.2	2.3	7.3	23.4	32.9	22.0	7.5	3.4	0.5	0.4	0.0	0.2	0.0	0.0	0.0	100
Percent of AM	0.5	2.9	7.4	23.5	25.0	25.0	10.3	3.4	1.5	0.0	0.0	0.5	0.0	0.0	0.0	100
Percent of PM	0.0	2.0	7.3	23.3	37.4	20.2	5.9	3.4	0.0	0.6	0.0	0.0	0.0	0.0	0.0	100

Standard Deviation:	6.9 MPH	85th Percentile:	30.3 MPH
Mean Speed:	23.8 MPH	15th Percentile:	17.1 MPH
Median Speed:	23.5 MPH	90th Percentile:	32.3 MPH
Modal Speed:	23.5 MPH	95th Percentile:	35.6 MPH







20:30 - 20:44	0	0	0	2	1	3	0	0	0	0	0	0	0	0	0	6
20:45 - 20:59	0	0	1	1	0	0	0	0	0	0	0	0	0	0	0	2
21:00 - 21:14	0	0	0	0	3	0	0	0	0	0	0	0	0	0	0	3
21:15 - 21:29	0	0	2	2	2	0	0	0	0	0	0	0	0	0	0	6
21:30 - 21:44	0	0	0	1	1	1	0	0	0	0	0	0	0	0	0	3
21:45 - 21:59	0	0	1	2	1	2	0	0	0	0	0	0	0	0	0	6
22:00 - 22:14	0	0	0	0	4	1	0	0	0	0	0	0	0	0	0	5
22:15 - 22:29	0	0	0	1	3	1	0	0	0	0	0	0	0	0	0	5
22:30 - 22:44	0	0	0	2	1	0	1	0	0	0	0	0	0	0	0	4
22:45 - 22:59	0	0	0	0	2	0	0	0	0	0	0	0	0	0	0	2
23:00 - 23:14	0	0	1	2	1	0	0	0	0	0	0	0	0	0	0	4
23:15 - 23:29	0	0	0	1	1	0	0	0	0	0	0	0	0	0	0	2
23:30 - 23:44	0	0	0	1	0	0	0	0	0	0	0	0	0	0	0	1
23:45 - 23:59	0	0	0	0	1	0	1	0	0	0	0	0	0	0	0	2
Totals	1	7	34	142	186	125	54	14	6	1	0	0	0	0	0	570
Percent of Total	0.2	1.2	6.0	24.9	32.6	21.9	9.5	2.5	1.1	0.2	0.0	0.0	0.0	0.0	0.0	100
Percent of AM	0.0	1.4	6.9	23.6	23.1	26.9	14.4	3.2	0.5	0.0	0.0	0.0	0.0	0.0	0.0	100
Percent of PM	0.3	1.1	5.4	25.7	38.4	18.9	6.5	2.0	1.4	0.3	0.0	0.0	0.0	0.0	0.0	100

Standard Deviation:	6.6 MPH	85th Percentile:	30.6 MPH
Mean Speed:	24.1 MPH	15th Percentile:	17.5 MPH
Median Speed:	23.7 MPH	90th Percentile:	32.6 MPH
Modal Speed:	23.5 MPH	95th Percentile:	35.3 MPH

Daily Vehicle Volume Report

Study Date: Tuesday, 05/22/2018  
Unit ID: 0147  
Location: SW 17th Street, West of SW 17th Avenue

	Westbound Volume	Eastbound Volume	Total Volume	
00:00 - 00:14	1	0	0	1
00:15 - 00:29	0	0	0	0
00:30 - 00:44	0	0	0	0
00:45 - 00:59	0	0	0	0
01:00 - 01:14	0	0	0	0
01:15 - 01:29	0	0	0	0
01:30 - 01:44	0	0	0	0
01:45 - 01:59	1	0	0	1
02:00 - 02:14	0	2	2	2
02:15 - 02:29	0	0	0	0
02:30 - 02:44	1	0	0	1
02:45 - 02:59	0	0	0	0
03:00 - 03:14	0	0	0	0
03:15 - 03:29	1	2	2	3
03:30 - 03:44	0	0	0	0
03:45 - 03:59	0	0	0	0
04:00 - 04:14	0	0	0	0
04:15 - 04:29	1	1	1	2
04:30 - 04:44	0	0	0	0
04:45 - 04:59	0	0	0	0
05:00 - 05:14	0	1	1	1
05:15 - 05:29	1	0	0	1
05:30 - 05:44	0	0	0	0
05:45 - 05:59	1	1	1	2
06:00 - 06:14	0	3	3	3
06:15 - 06:29	2	5	5	7
06:30 - 06:44	1	6	6	7
06:45 - 06:59	3	7	7	10
07:00 - 07:14	1	5	5	6
07:15 - 07:29	3	3	3	6
07:30 - 07:44	2	15	15	17
07:45 - 07:59	7	19	19	26
08:00 - 08:14	8	21	21	29
08:15 - 08:29	3	18	18	21
08:30 - 08:44	4	14	14	18
08:45 - 08:59	7	13	13	20
09:00 - 09:14	8	6	6	14
09:15 - 09:29	5	3	3	8

09:30 - 09:44	3	4	7
09:45 - 09:59	6	4	10
10:00 - 10:14	4	4	8
10:15 - 10:29	2	5	7
10:30 - 10:44	3	6	9
10:45 - 10:59	3	2	5
11:00 - 11:14	2	3	5
11:15 - 11:29	2	2	4
11:30 - 11:44	3	4	7
11:45 - 11:59	3	4	7
12:00 - 12:14	4	2	6
12:15 - 12:29	2	3	5
12:30 - 12:44	5	7	12
12:45 - 12:59	6	3	9
13:00 - 13:14	3	6	9
13:15 - 13:29	3	5	8
13:30 - 13:44	4	1	5
13:45 - 13:59	2	7	9
14:00 - 14:14	8	9	17
14:15 - 14:29	5	5	10
14:30 - 14:44	4	8	12
14:45 - 14:59	6	7	13
15:00 - 15:14	13	7	20
15:15 - 15:29	18	5	23
15:30 - 15:44	7	4	11
15:45 - 15:59	9	7	16
16:00 - 16:14	11	7	18
16:15 - 16:29	15	4	19
16:30 - 16:44	13	9	22
16:45 - 16:59	12	6	18
17:00 - 17:14	18	8	26
17:15 - 17:29	21	11	32
17:30 - 17:44	8	9	17
17:45 - 17:59	10	9	19
18:00 - 18:14	11	8	19
18:15 - 18:29	11	14	25
18:30 - 18:44	13	7	20
18:45 - 18:59	8	7	15
19:00 - 19:14	8	8	16
19:15 - 19:29	3	2	5
19:30 - 19:44	6	8	14
19:45 - 19:59	5	1	6
20:00 - 20:14	0	4	4
20:15 - 20:29	2	4	6

20:30 - 20:44	2	2	4
20:45 - 20:59	3	5	8
21:00 - 21:14	7	7	14
21:15 - 21:29	5	1	6
21:30 - 21:44	6	2	8
21:45 - 21:59	4	3	7
22:00 - 22:14	4	2	6
22:15 - 22:29	4	3	7
22:30 - 22:44	3	0	3
22:45 - 22:59	1	0	1
23:00 - 23:14	1	2	3
23:15 - 23:29	1	4	5
23:30 - 23:44	1	1	2
23:45 - 23:59	1	0	1
Totals	409	427	836

AM Peak Time 08:03 - 09:02 07:33 - 08:32 07:33 - 08:32

AM Peak

Volume	26	79	99
--------	----	----	----

PM Peak Time 16:34 - 17:33 17:25 - 18:24 16:34 - 17:33

PM Peak

Volume	67	41	104
--------	----	----	-----





20:30 - 20:44	0	0	0	2	2	0	0	0	0	0	0	0	0	0	0	4
20:45 - 20:59	0	0	0	3	4	0	1	0	0	0	0	0	0	0	0	8
21:00 - 21:14	0	1	3	6	3	1	0	0	0	0	0	0	0	0	0	14
21:15 - 21:29	0	0	1	2	2	1	0	0	0	0	0	0	0	0	0	6
21:30 - 21:44	0	1	1	0	5	1	0	0	0	0	0	0	0	0	0	8
21:45 - 21:59	0	0	0	0	6	1	0	0	0	0	0	0	0	0	0	7
22:00 - 22:14	0	0	1	2	2	1	0	0	0	0	0	0	0	0	0	6
22:15 - 22:29	0	0	1	4	1	1	0	0	0	0	0	0	0	0	0	7
22:30 - 22:44	0	0	0	0	2	1	0	0	0	0	0	0	0	0	0	3
22:45 - 22:59	0	0	0	0	0	1	0	0	0	0	0	0	0	0	0	1
23:00 - 23:14	0	1	1	0	1	0	0	0	0	0	0	0	0	0	0	3
23:15 - 23:29	0	1	0	2	2	0	0	0	0	0	0	0	0	0	0	5
23:30 - 23:44	0	0	0	0	1	1	0	0	0	0	0	0	0	0	0	2
23:45 - 23:59	0	0	0	1	0	0	0	0	0	0	0	0	0	0	0	1
Totals	7	26	83	194	300	183	39	0	3	1	0	0	0	0	0	836
Percent of Total	0.8	3.1	9.9	23.2	35.9	21.9	4.7	0.0	0.4	0.1	0.0	0.0	0.0	0.0	0.0	100
Percent of AM	1.1	2.5	11.3	27.3	28.0	23.3	5.8	0.0	0.7	0.0	0.0	0.0	0.0	0.0	0.0	100
Percent of PM	0.7	3.4	9.3	21.2	39.8	21.2	4.1	0.0	0.2	0.2	0.0	0.0	0.0	0.0	0.0	100

Standard Deviation:	6.3 MPH	85th Percentile:	28.7 MPH
Mean Speed:	22.4 MPH	15th Percentile:	16.2 MPH
Median Speed:	22.8 MPH	90th Percentile:	29.9 MPH
Modal Speed:	23.5 MPH	95th Percentile:	31.1 MPH

Daily Vehicle Volume Report

Study Date: Thursday, 05/10/2018  
Unit ID: 0204  
Location: SW 18th Street, West of SW 17th Avenue

	Westbound Volume	Eastbound Volume	Total Volume	
00:00 - 00:14	0	0	0	0
00:15 - 00:29	0	0	0	0
00:30 - 00:44	0	1	1	1
00:45 - 00:59	0	0	0	0
01:00 - 01:14	1	0	1	1
01:15 - 01:29	0	0	0	0
01:30 - 01:44	0	0	0	0
01:45 - 01:59	0	0	0	0
02:00 - 02:14	0	0	0	0
02:15 - 02:29	0	1	1	1
02:30 - 02:44	1	0	1	1
02:45 - 02:59	2	0	2	2
03:00 - 03:14	0	0	0	0
03:15 - 03:29	0	0	0	0
03:30 - 03:44	0	0	0	0
03:45 - 03:59	0	0	0	0
04:00 - 04:14	1	0	1	1
04:15 - 04:29	0	0	0	0
04:30 - 04:44	1	0	1	1
04:45 - 04:59	0	0	0	0
05:00 - 05:14	0	2	2	2
05:15 - 05:29	0	0	0	0
05:30 - 05:44	0	2	2	2
05:45 - 05:59	6	1	7	7
06:00 - 06:14	1	1	2	2
06:15 - 06:29	3	2	5	5
06:30 - 06:44	2	2	4	4
06:45 - 06:59	4	4	8	8
07:00 - 07:14	3	5	8	8
07:15 - 07:29	5	4	9	9
07:30 - 07:44	5	12	17	17
07:45 - 07:59	3	12	15	15
08:00 - 08:14	16	16	32	32
08:15 - 08:29	6	18	24	24
08:30 - 08:44	3	6	9	9
08:45 - 08:59	6	4	10	10
09:00 - 09:14	6	2	8	8
09:15 - 09:29	2	3	5	5



09:30 - 09:44	3	2	5
09:45 - 09:59	3	5	8
10:00 - 10:14	6	2	8
10:15 - 10:29	0	5	5
10:30 - 10:44	3	1	4
10:45 - 10:59	2	5	7
11:00 - 11:14	4	5	9
11:15 - 11:29	6	1	7
11:30 - 11:44	4	6	10
11:45 - 11:59	7	4	11
12:00 - 12:14	4	4	8
12:15 - 12:29	6	4	10
12:30 - 12:44	4	4	8
12:45 - 12:59	3	5	8
13:00 - 13:14	7	5	12
13:15 - 13:29	2	4	6
13:30 - 13:44	5	3	8
13:45 - 13:59	7	7	14
14:00 - 14:14	4	4	8
14:15 - 14:29	2	2	4
14:30 - 14:44	5	4	9
14:45 - 14:59	5	11	16
15:00 - 15:14	14	9	23
15:15 - 15:29	8	10	18
15:30 - 15:44	8	5	13
15:45 - 15:59	7	5	12
16:00 - 16:14	6	1	7
16:15 - 16:29	7	3	10
16:30 - 16:44	10	3	13
16:45 - 16:59	9	5	14
17:00 - 17:14	11	2	13
17:15 - 17:29	11	1	12
17:30 - 17:44	7	2	9
17:45 - 17:59	16	8	24
18:00 - 18:14	12	2	14
18:15 - 18:29	8	9	17
18:30 - 18:44	16	2	18
18:45 - 18:59	7	3	10
19:00 - 19:14	6	1	7
19:15 - 19:29	6	4	10
19:30 - 19:44	5	3	8
19:45 - 19:59	3	1	4
20:00 - 20:14	2	3	5
20:15 - 20:29	4	7	11

20:30 - 20:44	5	3	8
20:45 - 20:59	5	1	6
21:00 - 21:14	1	2	3
21:15 - 21:29	2	2	4
21:30 - 21:44	2	2	4
21:45 - 21:59	4	4	8
22:00 - 22:14	3	4	7
22:15 - 22:29	0	3	3
22:30 - 22:44	2	1	3
22:45 - 22:59	2	1	3
23:00 - 23:14	1	1	2
23:15 - 23:29	1	0	1
23:30 - 23:44	2	0	2
23:45 - 23:59	1	1	2
Totals	383	305	688

AM Peak Time 08:05 - 09:04 07:28 - 08:27 07:30 - 08:29

AM Peak

Volume	35	58	88
--------	----	----	----

PM Peak Time 17:52 - 18:51 14:43 - 15:42 17:44 - 18:43

PM Peak

Volume	54	37	74
--------	----	----	----





20:30 - 20:44	0	0	0	0	4	3	1	0	0	0	0	0	0	0	0	8
20:45 - 20:59	0	0	0	1	2	2	1	0	0	0	0	0	0	0	0	6
21:00 - 21:14	0	1	1	0	0	1	0	0	0	0	0	0	0	0	0	3
21:15 - 21:29	0	0	1	0	1	2	0	0	0	0	0	0	0	0	0	4
21:30 - 21:44	0	1	1	1	1	0	0	0	0	0	0	0	0	0	0	4
21:45 - 21:59	0	0	1	3	4	0	0	0	0	0	0	0	0	0	0	8
22:00 - 22:14	0	0	0	3	3	1	0	0	0	0	0	0	0	0	0	7
22:15 - 22:29	0	0	0	1	1	1	0	0	0	0	0	0	0	0	0	3
22:30 - 22:44	0	1	0	1	1	0	0	0	0	0	0	0	0	0	0	3
22:45 - 22:59	0	0	0	0	1	1	1	0	0	0	0	0	0	0	0	3
23:00 - 23:14	0	1	1	0	0	0	0	0	0	0	0	0	0	0	0	2
23:15 - 23:29	0	0	0	0	1	0	0	0	0	0	0	0	0	0	0	1
23:30 - 23:44	0	0	0	0	1	1	0	0	0	0	0	0	0	0	0	2
23:45 - 23:59	0	0	0	0	0	1	1	0	0	0	0	0	0	0	0	2
Totals	3	37	74	144	231	145	45	8	1	0	0	0	0	0	0	688
Percent of Total	0.4	5.4	10.8	20.9	33.6	21.1	6.5	1.2	0.1	0.0	0.0	0.0	0.0	0.0	0.0	100
Percent of AM	0.8	6.8	14.9	22.5	31.3	18.9	4.0	0.8	0.0	0.0	0.0	0.0	0.0	0.0	0.0	100
Percent of PM	0.2	4.6	8.4	20.0	34.9	22.3	8.0	1.4	0.2	0.0	0.0	0.0	0.0	0.0	0.0	100

Standard Deviation:	6.8 MPH	85th Percentile:	29.3 MPH
Mean Speed:	22.4 MPH	15th Percentile:	15.2 MPH
Median Speed:	22.9 MPH	90th Percentile:	30.5 MPH
Modal Speed:	23.5 MPH	95th Percentile:	33.1 MPH

Daily Vehicle Volume Report

Study Date: Tuesday, 05/22/2018  
Unit ID: 0197  
Location: SW 19th Street, West of SW 17th Avenue

	Westbound Volume	Eastbound Volume	Total Volume	
00:00 - 00:14	2	0	0	2
00:15 - 00:29	1	0	0	1
00:30 - 00:44	0	0	0	0
00:45 - 00:59	0	1	1	1
01:00 - 01:14	0	1	1	1
01:15 - 01:29	2	1	1	3
01:30 - 01:44	0	0	0	0
01:45 - 01:59	0	2	2	2
02:00 - 02:14	0	0	0	0
02:15 - 02:29	1	0	0	1
02:30 - 02:44	0	1	1	1
02:45 - 02:59	1	0	0	1
03:00 - 03:14	0	0	0	0
03:15 - 03:29	0	0	0	0
03:30 - 03:44	0	1	1	1
03:45 - 03:59	1	1	1	2
04:00 - 04:14	0	0	0	0
04:15 - 04:29	0	1	1	1
04:30 - 04:44	1	1	1	2
04:45 - 04:59	0	0	0	0
05:00 - 05:14	1	1	1	2
05:15 - 05:29	1	1	1	2
05:30 - 05:44	2	4	4	6
05:45 - 05:59	2	3	3	5
06:00 - 06:14	8	5	5	13
06:15 - 06:29	7	4	4	11
06:30 - 06:44	5	3	3	8
06:45 - 06:59	12	10	10	22
07:00 - 07:14	15	12	12	27
07:15 - 07:29	19	9	9	28
07:30 - 07:44	24	26	26	50
07:45 - 07:59	29	24	24	53
08:00 - 08:14	69	39	39	108
08:15 - 08:29	68	48	48	116
08:30 - 08:44	34	16	16	50
08:45 - 08:59	35	14	14	49
09:00 - 09:14	28	9	9	37
09:15 - 09:29	22	16	16	38

09:30 - 09:44	18	12	30
09:45 - 09:59	12	12	24
10:00 - 10:14	13	15	28
10:15 - 10:29	13	30	43
10:30 - 10:44	8	31	39
10:45 - 10:59	12	15	27
11:00 - 11:14	18	12	30
11:15 - 11:29	10	13	23
11:30 - 11:44	11	10	21
11:45 - 11:59	11	12	23
12:00 - 12:14	13	13	26
12:15 - 12:29	19	11	30
12:30 - 12:44	12	7	19
12:45 - 12:59	13	10	23
13:00 - 13:14	16	12	28
13:15 - 13:29	25	11	36
13:30 - 13:44	20	12	32
13:45 - 13:59	21	6	27
14:00 - 14:14	21	13	34
14:15 - 14:29	13	2	15
14:30 - 14:44	22	11	33
14:45 - 14:59	29	10	39
15:00 - 15:14	46	19	65
15:15 - 15:29	43	17	60
15:30 - 15:44	28	17	45
15:45 - 15:59	40	13	53
16:00 - 16:14	29	19	48
16:15 - 16:29	28	12	40
16:30 - 16:44	26	19	45
16:45 - 16:59	50	11	61
17:00 - 17:14	30	15	45
17:15 - 17:29	43	20	63
17:30 - 17:44	41	17	58
17:45 - 17:59	60	19	79
18:00 - 18:14	30	14	44
18:15 - 18:29	21	11	32
18:30 - 18:44	24	9	33
18:45 - 18:59	22	13	35
19:00 - 19:14	17	9	26
19:15 - 19:29	11	12	23
19:30 - 19:44	10	10	20
19:45 - 19:59	12	7	19
20:00 - 20:14	12	8	20
20:15 - 20:29	12	10	22

20:30 - 20:44	11	9	20
20:45 - 20:59	13	3	16
21:00 - 21:14	12	4	16
21:15 - 21:29	6	3	9
21:30 - 21:44	3	7	10
21:45 - 21:59	8	2	10
22:00 - 22:14	9	3	12
22:15 - 22:29	5	2	7
22:30 - 22:44	3	4	7
22:45 - 22:59	4	4	8
23:00 - 23:14	6	2	8
23:15 - 23:29	5	2	7
23:30 - 23:44	2	0	2
23:45 - 23:59	2	7	9
Totals	1464	887	2351

AM Peak Time 07:59 - 08:58 07:31 - 08:30 07:43 - 08:42

AM Peak

Volume	211	138	334
--------	-----	-----	-----

PM Peak Time 17:07 - 18:06 17:18 - 18:17 17:19 - 18:18

PM Peak

Volume	178	73	248
--------	-----	----	-----







20:30 - 20:44	0	0	1	6	10	2	1	0	0	0	0	0	0	0	0	20
20:45 - 20:59	0	0	0	4	9	3	0	0	0	0	0	0	0	0	0	16
21:00 - 21:14	0	0	0	4	9	2	1	0	0	0	0	0	0	0	0	16
21:15 - 21:29	0	2	0	3	3	1	0	0	0	0	0	0	0	0	0	9
21:30 - 21:44	0	0	1	3	4	2	0	0	0	0	0	0	0	0	0	10
21:45 - 21:59	0	0	0	2	7	1	0	0	0	0	0	0	0	0	0	10
22:00 - 22:14	0	2	2	1	6	1	0	0	0	0	0	0	0	0	0	12
22:15 - 22:29	0	0	1	2	2	2	0	0	0	0	0	0	0	0	0	7
22:30 - 22:44	0	0	1	1	4	1	0	0	0	0	0	0	0	0	0	7
22:45 - 22:59	0	0	1	0	5	2	0	0	0	0	0	0	0	0	0	8
23:00 - 23:14	0	0	0	2	4	2	0	0	0	0	0	0	0	0	0	8
23:15 - 23:29	0	1	1	2	2	1	0	0	0	0	0	0	0	0	0	7
23:30 - 23:44	0	0	0	1	0	0	1	0	0	0	0	0	0	0	0	2
23:45 - 23:59	0	0	0	0	5	3	1	0	0	0	0	0	0	0	0	9
Totals	7	57	127	425	926	571	199	34	1	1	0	0	0	0	2	2350
Percent of Total	0.3	2.4	5.4	18.1	39.4	24.3	8.5	1.4	0.0	0.0	0.0	0.0	0.0	0.0	0.1	100
Percent of AM	0.5	3.0	5.5	18.6	38.7	21.9	10.1	1.5	0.1	0.0	0.0	0.0	0.0	0.0	0.1	100
Percent of PM	0.1	2.0	5.4	17.8	39.8	25.9	7.4	1.4	0.0	0.1	0.0	0.0	0.0	0.0	0.1	100

Standard Deviation:	6.3 MPH	85th Percentile:	30.0 MPH
Mean Speed:	24.0 MPH	15th Percentile:	17.9 MPH
Median Speed:	24.0 MPH	90th Percentile:	31.0 MPH
Modal Speed:	23.5 MPH	95th Percentile:	34.0 MPH

Daily Vehicle Volume Report

Study Date: Wednesday, 05/09/2018  
Unit ID: 0143  
Location: SW 21st Street, West of SW 17th Avenue

	Westbound Volume	Eastbound Volume	Total Volume	
00:00 - 00:14	0	0	0	0
00:15 - 00:29	1	1	1	2
00:30 - 00:44	0	0	0	0
00:45 - 00:59	2	0	0	2
01:00 - 01:14	1	0	0	1
01:15 - 01:29	0	0	0	0
01:30 - 01:44	0	0	0	0
01:45 - 01:59	0	0	0	0
02:00 - 02:14	1	0	0	1
02:15 - 02:29	0	1	1	1
02:30 - 02:44	0	0	0	0
02:45 - 02:59	0	0	0	0
03:00 - 03:14	0	0	0	0
03:15 - 03:29	2	1	1	3
03:30 - 03:44	0	0	0	0
03:45 - 03:59	0	1	1	1
04:00 - 04:14	1	0	0	1
04:15 - 04:29	1	0	0	1
04:30 - 04:44	0	0	0	0
04:45 - 04:59	0	1	1	1
05:00 - 05:14	0	0	0	0
05:15 - 05:29	0	0	0	0
05:30 - 05:44	0	2	2	2
05:45 - 05:59	1	1	1	2
06:00 - 06:14	5	1	1	6
06:15 - 06:29	0	2	2	2
06:30 - 06:44	3	8	8	11
06:45 - 06:59	6	8	8	14
07:00 - 07:14	5	7	7	12
07:15 - 07:29	6	10	10	16
07:30 - 07:44	12	14	14	26
07:45 - 07:59	16	20	20	36
08:00 - 08:14	24	30	30	54
08:15 - 08:29	20	38	38	58
08:30 - 08:44	28	24	24	52
08:45 - 08:59	12	25	25	37
09:00 - 09:14	15	7	7	22
09:15 - 09:29	12	11	11	23

09:30 - 09:44	8	8	16
09:45 - 09:59	9	14	23
10:00 - 10:14	13	7	20
10:15 - 10:29	10	10	20
10:30 - 10:44	2	6	8
10:45 - 10:59	10	12	22
11:00 - 11:14	5	6	11
11:15 - 11:29	6	3	9
11:30 - 11:44	9	9	18
11:45 - 11:59	7	4	11
12:00 - 12:14	9	11	20
12:15 - 12:29	8	9	17
12:30 - 12:44	8	9	17
12:45 - 12:59	11	6	17
13:00 - 13:14	7	6	13
13:15 - 13:29	3	6	9
13:30 - 13:44	14	11	25
13:45 - 13:59	9	20	29
14:00 - 14:14	16	9	25
14:15 - 14:29	9	4	13
14:30 - 14:44	5	8	13
14:45 - 14:59	11	11	22
15:00 - 15:14	20	10	30
15:15 - 15:29	19	7	26
15:30 - 15:44	16	10	26
15:45 - 15:59	25	10	35
16:00 - 16:14	21	9	30
16:15 - 16:29	24	8	32
16:30 - 16:44	31	12	43
16:45 - 16:59	32	10	42
17:00 - 17:14	43	18	61
17:15 - 17:29	45	12	57
17:30 - 17:44	61	8	69
17:45 - 17:59	49	17	66
18:00 - 18:14	39	10	49
18:15 - 18:29	29	14	43
18:30 - 18:44	25	7	32
18:45 - 18:59	12	10	22
19:00 - 19:14	17	8	25
19:15 - 19:29	8	7	15
19:30 - 19:44	7	6	13
19:45 - 19:59	8	10	18
20:00 - 20:14	6	7	13
20:15 - 20:29	4	6	10

20:30 - 20:44	3	4	7
20:45 - 20:59	4	8	12
21:00 - 21:14	3	3	6
21:15 - 21:29	2	5	7
21:30 - 21:44	3	4	7
21:45 - 21:59	2	2	4
22:00 - 22:14	4	5	9
22:15 - 22:29	1	2	3
22:30 - 22:44	0	1	1
22:45 - 22:59	1	1	2
23:00 - 23:14	0	0	0
23:15 - 23:29	0	0	0
23:30 - 23:44	2	0	2
23:45 - 23:59	0	2	2
Totals	929	655	1584

AM Peak Time 08:03 - 09:02 08:02 - 09:01 08:03 - 09:02  
AM Peak  
Volume 89 118 207

PM Peak Time 16:58 - 17:57 17:05 - 18:04 16:58 - 17:57  
PM Peak  
Volume 202 58 255







20:30 - 20:44	0	0	0	0	2	3	1	1	0	0	0	0	0	0	0	7
20:45 - 20:59	0	0	0	2	6	4	0	0	0	0	0	0	0	0	0	12
21:00 - 21:14	0	0	0	1	3	2	0	0	0	0	0	0	0	0	0	6
21:15 - 21:29	0	0	1	1	2	1	1	1	0	0	0	0	0	0	0	7
21:30 - 21:44	0	0	2	3	1	0	1	0	0	0	0	0	0	0	0	7
21:45 - 21:59	0	1	0	0	3	0	0	0	0	0	0	0	0	0	0	4
22:00 - 22:14	0	0	1	2	3	3	0	0	0	0	0	0	0	0	0	9
22:15 - 22:29	0	0	0	0	2	0	1	0	0	0	0	0	0	0	0	3
22:30 - 22:44	0	0	1	0	0	0	0	0	0	0	0	0	0	0	0	1
22:45 - 22:59	0	0	1	0	1	0	0	0	0	0	0	0	0	0	0	2
23:00 - 23:14	0	0	0	0	0	0	0	0	0	0	0	0	0	0	0	0
23:15 - 23:29	0	0	0	0	0	0	0	0	0	0	0	0	0	0	0	0
23:30 - 23:44	0	0	1	1	0	0	0	0	0	0	0	0	0	0	0	2
23:45 - 23:59	0	0	0	0	0	2	0	0	0	0	0	0	0	0	0	2
Totals	3	12	51	163	488	602	212	45	7	0	0	0	0	0	1	1584
Percent of Total	0.2	0.8	3.2	10.3	30.8	38.0	13.4	2.8	0.4	0.0	0.0	0.0	0.0	0.0	0.1	100
Percent of AM	0.0	1.3	3.1	10.3	32.5	35.0	14.7	2.9	0.2	0.0	0.0	0.0	0.0	0.0	0.0	100
Percent of PM	0.3	0.5	3.3	10.3	29.9	39.6	12.7	2.8	0.6	0.0	0.0	0.0	0.0	0.0	0.1	100

Standard Deviation:	6.0 MPH	85th Percentile:	31.6 MPH
Mean Speed:	26.3 MPH	15th Percentile:	21.1 MPH
Median Speed:	26.6 MPH	90th Percentile:	33.5 MPH
Modal Speed:	28.5 MPH	95th Percentile:	35.4 MPH

Daily Vehicle Volume Report

Study Date: Tuesday, 05/15/2018  
Unit ID: 0219  
Location: SW 21st Terrace, West of SW 17th Avenue

	Westbound Volume	Eastbound Volume	Total Volume	
00:00 - 00:14	0	0	0	0
00:15 - 00:29	0	0	0	0
00:30 - 00:44	0	0	0	0
00:45 - 00:59	0	0	0	0
01:00 - 01:14	0	0	0	0
01:15 - 01:29	0	0	0	0
01:30 - 01:44	0	0	0	0
01:45 - 01:59	0	0	0	0
02:00 - 02:14	0	0	0	0
02:15 - 02:29	0	0	0	0
02:30 - 02:44	1	0	1	1
02:45 - 02:59	0	0	0	0
03:00 - 03:14	0	0	0	0
03:15 - 03:29	0	0	0	0
03:30 - 03:44	0	0	0	0
03:45 - 03:59	0	0	0	0
04:00 - 04:14	0	0	0	0
04:15 - 04:29	0	0	0	0
04:30 - 04:44	0	0	0	0
04:45 - 04:59	0	1	1	1
05:00 - 05:14	0	0	0	0
05:15 - 05:29	0	0	0	0
05:30 - 05:44	0	0	0	0
05:45 - 05:59	0	1	1	1
06:00 - 06:14	2	1	3	3
06:15 - 06:29	2	2	4	4
06:30 - 06:44	5	1	6	6
06:45 - 06:59	6	1	7	7
07:00 - 07:14	6	2	8	8
07:15 - 07:29	5	4	9	9
07:30 - 07:44	8	4	12	12
07:45 - 07:59	16	9	25	25
08:00 - 08:14	11	15	26	26
08:15 - 08:29	16	14	30	30
08:30 - 08:44	14	10	24	24
08:45 - 08:59	17	10	27	27
09:00 - 09:14	9	6	15	15
09:15 - 09:29	10	4	14	14

09:30 - 09:44	12	10	22
09:45 - 09:59	7	14	21
10:00 - 10:14	4	4	8
10:15 - 10:29	5	4	9
10:30 - 10:44	10	5	15
10:45 - 10:59	6	7	13
11:00 - 11:14	4	4	8
11:15 - 11:29	0	5	5
11:30 - 11:44	9	12	21
11:45 - 11:59	11	8	19
12:00 - 12:14	8	14	22
12:15 - 12:29	15	28	43
12:30 - 12:44	8	17	25
12:45 - 12:59	10	21	31
13:00 - 13:14	6	9	15
13:15 - 13:29	11	6	17
13:30 - 13:44	9	12	21
13:45 - 13:59	11	14	25
14:00 - 14:14	9	9	18
14:15 - 14:29	9	7	16
14:30 - 14:44	12	6	18
14:45 - 14:59	11	8	19
15:00 - 15:14	9	12	21
15:15 - 15:29	16	12	28
15:30 - 15:44	17	9	26
15:45 - 15:59	10	12	22
16:00 - 16:14	9	10	19
16:15 - 16:29	10	10	20
16:30 - 16:44	19	10	29
16:45 - 16:59	11	10	21
17:00 - 17:14	18	8	26
17:15 - 17:29	19	12	31
17:30 - 17:44	15	16	31
17:45 - 17:59	14	16	30
18:00 - 18:14	16	13	29
18:15 - 18:29	10	13	23
18:30 - 18:44	9	9	18
18:45 - 18:59	7	9	16
19:00 - 19:14	5	8	13
19:15 - 19:29	3	7	10
19:30 - 19:44	2	7	9
19:45 - 19:59	6	4	10
20:00 - 20:14	5	2	7
20:15 - 20:29	3	3	6

20:30 - 20:44	2	5	7
20:45 - 20:59	5	1	6
21:00 - 21:14	4	2	6
21:15 - 21:29	6	1	7
21:30 - 21:44	3	2	5
21:45 - 21:59	2	5	7
22:00 - 22:14	2	2	4
22:15 - 22:29	1	0	1
22:30 - 22:44	0	2	2
22:45 - 22:59	1	1	2
23:00 - 23:14	1	1	2
23:15 - 23:29	0	1	1
23:30 - 23:44	1	0	1
23:45 - 23:59	0	0	0
Totals	576	544	1120

AM Peak Time 07:49 - 08:48 07:54 - 08:53 07:48 - 08:47

AM Peak

Volume	60	50	108
--------	----	----	-----

PM Peak Time 16:30 - 17:29 12:02 - 13:01 17:13 - 18:12

PM Peak

Volume	67	82	123
--------	----	----	-----





20:30 - 20:44	0	0	0	0	3	2	2	0	0	0	0	0	0	0	0	7
20:45 - 20:59	0	0	0	1	1	1	2	1	0	0	0	0	0	0	0	6
21:00 - 21:14	0	0	0	2	2	1	0	1	0	0	0	0	0	0	0	6
21:15 - 21:29	0	0	0	0	1	4	1	1	0	0	0	0	0	0	0	7
21:30 - 21:44	0	0	0	0	1	2	2	0	0	0	0	0	0	0	0	5
21:45 - 21:59	0	0	0	2	3	1	1	0	0	0	0	0	0	0	0	7
22:00 - 22:14	0	0	0	1	3	0	0	0	0	0	0	0	0	0	0	4
22:15 - 22:29	0	0	0	0	0	0	1	0	0	0	0	0	0	0	0	1
22:30 - 22:44	0	0	0	0	0	1	1	0	0	0	0	0	0	0	0	2
22:45 - 22:59	0	0	0	0	0	1	1	0	0	0	0	0	0	0	0	2
23:00 - 23:14	0	0	0	0	2	0	0	0	0	0	0	0	0	0	0	2
23:15 - 23:29	0	0	0	1	0	0	0	0	0	0	0	0	0	0	0	1
23:30 - 23:44	0	0	0	0	0	1	0	0	0	0	0	0	0	0	0	1
23:45 - 23:59	0	0	0	0	0	0	0	0	0	0	0	0	0	0	0	0
Totals	3	12	28	103	327	341	245	53	6	0	0	0	0	1	0	1119
Percent of Total	0.3	1.1	2.5	9.2	29.2	30.5	21.9	4.7	0.5	0.0	0.0	0.0	0.0	0.1	0.0	100
Percent of AM	0.3	1.1	3.4	10.2	26.3	30.0	21.8	5.9	0.6	0.0	0.0	0.0	0.0	0.3	0.0	100
Percent of PM	0.3	1.0	2.1	8.7	30.5	30.7	21.9	4.2	0.5	0.0	0.0	0.0	0.0	0.0	0.0	100

Standard Deviation:	6.4 MPH	85th Percentile:	33.8 MPH
Mean Speed:	27.1 MPH	15th Percentile:	21.3 MPH
Median Speed:	27.3 MPH	90th Percentile:	34.9 MPH
Modal Speed:	28.5 MPH	95th Percentile:	36.3 MPH

Daily Vehicle Volume Report

Study Date: Thursday, 05/10/2018  
Unit ID: 0148  
Location: SW 9th Street, East of SW 17th Avenue

	Westbound Volume	Eastbound Volume	Total Volume	
00:00 - 00:14	2	0	0	2
00:15 - 00:29	2	0	0	2
00:30 - 00:44	3	2	2	5
00:45 - 00:59	1	3	3	4
01:00 - 01:14	3	3	3	6
01:15 - 01:29	1	1	1	2
01:30 - 01:44	0	1	1	1
01:45 - 01:59	1	0	0	1
02:00 - 02:14	0	0	0	0
02:15 - 02:29	0	0	0	0
02:30 - 02:44	0	3	3	3
02:45 - 02:59	0	1	1	1
03:00 - 03:14	1	0	0	1
03:15 - 03:29	1	0	0	1
03:30 - 03:44	0	1	1	1
03:45 - 03:59	0	2	2	2
04:00 - 04:14	2	1	1	3
04:15 - 04:29	1	2	2	3
04:30 - 04:44	0	0	0	0
04:45 - 04:59	0	1	1	1
05:00 - 05:14	1	0	0	1
05:15 - 05:29	2	0	0	2
05:30 - 05:44	0	2	2	2
05:45 - 05:59	1	3	3	4
06:00 - 06:14	0	2	2	2
06:15 - 06:29	2	5	5	7
06:30 - 06:44	0	4	4	4
06:45 - 06:59	2	11	11	13
07:00 - 07:14	3	14	14	17
07:15 - 07:29	4	8	8	12
07:30 - 07:44	3	19	19	22
07:45 - 07:59	2	16	16	18
08:00 - 08:14	6	18	18	24
08:15 - 08:29	9	19	19	28
08:30 - 08:44	4	18	18	22
08:45 - 08:59	6	14	14	20
09:00 - 09:14	8	11	11	19
09:15 - 09:29	3	11	11	14



09:30 - 09:44	7	13	20
09:45 - 09:59	5	19	24
10:00 - 10:14	5	11	16
10:15 - 10:29	10	15	25
10:30 - 10:44	8	11	19
10:45 - 10:59	5	13	18
11:00 - 11:14	8	14	22
11:15 - 11:29	5	11	16
11:30 - 11:44	15	19	34
11:45 - 11:59	12	7	19
12:00 - 12:14	9	11	20
12:15 - 12:29	14	8	22
12:30 - 12:44	5	19	24
12:45 - 12:59	8	16	24
13:00 - 13:14	7	15	22
13:15 - 13:29	10	13	23
13:30 - 13:44	17	17	34
13:45 - 13:59	19	14	33
14:00 - 14:14	6	13	19
14:15 - 14:29	11	12	23
14:30 - 14:44	7	19	26
14:45 - 14:59	10	15	25
15:00 - 15:14	4	18	22
15:15 - 15:29	13	20	33
15:30 - 15:44	15	21	36
15:45 - 15:59	9	14	23
16:00 - 16:14	17	17	34
16:15 - 16:29	13	18	31
16:30 - 16:44	17	16	33
16:45 - 16:59	24	18	42
17:00 - 17:14	12	18	30
17:15 - 17:29	21	16	37
17:30 - 17:44	5	15	20
17:45 - 17:59	10	11	21
18:00 - 18:14	25	19	44
18:15 - 18:29	11	12	23
18:30 - 18:44	9	21	30
18:45 - 18:59	15	16	31
19:00 - 19:14	15	17	32
19:15 - 19:29	8	13	21
19:30 - 19:44	15	14	29
19:45 - 19:59	6	8	14
20:00 - 20:14	22	10	32
20:15 - 20:29	11	11	22

20:30 - 20:44	12	11	23
20:45 - 20:59	8	7	15
21:00 - 21:14	14	9	23
21:15 - 21:29	11	5	16
21:30 - 21:44	7	9	16
21:45 - 21:59	9	5	14
22:00 - 22:14	4	9	13
22:15 - 22:29	4	6	10
22:30 - 22:44	11	2	13
22:45 - 22:59	7	8	15
23:00 - 23:14	10	4	14
23:15 - 23:29	4	4	8
23:30 - 23:44	9	3	12
23:45 - 23:59	32	3	35
Totals	716	929	1645

AM Peak Time 10:57 - 11:56 07:51 - 08:50 07:51 - 08:50

AM Peak

Volume	41	77	102
--------	----	----	-----

PM Peak Time 16:28 - 17:27 14:48 - 15:47 16:08 - 17:07

PM Peak

Volume	74	76	143
--------	----	----	-----





20:30 - 20:44	0	0	2	11	8	1	1	0	0	0	0	0	0	0	0	23
20:45 - 20:59	0	0	2	6	5	1	1	0	0	0	0	0	0	0	0	15
21:00 - 21:14	0	0	2	11	5	4	0	1	0	0	0	0	0	0	0	23
21:15 - 21:29	0	0	3	6	7	0	0	0	0	0	0	0	0	0	0	16
21:30 - 21:44	0	0	3	5	5	3	0	0	0	0	0	0	0	0	0	16
21:45 - 21:59	0	0	1	7	3	2	1	0	0	0	0	0	0	0	0	14
22:00 - 22:14	0	1	5	1	5	0	0	0	0	0	0	1	0	0	0	13
22:15 - 22:29	0	1	3	3	2	0	1	0	0	0	0	0	0	0	0	10
22:30 - 22:44	0	1	2	4	3	3	0	0	0	0	0	0	0	0	0	13
22:45 - 22:59	0	1	1	3	8	2	0	0	0	0	0	0	0	0	0	15
23:00 - 23:14	0	0	0	3	9	2	0	0	0	0	0	0	0	0	0	14
23:15 - 23:29	0	0	1	3	3	1	0	0	0	0	0	0	0	0	0	8
23:30 - 23:44	0	1	0	6	4	1	0	0	0	0	0	0	0	0	0	12
23:45 - 23:59	0	0	2	10	18	5	0	0	0	0	0	0	0	0	0	35
Totals	6	49	158	502	633	246	43	6	0	1	0	1	0	0	0	1645
Percent of Total	0.4	3.0	9.6	30.5	38.5	15.0	2.6	0.4	0.0	0.1	0.0	0.1	0.0	0.0	0.0	100
Percent of AM	0.2	3.3	9.3	30.2	37.7	16.8	2.1	0.4	0.0	0.0	0.0	0.0	0.0	0.0	0.0	100
Percent of PM	0.4	2.8	9.7	30.6	38.8	14.2	2.8	0.3	0.0	0.1	0.0	0.1	0.0	0.0	0.0	100

Standard Deviation:	5.7 MPH	85th Percentile:	27.0 MPH
Mean Speed:	21.6 MPH	15th Percentile:	16.3 MPH
Median Speed:	21.8 MPH	90th Percentile:	28.7 MPH
Modal Speed:	23.5 MPH	95th Percentile:	30.4 MPH

Daily Vehicle Volume Report

Study Date: Thursday, 05/10/2018

Unit ID: 0157

Location: SW 10th Street, East of SW 17th Avenue  
Westbound

Volume

00:00 - 00:14	0
00:15 - 00:29	1
00:30 - 00:44	2
00:45 - 00:59	2
01:00 - 01:14	2
01:15 - 01:29	0
01:30 - 01:44	0
01:45 - 01:59	0
02:00 - 02:14	1
02:15 - 02:29	0
02:30 - 02:44	0
02:45 - 02:59	0
03:00 - 03:14	0
03:15 - 03:29	0
03:30 - 03:44	0
03:45 - 03:59	1
04:00 - 04:14	0
04:15 - 04:29	1
04:30 - 04:44	1
04:45 - 04:59	2
05:00 - 05:14	0
05:15 - 05:29	0
05:30 - 05:44	0
05:45 - 05:59	0
06:00 - 06:14	2
06:15 - 06:29	5
06:30 - 06:44	1
06:45 - 06:59	5
07:00 - 07:14	5
07:15 - 07:29	5
07:30 - 07:44	5
07:45 - 07:59	3
08:00 - 08:14	10
08:15 - 08:29	10
08:30 - 08:44	8
08:45 - 08:59	1
09:00 - 09:14	5
09:15 - 09:29	3

09:30 - 09:44	6
09:45 - 09:59	3
10:00 - 10:14	5
10:15 - 10:29	5
10:30 - 10:44	5
10:45 - 10:59	8
11:00 - 11:14	6
11:15 - 11:29	3
11:30 - 11:44	6
11:45 - 11:59	7
12:00 - 12:14	5
12:15 - 12:29	0
12:30 - 12:44	5
12:45 - 12:59	2
13:00 - 13:14	5
13:15 - 13:29	8
13:30 - 13:44	4
13:45 - 13:59	3
14:00 - 14:14	4
14:15 - 14:29	9
14:30 - 14:44	5
14:45 - 14:59	8
15:00 - 15:14	2
15:15 - 15:29	7
15:30 - 15:44	6
15:45 - 15:59	4
16:00 - 16:14	10
16:15 - 16:29	10
16:30 - 16:44	9
16:45 - 16:59	6
17:00 - 17:14	8
17:15 - 17:29	7
17:30 - 17:44	3
17:45 - 17:59	9
18:00 - 18:14	8
18:15 - 18:29	10
18:30 - 18:44	3
18:45 - 18:59	7
19:00 - 19:14	7
19:15 - 19:29	5
19:30 - 19:44	9
19:45 - 19:59	4
20:00 - 20:14	2
20:15 - 20:29	5

20:30 - 20:44	4
20:45 - 20:59	5
21:00 - 21:14	8
21:15 - 21:29	5
21:30 - 21:44	3
21:45 - 21:59	6
22:00 - 22:14	6
22:15 - 22:29	2
22:30 - 22:44	7
22:45 - 22:59	2
23:00 - 23:14	3
23:15 - 23:29	4
23:30 - 23:44	3
23:45 - 23:59	6
Totals	398

AM Peak Time 07:46 - 08:45

AM Peak

Volume 32

PM Peak Time 16:07 - 17:06

PM Peak

Volume 37







20:30 - 20:44	0	0	1	1	2	0	0	0	0	0	0	0	0	0	0	4
20:45 - 20:59	0	0	0	4	1	0	0	0	0	0	0	0	0	0	0	5
21:00 - 21:14	0	0	3	4	1	0	0	0	0	0	0	0	0	0	0	8
21:15 - 21:29	0	0	1	2	1	1	0	0	0	0	0	0	0	0	0	5
21:30 - 21:44	0	0	1	2	0	0	0	0	0	0	0	0	0	0	0	3
21:45 - 21:59	0	0	2	3	1	0	0	0	0	0	0	0	0	0	0	6
22:00 - 22:14	0	0	0	1	5	0	0	0	0	0	0	0	0	0	0	6
22:15 - 22:29	0	0	0	0	2	0	0	0	0	0	0	0	0	0	0	2
22:30 - 22:44	0	0	0	3	2	2	0	0	0	0	0	0	0	0	0	7
22:45 - 22:59	0	0	0	0	2	0	0	0	0	0	0	0	0	0	0	2
23:00 - 23:14	0	0	0	2	0	1	0	0	0	0	0	0	0	0	0	3
23:15 - 23:29	0	0	0	2	2	0	0	0	0	0	0	0	0	0	0	4
23:30 - 23:44	0	0	1	0	1	1	0	0	0	0	0	0	0	0	0	3
23:45 - 23:59	0	0	4	1	0	1	0	0	0	0	0	0	0	0	0	6
Totals	2	31	74	144	111	30	5	0	1	0	0	0	0	0	0	398
Percent of Total	0.5	7.8	18.6	36.2	27.9	7.5	1.3	0.0	0.3	0.0	0.0	0.0	0.0	0.0	0.0	100
Percent of AM	0.7	11.1	19.3	32.6	28.9	5.2	1.5	0.0	0.7	0.0	0.0	0.0	0.0	0.0	0.0	100
Percent of PM	0.4	6.1	18.3	38.0	27.4	8.7	1.1	0.0	0.0	0.0	0.0	0.0	0.0	0.0	0.0	100

Standard Deviation:	5.8 MPH	85th Percentile:	24.9 MPH
Mean Speed:	19.1 MPH	15th Percentile:	12.8 MPH
Median Speed:	19.2 MPH	90th Percentile:	25.8 MPH
Modal Speed:	18.5 MPH	95th Percentile:	28.6 MPH

Daily Vehicle Volume Report

Study Date: Thursday, 05/10/2018  
Unit ID: 0176  
Location: SW 11th Street, East of SW 17th Avenue

	Westbound Volume	Eastbound Volume	Total Volume	
00:00 - 00:14	11	0	11	11
00:15 - 00:29	2	0	2	2
00:30 - 00:44	5	1	6	6
00:45 - 00:59	6	0	6	6
01:00 - 01:14	5	0	5	5
01:15 - 01:29	3	1	4	4
01:30 - 01:44	1	0	1	1
01:45 - 01:59	1	0	1	1
02:00 - 02:14	0	1	1	1
02:15 - 02:29	1	0	1	1
02:30 - 02:44	2	1	3	3
02:45 - 02:59	1	0	1	1
03:00 - 03:14	1	0	1	1
03:15 - 03:29	1	0	1	1
03:30 - 03:44	0	0	0	0
03:45 - 03:59	0	1	1	1
04:00 - 04:14	2	0	2	2
04:15 - 04:29	1	0	1	1
04:30 - 04:44	2	1	3	3
04:45 - 04:59	0	0	0	0
05:00 - 05:14	2	0	2	2
05:15 - 05:29	1	0	1	1
05:30 - 05:44	5	0	5	5
05:45 - 05:59	1	0	1	1
06:00 - 06:14	7	2	9	9
06:15 - 06:29	9	0	9	9
06:30 - 06:44	8	0	8	8
06:45 - 06:59	12	1	13	13
07:00 - 07:14	14	1	15	15
07:15 - 07:29	19	8	27	27
07:30 - 07:44	16	8	24	24
07:45 - 07:59	26	19	45	45
08:00 - 08:14	31	14	45	45
08:15 - 08:29	13	7	20	20
08:30 - 08:44	20	16	36	36
08:45 - 08:59	22	12	34	34
09:00 - 09:14	20	4	24	24
09:15 - 09:29	20	12	32	32

09:30 - 09:44	14	6	20
09:45 - 09:59	11	9	20
10:00 - 10:14	8	8	16
10:15 - 10:29	12	4	16
10:30 - 10:44	14	11	25
10:45 - 10:59	17	7	24
11:00 - 11:14	19	5	24
11:15 - 11:29	20	14	34
11:30 - 11:44	14	10	24
11:45 - 11:59	12	6	18
12:00 - 12:14	17	10	27
12:15 - 12:29	29	8	37
12:30 - 12:44	24	8	32
12:45 - 12:59	19	5	24
13:00 - 13:14	20	5	25
13:15 - 13:29	14	12	26
13:30 - 13:44	13	9	22
13:45 - 13:59	20	9	29
14:00 - 14:14	17	15	32
14:15 - 14:29	27	14	41
14:30 - 14:44	23	11	34
14:45 - 14:59	26	13	39
15:00 - 15:14	18	11	29
15:15 - 15:29	29	19	48
15:30 - 15:44	45	10	55
15:45 - 15:59	45	17	62
16:00 - 16:14	59	8	67
16:15 - 16:29	60	17	77
16:30 - 16:44	57	14	71
16:45 - 16:59	52	15	67
17:00 - 17:14	56	20	76
17:15 - 17:29	61	18	79
17:30 - 17:44	56	22	78
17:45 - 17:59	44	21	65
18:00 - 18:14	46	20	66
18:15 - 18:29	40	13	53
18:30 - 18:44	32	13	45
18:45 - 18:59	23	13	36
19:00 - 19:14	25	12	37
19:15 - 19:29	23	11	34
19:30 - 19:44	24	9	33
19:45 - 19:59	23	9	32
20:00 - 20:14	18	9	27
20:15 - 20:29	20	8	28

20:30 - 20:44	19	8	27
20:45 - 20:59	14	7	21
21:00 - 21:14	21	6	27
21:15 - 21:29	18	5	23
21:30 - 21:44	17	5	22
21:45 - 21:59	15	5	20
22:00 - 22:14	12	5	17
22:15 - 22:29	8	6	14
22:30 - 22:44	14	1	15
22:45 - 22:59	7	5	12
23:00 - 23:14	6	3	9
23:15 - 23:29	12	6	18
23:30 - 23:44	8	2	10
23:45 - 23:59	10	2	12
Totals	1718	684	2402

AM Peak Time 07:53 - 08:52 07:47 - 08:46 07:47 - 08:46

AM Peak

Volume	96	60	151
--------	----	----	-----

PM Peak Time 16:04 - 17:03 17:10 - 18:09 16:36 - 17:35

PM Peak

Volume	237	85	307
--------	-----	----	-----







20:30 - 20:44	0	0	1	11	10	4	1	0	0	0	0	0	0	0	0	27
20:45 - 20:59	0	1	3	6	7	4	0	0	0	0	0	0	0	0	0	21
21:00 - 21:14	0	0	5	8	13	1	0	0	0	0	0	0	0	0	0	27
21:15 - 21:29	0	0	1	10	10	2	0	0	0	0	0	0	0	0	0	23
21:30 - 21:44	0	0	0	4	14	3	1	0	0	0	0	0	0	0	0	22
21:45 - 21:59	0	1	2	8	7	2	0	0	0	0	0	0	0	0	0	20
22:00 - 22:14	0	1	1	9	4	2	0	0	0	0	0	0	0	0	0	17
22:15 - 22:29	0	0	1	5	6	2	0	0	0	0	0	0	0	0	0	14
22:30 - 22:44	0	0	1	3	8	3	0	0	0	0	0	0	0	0	0	15
22:45 - 22:59	0	0	2	3	3	0	4	0	0	0	0	0	0	0	0	12
23:00 - 23:14	0	0	1	2	5	1	0	0	0	0	0	0	0	0	0	9
23:15 - 23:29	1	1	5	5	4	2	0	0	0	0	0	0	0	0	0	18
23:30 - 23:44	0	0	3	2	3	1	1	0	0	0	0	0	0	0	0	10
23:45 - 23:59	0	0	1	2	6	3	0	0	0	0	0	0	0	0	0	12
Totals	9	39	163	557	1085	450	87	10	0	0	0	0	0	0	2	2402
Percent of Total	0.4	1.6	6.8	23.2	45.2	18.7	3.6	0.4	0.0	0.0	0.0	0.0	0.0	0.0	0.1	100
Percent of AM	0.5	2.1	5.5	20.6	46.1	21.2	4.0	0.0	0.0	0.0	0.0	0.0	0.0	0.0	0.0	100
Percent of PM	0.3	1.5	7.2	24.1	44.8	17.9	3.5	0.6	0.0	0.0	0.0	0.0	0.0	0.0	0.1	100

Standard Deviation:	5.6 MPH	85th Percentile:	28.1 MPH
Mean Speed:	22.8 MPH	15th Percentile:	17.3 MPH
Median Speed:	23.0 MPH	90th Percentile:	29.4 MPH
Modal Speed:	23.5 MPH	95th Percentile:	30.8 MPH

Daily Vehicle Volume Report

Study Date: Thursday, 05/10/2018  
Unit ID: 0170  
Location: SW 11th Terrace, East of SW 17th Avenue

	Westbound Volume	Eastbound Volume	Total Volume	
00:00 - 00:14	0	0	2	2
00:15 - 00:29	0	0	0	0
00:30 - 00:44	0	0	0	0
00:45 - 00:59	1	0	1	2
01:00 - 01:14	0	0	0	0
01:15 - 01:29	0	1	1	1
01:30 - 01:44	2	0	0	2
01:45 - 01:59	0	0	0	0
02:00 - 02:14	1	2	3	4
02:15 - 02:29	1	0	0	1
02:30 - 02:44	1	0	0	1
02:45 - 02:59	1	0	0	1
03:00 - 03:14	1	0	0	1
03:15 - 03:29	1	0	0	1
03:30 - 03:44	1	0	0	1
03:45 - 03:59	0	0	0	0
04:00 - 04:14	0	0	0	0
04:15 - 04:29	0	1	1	1
04:30 - 04:44	0	0	0	0
04:45 - 04:59	0	0	0	0
05:00 - 05:14	1	0	0	1
05:15 - 05:29	0	0	0	0
05:30 - 05:44	3	1	1	4
05:45 - 05:59	3	0	0	3
06:00 - 06:14	1	1	1	2
06:15 - 06:29	1	2	3	4
06:30 - 06:44	4	3	3	7
06:45 - 06:59	2	3	5	7
07:00 - 07:14	2	2	2	4
07:15 - 07:29	6	4	4	10
07:30 - 07:44	2	5	7	9
07:45 - 07:59	10	7	7	17
08:00 - 08:14	2	4	4	6
08:15 - 08:29	10	2	2	12
08:30 - 08:44	2	5	7	9
08:45 - 08:59	5	3	8	13
09:00 - 09:14	2	2	2	4
09:15 - 09:29	3	3	3	6

09:30 - 09:44	3	3	6
09:45 - 09:59	1	6	7
10:00 - 10:14	2	3	5
10:15 - 10:29	5	1	6
10:30 - 10:44	2	3	5
10:45 - 10:59	4	2	6
11:00 - 11:14	2	3	5
11:15 - 11:29	3	2	5
11:30 - 11:44	2	2	4
11:45 - 11:59	2	1	3
12:00 - 12:14	4	3	7
12:15 - 12:29	3	6	9
12:30 - 12:44	6	3	9
12:45 - 12:59	6	3	9
13:00 - 13:14	3	4	7
13:15 - 13:29	3	5	8
13:30 - 13:44	3	4	7
13:45 - 13:59	3	4	7
14:00 - 14:14	4	6	10
14:15 - 14:29	6	1	7
14:30 - 14:44	9	8	17
14:45 - 14:59	3	5	8
15:00 - 15:14	5	6	11
15:15 - 15:29	7	6	13
15:30 - 15:44	11	9	20
15:45 - 15:59	4	9	13
16:00 - 16:14	7	4	11
16:15 - 16:29	6	5	11
16:30 - 16:44	5	11	16
16:45 - 16:59	8	8	16
17:00 - 17:14	6	3	9
17:15 - 17:29	8	8	16
17:30 - 17:44	6	8	14
17:45 - 17:59	6	4	10
18:00 - 18:14	3	10	13
18:15 - 18:29	12	4	16
18:30 - 18:44	11	5	16
18:45 - 18:59	1	4	5
19:00 - 19:14	5	6	11
19:15 - 19:29	6	2	8
19:30 - 19:44	8	2	10
19:45 - 19:59	2	2	4
20:00 - 20:14	5	1	6
20:15 - 20:29	3	4	7

20:30 - 20:44	4	4	8
20:45 - 20:59	2	6	8
21:00 - 21:14	4	4	8
21:15 - 21:29	1	2	3
21:30 - 21:44	1	3	4
21:45 - 21:59	2	1	3
22:00 - 22:14	1	3	4
22:15 - 22:29	3	2	5
22:30 - 22:44	1	1	2
22:45 - 22:59	3	4	7
23:00 - 23:14	2	2	4
23:15 - 23:29	2	2	4
23:30 - 23:44	0	2	2
23:45 - 23:59	1	0	1
Totals	310	302	612

AM Peak Time 07:27 - 08:26 07:17 - 08:16 07:22 - 08:21

AM Peak

Volume	26	23	47
--------	----	----	----

PM Peak Time 17:41 - 18:40 15:53 - 16:52 15:08 - 16:07

PM Peak

Volume	35	33	59
--------	----	----	----





20:30 - 20:44	0	0	1	3	2	2	0	0	0	0	0	0	0	0	0	8
20:45 - 20:59	0	0	0	3	4	1	0	0	0	0	0	0	0	0	0	8
21:00 - 21:14	0	0	0	0	7	1	0	0	0	0	0	0	0	0	0	8
21:15 - 21:29	0	0	0	1	0	1	1	0	0	0	0	0	0	0	0	3
21:30 - 21:44	0	0	0	0	4	0	0	0	0	0	0	0	0	0	0	4
21:45 - 21:59	0	0	0	1	1	0	1	0	0	0	0	0	0	0	0	3
22:00 - 22:14	0	0	1	1	0	2	0	0	0	0	0	0	0	0	0	4
22:15 - 22:29	0	0	1	3	1	0	0	0	0	0	0	0	0	0	0	5
22:30 - 22:44	0	0	1	0	1	0	0	0	0	0	0	0	0	0	0	2
22:45 - 22:59	0	0	2	1	2	1	1	0	0	0	0	0	0	0	0	7
23:00 - 23:14	0	0	1	2	0	1	0	0	0	0	0	0	0	0	0	4
23:15 - 23:29	0	0	0	2	1	1	0	0	0	0	0	0	0	0	0	4
23:30 - 23:44	0	0	0	1	0	0	0	1	0	0	0	0	0	0	0	2
23:45 - 23:59	0	0	1	0	0	0	0	0	0	0	0	0	0	0	0	1
Totals	3	10	49	144	241	130	27	7	1	0	0	0	0	0	0	612
Percent of Total	0.5	1.6	8.0	23.5	39.4	21.2	4.4	1.1	0.2	0.0	0.0	0.0	0.0	0.0	0.0	100
Percent of AM	0.0	3.7	9.6	22.9	36.7	23.9	2.7	0.5	0.0	0.0	0.0	0.0	0.0	0.0	0.0	100
Percent of PM	0.7	0.7	7.3	23.8	40.6	20.0	5.2	1.4	0.2	0.0	0.0	0.0	0.0	0.0	0.0	100

Standard Deviation:	5.8 MPH	85th Percentile:	28.8 MPH
Mean Speed:	22.9 MPH	15th Percentile:	17.0 MPH
Median Speed:	23.1 MPH	90th Percentile:	30.0 MPH
Modal Speed:	23.5 MPH	95th Percentile:	31.7 MPH

Daily Vehicle Volume Report

Study Date: Thursday, 05/10/2018  
Unit ID: 0190  
Location: SW 12th Street, East of SW 17th Avenue

	Westbound Volume	Eastbound Volume	Total Volume	
00:00 - 00:14	1	0	0	1
00:15 - 00:29	0	1	1	1
00:30 - 00:44	0	0	0	0
00:45 - 00:59	0	0	0	0
01:00 - 01:14	0	1	1	1
01:15 - 01:29	1	0	0	1
01:30 - 01:44	2	0	0	2
01:45 - 01:59	4	1	1	5
02:00 - 02:14	1	1	1	2
02:15 - 02:29	0	0	0	0
02:30 - 02:44	1	0	0	1
02:45 - 02:59	0	0	0	0
03:00 - 03:14	0	1	1	1
03:15 - 03:29	0	0	0	0
03:30 - 03:44	0	0	0	0
03:45 - 03:59	0	0	0	0
04:00 - 04:14	1	0	0	1
04:15 - 04:29	0	0	0	0
04:30 - 04:44	0	0	0	0
04:45 - 04:59	1	0	0	1
05:00 - 05:14	0	0	0	0
05:15 - 05:29	1	1	1	2
05:30 - 05:44	0	0	0	0
05:45 - 05:59	2	1	1	3
06:00 - 06:14	3	0	0	3
06:15 - 06:29	2	1	1	3
06:30 - 06:44	1	1	1	2
06:45 - 06:59	10	3	3	13
07:00 - 07:14	9	7	7	16
07:15 - 07:29	1	2	2	3
07:30 - 07:44	9	5	5	14
07:45 - 07:59	15	16	16	31
08:00 - 08:14	14	8	8	22
08:15 - 08:29	10	9	9	19
08:30 - 08:44	5	9	9	14
08:45 - 08:59	4	7	7	11
09:00 - 09:14	9	6	6	15
09:15 - 09:29	4	3	3	7



09:30 - 09:44	3	4	7
09:45 - 09:59	7	3	10
10:00 - 10:14	4	2	6
10:15 - 10:29	3	5	8
10:30 - 10:44	4	2	6
10:45 - 10:59	7	1	8
11:00 - 11:14	5	5	10
11:15 - 11:29	5	6	11
11:30 - 11:44	5	1	6
11:45 - 11:59	3	1	4
12:00 - 12:14	8	6	14
12:15 - 12:29	3	3	6
12:30 - 12:44	5	6	11
12:45 - 12:59	7	5	12
13:00 - 13:14	4	4	8
13:15 - 13:29	5	1	6
13:30 - 13:44	6	6	12
13:45 - 13:59	4	6	10
14:00 - 14:14	10	3	13
14:15 - 14:29	4	6	10
14:30 - 14:44	8	9	17
14:45 - 14:59	9	8	17
15:00 - 15:14	12	5	17
15:15 - 15:29	9	6	15
15:30 - 15:44	11	5	16
15:45 - 15:59	13	5	18
16:00 - 16:14	11	6	17
16:15 - 16:29	17	8	25
16:30 - 16:44	23	2	25
16:45 - 16:59	8	5	13
17:00 - 17:14	17	8	25
17:15 - 17:29	14	6	20
17:30 - 17:44	17	4	21
17:45 - 17:59	12	3	15
18:00 - 18:14	7	6	13
18:15 - 18:29	7	11	18
18:30 - 18:44	16	5	21
18:45 - 18:59	6	6	12
19:00 - 19:14	6	1	7
19:15 - 19:29	6	4	10
19:30 - 19:44	3	5	8
19:45 - 19:59	5	1	6
20:00 - 20:14	4	4	8
20:15 - 20:29	4	3	7

20:30 - 20:44	2	8	10
20:45 - 20:59	5	5	10
21:00 - 21:14	5	7	12
21:15 - 21:29	3	3	6
21:30 - 21:44	0	1	1
21:45 - 21:59	2	4	6
22:00 - 22:14	2	1	3
22:15 - 22:29	7	2	9
22:30 - 22:44	4	1	5
22:45 - 22:59	8	4	12
23:00 - 23:14	2	3	5
23:15 - 23:29	2	3	5
23:30 - 23:44	1	0	1
23:45 - 23:59	2	1	3
Totals	503	329	832

AM Peak Time 07:34 - 08:33 07:42 - 08:41 07:34 - 08:33

AM Peak

Volume	50	42	89
--------	----	----	----

PM Peak Time 16:10 - 17:09 14:19 - 15:18 16:10 - 17:09

PM Peak

Volume	70	31	91
--------	----	----	----





20:30 - 20:44	0	0	1	4	4	1	0	0	0	0	0	0	0	0	0	10
20:45 - 20:59	0	0	1	3	4	1	1	0	0	0	0	0	0	0	0	10
21:00 - 21:14	0	0	1	5	5	1	0	0	0	0	0	0	0	0	0	12
21:15 - 21:29	0	0	2	1	2	1	0	0	0	0	0	0	0	0	0	6
21:30 - 21:44	0	0	0	1	0	0	0	0	0	0	0	0	0	0	0	1
21:45 - 21:59	0	0	0	2	4	0	0	0	0	0	0	0	0	0	0	6
22:00 - 22:14	0	0	1	1	1	0	0	0	0	0	0	0	0	0	0	3
22:15 - 22:29	0	0	1	1	6	1	0	0	0	0	0	0	0	0	0	9
22:30 - 22:44	0	0	2	2	1	0	0	0	0	0	0	0	0	0	0	5
22:45 - 22:59	0	1	2	5	3	1	0	0	0	0	0	0	0	0	0	12
23:00 - 23:14	0	0	2	0	3	0	0	0	0	0	0	0	0	0	0	5
23:15 - 23:29	0	0	2	2	1	0	0	0	0	0	0	0	0	0	0	5
23:30 - 23:44	0	0	1	0	0	0	0	0	0	0	0	0	0	0	0	1
23:45 - 23:59	0	1	1	1	0	0	0	0	0	0	0	0	0	0	0	3
Totals	1	25	97	255	337	96	19	1	1	0	0	0	0	0	0	832
Percent of Total	0.1	3.0	11.7	30.6	40.5	11.5	2.3	0.1	0.1	0.0	0.0	0.0	0.0	0.0	0.0	100
Percent of AM	0.4	4.1	12.2	29.9	43.2	9.2	1.1	0.0	0.0	0.0	0.0	0.0	0.0	0.0	0.0	100
Percent of PM	0.0	2.5	11.4	31.0	39.2	12.7	2.9	0.2	0.2	0.0	0.0	0.0	0.0	0.0	0.0	100

Standard Deviation:	5.4 MPH	85th Percentile:	25.9 MPH
Mean Speed:	21.2 MPH	15th Percentile:	16.0 MPH
Median Speed:	21.6 MPH	90th Percentile:	27.7 MPH
Modal Speed:	23.5 MPH	95th Percentile:	29.9 MPH

Daily Vehicle Volume Report

Study Date: Thursday, 05/10/2018  
Unit ID: 0034  
Location: SW 13th Street, East of SW 17th Avenue

	Westbound Volume	Eastbound Volume	Total Volume	
00:00 - 00:14	1	0	1	1
00:15 - 00:29	2	1	3	3
00:30 - 00:44	1	1	2	2
00:45 - 00:59	3	2	5	5
01:00 - 01:14	2	1	3	3
01:15 - 01:29	1	0	1	1
01:30 - 01:44	1	0	1	1
01:45 - 01:59	1	0	1	1
02:00 - 02:14	0	0	0	0
02:15 - 02:29	1	1	2	2
02:30 - 02:44	0	0	0	0
02:45 - 02:59	0	0	0	0
03:00 - 03:14	1	1	2	2
03:15 - 03:29	0	0	0	0
03:30 - 03:44	0	0	0	0
03:45 - 03:59	1	0	1	1
04:00 - 04:14	0	0	0	0
04:15 - 04:29	1	1	2	2
04:30 - 04:44	0	0	0	0
04:45 - 04:59	1	1	2	2
05:00 - 05:14	0	0	0	0
05:15 - 05:29	1	0	1	1
05:30 - 05:44	2	0	2	2
05:45 - 05:59	1	0	1	1
06:00 - 06:14	6	0	6	6
06:15 - 06:29	5	5	10	10
06:30 - 06:44	5	4	9	9
06:45 - 06:59	4	7	11	11
07:00 - 07:14	10	5	15	15
07:15 - 07:29	7	15	22	22
07:30 - 07:44	5	24	29	29
07:45 - 07:59	15	20	35	35
08:00 - 08:14	14	19	33	33
08:15 - 08:29	16	20	36	36
08:30 - 08:44	10	17	27	27
08:45 - 08:59	10	16	26	26
09:00 - 09:14	9	18	27	27
09:15 - 09:29	10	13	23	23

09:30 - 09:44	8	8	16
09:45 - 09:59	5	6	11
10:00 - 10:14	7	6	13
10:15 - 10:29	9	7	16
10:30 - 10:44	15	4	19
10:45 - 10:59	7	11	18
11:00 - 11:14	14	6	20
11:15 - 11:29	7	7	14
11:30 - 11:44	14	12	26
11:45 - 11:59	11	8	19
12:00 - 12:14	14	10	24
12:15 - 12:29	6	12	18
12:30 - 12:44	7	13	20
12:45 - 12:59	7	12	19
13:00 - 13:14	10	9	19
13:15 - 13:29	16	8	24
13:30 - 13:44	12	11	23
13:45 - 13:59	7	6	13
14:00 - 14:14	9	14	23
14:15 - 14:29	7	10	17
14:30 - 14:44	12	11	23
14:45 - 14:59	15	22	37
15:00 - 15:14	23	20	43
15:15 - 15:29	25	13	38
15:30 - 15:44	24	17	41
15:45 - 15:59	34	9	43
16:00 - 16:14	40	7	47
16:15 - 16:29	44	12	56
16:30 - 16:44	29	14	43
16:45 - 16:59	41	6	47
17:00 - 17:14	35	8	43
17:15 - 17:29	42	15	57
17:30 - 17:44	60	13	73
17:45 - 17:59	46	5	51
18:00 - 18:14	27	7	34
18:15 - 18:29	16	6	22
18:30 - 18:44	24	11	35
18:45 - 18:59	18	7	25
19:00 - 19:14	6	7	13
19:15 - 19:29	9	10	19
19:30 - 19:44	10	4	14
19:45 - 19:59	8	6	14
20:00 - 20:14	7	4	11
20:15 - 20:29	7	5	12

20:30 - 20:44	10	2	12
20:45 - 20:59	4	3	7
21:00 - 21:14	6	4	10
21:15 - 21:29	2	5	7
21:30 - 21:44	4	8	12
21:45 - 21:59	7	5	12
22:00 - 22:14	3	2	5
22:15 - 22:29	3	5	8
22:30 - 22:44	5	6	11
22:45 - 22:59	6	3	9
23:00 - 23:14	6	2	8
23:15 - 23:29	4	4	8
23:30 - 23:44	4	2	6
23:45 - 23:59	4	1	5
Totals	1009	663	1672

AM Peak Time 07:41 - 08:40 07:34 - 08:33 07:34 - 08:33

AM Peak

Volume	56	85	136
--------	----	----	-----

PM Peak Time 17:02 - 18:01 14:37 - 15:36 17:02 - 18:01

PM Peak

Volume	189	73	229
--------	-----	----	-----







20:30 - 20:44	1	0	1	3	6	1	0	0	0	0	0	0	0	0	0	12
20:45 - 20:59	0	0	0	1	6	0	0	0	0	0	0	0	0	0	0	7
21:00 - 21:14	0	1	1	3	5	0	0	0	0	0	0	0	0	0	0	10
21:15 - 21:29	0	0	1	2	4	0	0	0	0	0	0	0	0	0	0	7
21:30 - 21:44	0	1	5	1	5	0	0	0	0	0	0	0	0	0	0	12
21:45 - 21:59	0	0	6	4	0	2	0	0	0	0	0	0	0	0	0	12
22:00 - 22:14	0	0	0	1	3	1	0	0	0	0	0	0	0	0	0	5
22:15 - 22:29	0	0	0	3	4	1	0	0	0	0	0	0	0	0	0	8
22:30 - 22:44	0	0	1	7	3	0	0	0	0	0	0	0	0	0	0	11
22:45 - 22:59	0	0	2	3	3	1	0	0	0	0	0	0	0	0	0	9
23:00 - 23:14	0	0	0	6	1	1	0	0	0	0	0	0	0	0	0	8
23:15 - 23:29	0	0	2	4	2	0	0	0	0	0	0	0	0	0	0	8
23:30 - 23:44	0	0	0	4	1	1	0	0	0	0	0	0	0	0	0	6
23:45 - 23:59	0	0	1	1	2	1	0	0	0	0	0	0	0	0	0	5
Totals	24	78	181	701	587	87	10	2	1	0	0	0	1	0	0	1672
Percent of Total	1.4	4.7	10.8	41.9	35.1	5.2	0.6	0.1	0.1	0.0	0.0	0.0	0.1	0.0	0.0	100
Percent of AM	2.0	5.5	10.8	40.5	35.0	5.5	0.6	0.2	0.0	0.0	0.0	0.0	0.0	0.0	0.0	100
Percent of PM	1.2	4.3	10.9	42.5	35.1	5.1	0.6	0.1	0.1	0.0	0.0	0.0	0.1	0.0	0.0	100

Standard Deviation:	5.3 MPH	85th Percentile:	24.7 MPH
Mean Speed:	19.7 MPH	15th Percentile:	15.1 MPH
Median Speed:	19.9 MPH	90th Percentile:	25.4 MPH
Modal Speed:	18.5 MPH	95th Percentile:	27.0 MPH

Daily Vehicle Volume Report

Study Date: Thursday, 05/24/2018  
Unit ID: 0186  
Location: SW 14th Street, East of SW 17th Avenue

	Westbound Volume	Eastbound Volume	Total Volume	
00:00 - 00:14	0	0	0	0
00:15 - 00:29	0	0	0	0
00:30 - 00:44	0	0	0	0
00:45 - 00:59	0	1	1	1
01:00 - 01:14	0	0	0	0
01:15 - 01:29	1	0	0	1
01:30 - 01:44	0	0	0	0
01:45 - 01:59	1	0	0	1
02:00 - 02:14	0	0	0	0
02:15 - 02:29	0	0	0	0
02:30 - 02:44	0	0	0	0
02:45 - 02:59	0	0	0	0
03:00 - 03:14	0	0	0	0
03:15 - 03:29	1	1	1	2
03:30 - 03:44	1	0	0	1
03:45 - 03:59	0	1	1	1
04:00 - 04:14	0	1	1	1
04:15 - 04:29	1	0	0	1
04:30 - 04:44	0	0	0	0
04:45 - 04:59	0	0	0	0
05:00 - 05:14	0	0	0	0
05:15 - 05:29	0	0	0	0
05:30 - 05:44	0	0	0	0
05:45 - 05:59	1	4	4	5
06:00 - 06:14	0	0	0	0
06:15 - 06:29	2	1	1	3
06:30 - 06:44	2	7	7	9
06:45 - 06:59	2	2	2	4
07:00 - 07:14	5	2	2	7
07:15 - 07:29	3	4	4	7
07:30 - 07:44	6	8	8	14
07:45 - 07:59	1	6	6	7
08:00 - 08:14	7	7	7	14
08:15 - 08:29	5	7	7	12
08:30 - 08:44	6	9	9	15
08:45 - 08:59	2	10	10	12
09:00 - 09:14	4	8	8	12
09:15 - 09:29	2	4	4	6

09:30 - 09:44	5	12	17
09:45 - 09:59	5	3	8
10:00 - 10:14	4	5	9
10:15 - 10:29	1	8	9
10:30 - 10:44	3	6	9
10:45 - 10:59	8	7	15
11:00 - 11:14	8	4	12
11:15 - 11:29	6	9	15
11:30 - 11:44	7	12	19
11:45 - 11:59	1	4	5
12:00 - 12:14	4	8	12
12:15 - 12:29	3	4	7
12:30 - 12:44	7	4	11
12:45 - 12:59	5	9	14
13:00 - 13:14	2	4	6
13:15 - 13:29	4	14	18
13:30 - 13:44	6	4	10
13:45 - 13:59	7	12	19
14:00 - 14:14	4	7	11
14:15 - 14:29	4	4	8
14:30 - 14:44	4	7	11
14:45 - 14:59	11	11	22
15:00 - 15:14	7	5	12
15:15 - 15:29	2	8	10
15:30 - 15:44	5	3	8
15:45 - 15:59	6	5	11
16:00 - 16:14	11	4	15
16:15 - 16:29	5	13	18
16:30 - 16:44	5	7	12
16:45 - 16:59	11	12	23
17:00 - 17:14	3	8	11
17:15 - 17:29	11	4	15
17:30 - 17:44	7	4	11
17:45 - 17:59	10	6	16
18:00 - 18:14	7	7	14
18:15 - 18:29	5	9	14
18:30 - 18:44	1	4	5
18:45 - 18:59	4	4	8
19:00 - 19:14	1	2	3
19:15 - 19:29	0	3	3
19:30 - 19:44	4	4	8
19:45 - 19:59	1	7	8
20:00 - 20:14	1	1	2
20:15 - 20:29	4	4	8

20:30 - 20:44	1	6	7
20:45 - 20:59	5	1	6
21:00 - 21:14	2	7	9
21:15 - 21:29	4	7	11
21:30 - 21:44	1	5	6
21:45 - 21:59	3	1	4
22:00 - 22:14	2	5	7
22:15 - 22:29	0	1	1
22:30 - 22:44	3	0	3
22:45 - 22:59	1	1	2
23:00 - 23:14	2	0	2
23:15 - 23:29	2	2	4
23:30 - 23:44	1	1	2
23:45 - 23:59	1	1	2
Totals	301	403	704

AM Peak Time 10:44 - 11:43 08:10 - 09:09 10:44 - 11:43

AM Peak

Volume	29	37	61
--------	----	----	----

PM Peak Time 16:38 - 17:37 16:14 - 17:13 16:00 - 16:59

PM Peak

Volume	35	40	68
--------	----	----	----







20:30 - 20:44	0	0	1	3	2	1	0	0	0	0	0	0	0	0	0	7
20:45 - 20:59	1	0	0	3	2	0	0	0	0	0	0	0	0	0	0	6
21:00 - 21:14	0	1	3	3	2	0	0	0	0	0	0	0	0	0	0	9
21:15 - 21:29	0	0	5	4	2	0	0	0	0	0	0	0	0	0	0	11
21:30 - 21:44	0	0	2	1	2	1	0	0	0	0	0	0	0	0	0	6
21:45 - 21:59	0	0	2	2	0	0	0	0	0	0	0	0	0	0	0	4
22:00 - 22:14	0	0	5	1	1	0	0	0	0	0	0	0	0	0	0	7
22:15 - 22:29	0	0	0	0	1	0	0	0	0	0	0	0	0	0	0	1
22:30 - 22:44	0	0	2	0	1	0	0	0	0	0	0	0	0	0	0	3
22:45 - 22:59	0	1	0	0	0	1	0	0	0	0	0	0	0	0	0	2
23:00 - 23:14	0	1	0	1	0	0	0	0	0	0	0	0	0	0	0	2
23:15 - 23:29	0	0	1	2	1	0	0	0	0	0	0	0	0	0	0	4
23:30 - 23:44	0	0	1	1	0	0	0	0	0	0	0	0	0	0	0	2
23:45 - 23:59	0	0	0	1	1	0	0	0	0	0	0	0	0	0	0	2
Totals	5	63	186	251	168	26	3	1	0	0	0	0	0	1	0	704
Percent of Total	0.7	8.9	26.4	35.7	23.9	3.7	0.4	0.1	0.0	0.0	0.0	0.0	0.0	0.1	0.0	100
Percent of AM	0.8	11.0	28.0	37.0	18.9	3.9	0.4	0.0	0.0	0.0	0.0	0.0	0.0	0.0	0.0	100
Percent of PM	0.7	7.8	25.6	34.9	26.7	3.6	0.4	0.2	0.0	0.0	0.0	0.0	0.0	0.2	0.0	100

Standard Deviation:	5.8 MPH	85th Percentile:	23.8 MPH
Mean Speed:	17.9 MPH	15th Percentile:	12.0 MPH
Median Speed:	17.9 MPH	90th Percentile:	24.8 MPH
Modal Speed:	18.5 MPH	95th Percentile:	25.9 MPH

Daily Vehicle Volume Report

Study Date: Thursday, 05/17/2018  
Unit ID: 0148  
Location: SW 14th Terrace, East of SW 17th Avenue

	Westbound Volume	Eastbound Volume	Total Volume	
00:00 - 00:14	0	0	0	0
00:15 - 00:29	0	0	0	0
00:30 - 00:44	0	0	0	0
00:45 - 00:59	1	0	0	1
01:00 - 01:14	0	0	0	0
01:15 - 01:29	0	0	0	0
01:30 - 01:44	0	0	0	0
01:45 - 01:59	0	0	0	0
02:00 - 02:14	1	0	0	1
02:15 - 02:29	0	0	0	0
02:30 - 02:44	0	0	0	0
02:45 - 02:59	0	0	0	0
03:00 - 03:14	0	0	0	0
03:15 - 03:29	0	0	0	0
03:30 - 03:44	0	0	0	0
03:45 - 03:59	0	0	0	0
04:00 - 04:14	0	0	0	0
04:15 - 04:29	0	0	0	0
04:30 - 04:44	0	0	0	0
04:45 - 04:59	0	0	0	0
05:00 - 05:14	0	0	0	0
05:15 - 05:29	1	0	0	1
05:30 - 05:44	2	0	0	2
05:45 - 05:59	2	1	1	3
06:00 - 06:14	2	1	1	3
06:15 - 06:29	0	2	2	2
06:30 - 06:44	2	2	2	4
06:45 - 06:59	3	1	1	4
07:00 - 07:14	4	7	7	11
07:15 - 07:29	0	4	4	4
07:30 - 07:44	1	9	9	10
07:45 - 07:59	1	7	7	8
08:00 - 08:14	4	7	7	11
08:15 - 08:29	2	11	11	13
08:30 - 08:44	3	10	10	13
08:45 - 08:59	5	4	4	9
09:00 - 09:14	2	4	4	6
09:15 - 09:29	9	3	3	12

09:30 - 09:44	4	3	7
09:45 - 09:59	4	1	5
10:00 - 10:14	3	3	6
10:15 - 10:29	5	3	8
10:30 - 10:44	3	2	5
10:45 - 10:59	4	4	8
11:00 - 11:14	1	1	2
11:15 - 11:29	0	3	3
11:30 - 11:44	6	4	10
11:45 - 11:59	2	1	3
12:00 - 12:14	9	4	13
12:15 - 12:29	3	5	8
12:30 - 12:44	4	4	8
12:45 - 12:59	2	2	4
13:00 - 13:14	3	1	4
13:15 - 13:29	3	1	4
13:30 - 13:44	6	6	12
13:45 - 13:59	4	3	7
14:00 - 14:14	4	1	5
14:15 - 14:29	0	4	4
14:30 - 14:44	3	1	4
14:45 - 14:59	5	2	7
15:00 - 15:14	13	1	14
15:15 - 15:29	5	1	6
15:30 - 15:44	3	0	3
15:45 - 15:59	6	1	7
16:00 - 16:14	4	2	6
16:15 - 16:29	1	2	3
16:30 - 16:44	1	2	3
16:45 - 16:59	1	1	2
17:00 - 17:14	4	1	5
17:15 - 17:29	7	4	11
17:30 - 17:44	7	2	9
17:45 - 17:59	6	3	9
18:00 - 18:14	4	2	6
18:15 - 18:29	2	6	8
18:30 - 18:44	4	2	6
18:45 - 18:59	2	6	8
19:00 - 19:14	1	6	7
19:15 - 19:29	2	2	4
19:30 - 19:44	2	4	6
19:45 - 19:59	2	1	3
20:00 - 20:14	1	4	5
20:15 - 20:29	2	2	4

20:30 - 20:44	0	0	0
20:45 - 20:59	1	4	5
21:00 - 21:14	2	1	3
21:15 - 21:29	1	2	3
21:30 - 21:44	3	2	5
21:45 - 21:59	3	0	3
22:00 - 22:14	0	0	0
22:15 - 22:29	1	0	1
22:30 - 22:44	0	0	0
22:45 - 22:59	0	0	0
23:00 - 23:14	1	0	1
23:15 - 23:29	0	0	0
23:30 - 23:44	1	0	1
23:45 - 23:59	1	0	1
Totals	217	196	413

AM Peak Time 09:07 - 10:06 07:41 - 08:40 07:54 - 08:53

AM Peak

Volume	22	40	50
--------	----	----	----

PM Peak Time 14:57 - 15:56 18:15 - 19:14 17:22 - 18:21

PM Peak

Volume	28	20	37
--------	----	----	----





20:30 - 20:44	0	0	0	0	0	0	0	0	0	0	0	0	0	0	0	0
20:45 - 20:59	0	0	2	3	0	0	0	0	0	0	0	0	0	0	0	5
21:00 - 21:14	0	0	1	1	1	0	0	0	0	0	0	0	0	0	0	3
21:15 - 21:29	0	0	1	0	2	0	0	0	0	0	0	0	0	0	0	3
21:30 - 21:44	0	0	0	2	1	2	0	0	0	0	0	0	0	0	0	5
21:45 - 21:59	0	0	2	1	0	0	0	0	0	0	0	0	0	0	0	3
22:00 - 22:14	0	0	0	0	0	0	0	0	0	0	0	0	0	0	0	0
22:15 - 22:29	0	0	0	1	0	0	0	0	0	0	0	0	0	0	0	1
22:30 - 22:44	0	0	0	0	0	0	0	0	0	0	0	0	0	0	0	0
22:45 - 22:59	0	0	0	0	0	0	0	0	0	0	0	0	0	0	0	0
23:00 - 23:14	0	0	0	1	0	0	0	0	0	0	0	0	0	0	0	1
23:15 - 23:29	0	0	0	0	0	0	0	0	0	0	0	0	0	0	0	0
23:30 - 23:44	0	0	0	0	0	1	0	0	0	0	0	0	0	0	0	1
23:45 - 23:59	0	1	0	0	0	0	0	0	0	0	0	0	0	0	0	1
Totals	1	12	66	168	140	24	2	0	0	0	0	0	0	0	0	413
Percent of Total	0.2	2.9	16.0	40.7	33.9	5.8	0.5	0.0	0.0	0.0	0.0	0.0	0.0	0.0	0.0	100
Percent of AM	0.6	3.4	16.0	41.7	31.4	6.3	0.6	0.0	0.0	0.0	0.0	0.0	0.0	0.0	0.0	100
Percent of PM	0.0	2.5	16.0	39.9	35.7	5.5	0.4	0.0	0.0	0.0	0.0	0.0	0.0	0.0	0.0	100

Standard Deviation:	4.8 MPH	85th Percentile:	24.7 MPH
Mean Speed:	19.7 MPH	15th Percentile:	14.7 MPH
Median Speed:	19.8 MPH	90th Percentile:	25.4 MPH
Modal Speed:	18.5 MPH	95th Percentile:	27.0 MPH

Daily Vehicle Volume Report

Study Date: Thursday, 05/17/2018  
Unit ID: 0200  
Location: SW 15th Street, East of SW 17th Avenue

	Westbound Volume	Eastbound Volume	Total Volume	
00:00 - 00:14	0	0	0	0
00:15 - 00:29	1	0	0	1
00:30 - 00:44	1	0	0	1
00:45 - 00:59	0	0	0	0
01:00 - 01:14	0	0	0	0
01:15 - 01:29	1	0	0	1
01:30 - 01:44	0	1	1	1
01:45 - 01:59	0	1	1	1
02:00 - 02:14	0	0	0	0
02:15 - 02:29	0	0	0	0
02:30 - 02:44	0	0	0	0
02:45 - 02:59	0	0	0	0
03:00 - 03:14	0	0	0	0
03:15 - 03:29	0	0	0	0
03:30 - 03:44	0	0	0	0
03:45 - 03:59	0	0	0	0
04:00 - 04:14	0	0	0	0
04:15 - 04:29	0	0	0	0
04:30 - 04:44	0	0	0	0
04:45 - 04:59	0	0	0	0
05:00 - 05:14	0	0	0	0
05:15 - 05:29	0	1	1	1
05:30 - 05:44	0	1	1	1
05:45 - 05:59	3	0	0	3
06:00 - 06:14	1	0	0	1
06:15 - 06:29	4	0	0	4
06:30 - 06:44	4	2	2	6
06:45 - 06:59	1	1	1	2
07:00 - 07:14	5	3	3	8
07:15 - 07:29	4	1	1	5
07:30 - 07:44	7	6	6	13
07:45 - 07:59	5	10	10	15
08:00 - 08:14	5	4	4	9
08:15 - 08:29	6	10	10	16
08:30 - 08:44	11	6	6	17
08:45 - 08:59	3	3	3	6
09:00 - 09:14	2	2	2	4
09:15 - 09:29	1	5	5	6



09:30 - 09:44	2	5	7
09:45 - 09:59	3	4	7
10:00 - 10:14	5	3	8
10:15 - 10:29	2	3	5
10:30 - 10:44	4	0	4
10:45 - 10:59	4	6	10
11:00 - 11:14	6	5	11
11:15 - 11:29	2	4	6
11:30 - 11:44	5	7	12
11:45 - 11:59	1	4	5
12:00 - 12:14	2	4	6
12:15 - 12:29	4	1	5
12:30 - 12:44	4	5	9
12:45 - 12:59	5	2	7
13:00 - 13:14	1	3	4
13:15 - 13:29	0	4	4
13:30 - 13:44	5	2	7
13:45 - 13:59	2	2	4
14:00 - 14:14	5	1	6
14:15 - 14:29	4	3	7
14:30 - 14:44	3	5	8
14:45 - 14:59	2	6	8
15:00 - 15:14	5	5	10
15:15 - 15:29	4	5	9
15:30 - 15:44	4	6	10
15:45 - 15:59	10	5	15
16:00 - 16:14	5	3	8
16:15 - 16:29	7	4	11
16:30 - 16:44	2	4	6
16:45 - 16:59	3	6	9
17:00 - 17:14	5	4	9
17:15 - 17:29	16	3	19
17:30 - 17:44	6	5	11
17:45 - 17:59	6	4	10
18:00 - 18:14	5	5	10
18:15 - 18:29	6	5	11
18:30 - 18:44	3	0	3
18:45 - 18:59	4	3	7
19:00 - 19:14	3	4	7
19:15 - 19:29	2	2	4
19:30 - 19:44	6	2	8
19:45 - 19:59	2	4	6
20:00 - 20:14	3	1	4
20:15 - 20:29	1	1	2

20:30 - 20:44	2	2	4
20:45 - 20:59	2	1	3
21:00 - 21:14	4	1	5
21:15 - 21:29	3	2	5
21:30 - 21:44	1	2	3
21:45 - 21:59	2	1	3
22:00 - 22:14	3	1	4
22:15 - 22:29	2	3	5
22:30 - 22:44	3	1	4
22:45 - 22:59	2	1	3
23:00 - 23:14	1	0	1
23:15 - 23:29	1	1	2
23:30 - 23:44	1	0	1
23:45 - 23:59	2	2	4
Totals	273	235	508

AM Peak Time 07:40 - 08:39 07:38 - 08:37 07:39 - 08:38

AM Peak

Volume	27	32	57
--------	----	----	----

PM Peak Time 17:04 - 18:03 14:35 - 15:34 16:52 - 17:51

PM Peak

Volume	35	23	51
--------	----	----	----





20:30 - 20:44	0	0	0	0	2	2	0	0	0	0	0	0	0	0	0	4
20:45 - 20:59	0	0	0	1	1	1	0	0	0	0	0	0	0	0	0	3
21:00 - 21:14	0	1	0	2	2	0	0	0	0	0	0	0	0	0	0	5
21:15 - 21:29	0	0	0	2	3	0	0	0	0	0	0	0	0	0	0	5
21:30 - 21:44	0	0	0	2	0	1	0	0	0	0	0	0	0	0	0	3
21:45 - 21:59	0	0	1	1	1	0	0	0	0	0	0	0	0	0	0	3
22:00 - 22:14	0	0	1	1	1	1	0	0	0	0	0	0	0	0	0	4
22:15 - 22:29	0	0	2	2	1	0	0	0	0	0	0	0	0	0	0	5
22:30 - 22:44	0	1	0	0	3	0	0	0	0	0	0	0	0	0	0	4
22:45 - 22:59	0	0	1	0	2	0	0	0	0	0	0	0	0	0	0	3
23:00 - 23:14	0	0	0	1	0	0	0	0	0	0	0	0	0	0	0	1
23:15 - 23:29	0	0	1	1	0	0	0	0	0	0	0	0	0	0	0	2
23:30 - 23:44	0	0	0	0	0	1	0	0	0	0	0	0	0	0	0	1
23:45 - 23:59	0	0	0	1	3	0	0	0	0	0	0	0	0	0	0	4
Totals	2	33	53	145	190	66	17	2	0	0	0	0	0	0	0	508
Percent of Total	0.4	6.5	10.4	28.5	37.4	13.0	3.3	0.4	0.0	0.0	0.0	0.0	0.0	0.0	0.0	100
Percent of AM	1.0	9.6	11.2	28.4	33.0	12.7	3.6	0.5	0.0	0.0	0.0	0.0	0.0	0.0	0.0	100
Percent of PM	0.0	4.5	10.0	28.6	40.2	13.2	3.2	0.3	0.0	0.0	0.0	0.0	0.0	0.0	0.0	100

Standard Deviation:	6.1 MPH	85th Percentile:	26.6 MPH
Mean Speed:	21.0 MPH	15th Percentile:	14.8 MPH
Median Speed:	21.5 MPH	90th Percentile:	28.6 MPH
Modal Speed:	23.5 MPH	95th Percentile:	30.5 MPH

Daily Vehicle Volume Report

Study Date: Thursday, 05/24/2018  
Unit ID: 0195  
Location: SW 16th Street, East of SW 17th Avenue

	Westbound Volume	Eastbound Volume	Total Volume	
00:00 - 00:14	0	0	1	1
00:15 - 00:29	1	0	0	1
00:30 - 00:44	0	0	0	0
00:45 - 00:59	0	0	0	0
01:00 - 01:14	1	0	1	2
01:15 - 01:29	0	0	0	0
01:30 - 01:44	0	0	0	0
01:45 - 01:59	0	0	0	0
02:00 - 02:14	0	0	0	0
02:15 - 02:29	0	0	0	0
02:30 - 02:44	0	0	0	0
02:45 - 02:59	1	0	0	1
03:00 - 03:14	0	0	0	0
03:15 - 03:29	1	0	0	1
03:30 - 03:44	0	0	0	0
03:45 - 03:59	1	0	0	1
04:00 - 04:14	0	0	0	0
04:15 - 04:29	1	0	1	2
04:30 - 04:44	0	0	0	0
04:45 - 04:59	0	0	0	0
05:00 - 05:14	0	0	1	1
05:15 - 05:29	1	0	0	1
05:30 - 05:44	4	0	0	4
05:45 - 05:59	2	0	2	4
06:00 - 06:14	2	0	1	3
06:15 - 06:29	4	0	5	9
06:30 - 06:44	6	0	7	13
06:45 - 06:59	5	0	8	13
07:00 - 07:14	9	0	11	20
07:15 - 07:29	8	0	21	29
07:30 - 07:44	10	0	31	41
07:45 - 07:59	16	0	33	49
08:00 - 08:14	16	0	29	45
08:15 - 08:29	14	0	30	44
08:30 - 08:44	11	0	30	41
08:45 - 08:59	22	0	26	48
09:00 - 09:14	11	0	27	38
09:15 - 09:29	9	0	21	30

09:30 - 09:44	4	22	26
09:45 - 09:59	16	19	35
10:00 - 10:14	8	17	25
10:15 - 10:29	9	8	17
10:30 - 10:44	4	12	16
10:45 - 10:59	6	15	21
11:00 - 11:14	6	14	20
11:15 - 11:29	11	6	17
11:30 - 11:44	6	14	20
11:45 - 11:59	10	10	20
12:00 - 12:14	11	13	24
12:15 - 12:29	12	14	26
12:30 - 12:44	7	19	26
12:45 - 12:59	7	13	20
13:00 - 13:14	9	5	14
13:15 - 13:29	4	8	12
13:30 - 13:44	3	7	10
13:45 - 13:59	12	19	31
14:00 - 14:14	12	12	24
14:15 - 14:29	13	12	25
14:30 - 14:44	17	19	36
14:45 - 14:59	13	17	30
15:00 - 15:14	23	19	42
15:15 - 15:29	20	18	38
15:30 - 15:44	27	19	46
15:45 - 15:59	22	15	37
16:00 - 16:14	27	15	42
16:15 - 16:29	28	19	47
16:30 - 16:44	17	11	28
16:45 - 16:59	22	13	35
17:00 - 17:14	24	22	46
17:15 - 17:29	30	25	55
17:30 - 17:44	27	19	46
17:45 - 17:59	28	24	52
18:00 - 18:14	28	23	51
18:15 - 18:29	24	14	38
18:30 - 18:44	11	14	25
18:45 - 18:59	14	14	28
19:00 - 19:14	13	13	26
19:15 - 19:29	13	15	28
19:30 - 19:44	7	10	17
19:45 - 19:59	4	8	12
20:00 - 20:14	12	5	17
20:15 - 20:29	5	4	9

20:30 - 20:44	4	4	8
20:45 - 20:59	2	6	8
21:00 - 21:14	9	4	13
21:15 - 21:29	7	8	15
21:30 - 21:44	3	5	8
21:45 - 21:59	3	7	10
22:00 - 22:14	3	8	11
22:15 - 22:29	4	7	11
22:30 - 22:44	1	4	5
22:45 - 22:59	0	4	4
23:00 - 23:14	2	1	3
23:15 - 23:29	3	2	5
23:30 - 23:44	2	2	4
23:45 - 23:59	0	0	0
Totals	825	982	1807

AM Peak Time 07:58 - 08:57 07:40 - 08:39 07:51 - 08:50

AM Peak

Volume	66	126	184
--------	----	-----	-----

PM Peak Time 17:05 - 18:04 17:01 - 18:00 17:13 - 18:12

PM Peak

Volume	117	93	209
--------	-----	----	-----





09:30 - 09:44	0	0	2	1	2	6	11	3	1	0	0	0	0	0	0	26
09:45 - 09:59	0	1	3	5	7	11	4	3	0	1	0	0	0	0	0	35
10:00 - 10:14	0	0	0	0	7	9	8	1	0	0	0	0	0	0	0	25
10:15 - 10:29	0	0	1	0	5	7	3	1	0	0	0	0	0	0	0	17
10:30 - 10:44	0	0	0	1	2	6	5	2	0	0	0	0	0	0	0	16
10:45 - 10:59	0	0	0	1	1	4	7	6	2	0	0	0	0	0	0	21
11:00 - 11:14	0	0	0	0	2	7	8	1	2	0	0	0	0	0	0	20
11:15 - 11:29	0	1	2	2	3	6	1	2	0	0	0	0	0	0	0	17
11:30 - 11:44	0	1	1	0	1	7	5	4	0	0	1	0	0	0	0	20
11:45 - 11:59	0	0	1	1	4	6	4	3	1	0	0	0	0	0	0	20
12:00 - 12:14	0	0	0	0	2	6	8	6	2	0	0	0	0	0	0	24
12:15 - 12:29	0	0	0	0	2	3	8	7	4	2	0	0	0	0	0	26
12:30 - 12:44	0	0	0	0	0	6	9	5	6	0	0	0	0	0	0	26
12:45 - 12:59	0	0	0	0	1	5	2	9	2	1	0	0	0	0	0	20
13:00 - 13:14	0	0	0	0	2	2	5	2	3	0	0	0	0	0	0	14
13:15 - 13:29	0	0	0	0	0	2	4	1	3	2	0	0	0	0	0	12
13:30 - 13:44	0	0	0	0	2	1	3	1	3	0	0	0	0	0	0	10
13:45 - 13:59	0	0	0	0	3	4	9	7	6	2	0	0	0	0	0	31
14:00 - 14:14	1	2	0	0	4	5	3	8	0	1	0	0	0	0	0	24
14:15 - 14:29	0	0	0	1	2	5	8	4	3	2	0	0	0	0	0	25
14:30 - 14:44	0	1	4	1	1	8	3	11	3	3	0	1	0	0	0	36
14:45 - 14:59	0	0	0	3	4	3	7	11	0	2	0	0	0	0	0	30
15:00 - 15:14	0	1	1	3	5	8	10	11	2	1	0	0	0	0	0	42
15:15 - 15:29	0	0	1	0	3	7	8	9	9	1	0	0	0	0	0	38
15:30 - 15:44	0	0	0	0	3	2	15	13	9	3	1	0	0	0	0	46
15:45 - 15:59	0	0	1	0	4	1	4	13	9	2	3	0	0	0	0	37
16:00 - 16:14	0	0	1	0	0	7	4	6	9	11	3	1	0	0	0	42
16:15 - 16:29	0	0	0	2	1	3	3	11	12	12	3	0	0	0	0	47
16:30 - 16:44	0	0	0	0	0	3	4	5	7	6	2	1	0	0	0	28
16:45 - 16:59	0	0	0	1	2	0	3	7	10	6	3	3	0	0	0	35
17:00 - 17:14	0	0	2	0	1	2	3	23	4	7	3	1	0	0	0	46
17:15 - 17:29	1	0	0	0	1	6	9	8	18	11	1	0	0	0	0	55
17:30 - 17:44	0	0	0	1	2	1	5	16	10	7	3	1	0	0	0	46
17:45 - 17:59	0	2	0	1	3	3	3	10	13	11	4	2	0	0	0	52
18:00 - 18:14	0	0	1	1	0	3	11	7	12	10	5	0	1	0	0	51
18:15 - 18:29	0	0	2	1	3	2	7	9	8	5	1	0	0	0	0	38
18:30 - 18:44	0	0	0	0	2	2	2	4	9	5	1	0	0	0	0	25
18:45 - 18:59	0	0	0	0	1	1	10	7	5	3	0	0	1	0	0	28
19:00 - 19:14	0	0	0	0	0	4	8	5	5	2	2	0	0	0	0	26
19:15 - 19:29	0	1	1	0	1	4	8	5	5	1	2	0	0	0	0	28
19:30 - 19:44	0	0	0	0	0	2	2	5	6	2	0	0	0	0	0	17
19:45 - 19:59	0	0	0	0	0	3	2	4	2	1	0	0	0	0	0	12
20:00 - 20:14	0	0	1	1	2	1	4	7	1	0	0	0	0	0	0	17
20:15 - 20:29	0	0	0	0	0	2	3	2	0	2	0	0	0	0	0	9

20:30 - 20:44	0	0	0	0	0	0	3	1	3	1	0	0	0	0	0	8
20:45 - 20:59	0	0	0	0	0	1	1	2	3	1	0	0	0	0	0	8
21:00 - 21:14	0	0	1	0	1	2	0	5	4	0	0	0	0	0	0	13
21:15 - 21:29	0	0	0	0	0	3	3	2	4	2	1	0	0	0	0	15
21:30 - 21:44	0	0	0	0	0	1	4	3	0	0	0	0	0	0	0	8
21:45 - 21:59	0	0	0	0	0	2	3	3	1	1	0	0	0	0	0	10
22:00 - 22:14	0	0	0	0	0	0	2	3	3	2	1	0	0	0	0	11
22:15 - 22:29	0	0	0	0	2	0	2	3	3	1	0	0	0	0	0	11
22:30 - 22:44	0	0	0	0	0	1	2	0	0	0	2	0	0	0	0	5
22:45 - 22:59	0	0	0	0	1	0	1	1	0	1	0	0	0	0	0	4
23:00 - 23:14	0	0	0	0	0	2	0	0	1	0	0	0	0	0	0	3
23:15 - 23:29	0	0	0	1	0	1	1	1	1	0	0	0	0	0	0	5
23:30 - 23:44	0	0	0	0	1	2	0	0	1	0	0	0	0	0	0	4
23:45 - 23:59	0	0	0	0	0	0	0	0	0	0	0	0	0	0	0	0
Totals	2	14	29	33	119	273	408	417	287	162	49	12	2	0	0	1807
Percent of Total	0.1	0.8	1.6	1.8	6.6	15.1	22.6	23.1	15.9	9.0	2.7	0.7	0.1	0.0	0.0	100
Percent of AM	0.0	1.1	2.0	2.4	8.6	21.4	28.7	20.3	9.6	4.4	1.2	0.3	0.0	0.0	0.0	100
Percent of PM	0.2	0.6	1.4	1.5	5.4	11.5	19.1	24.7	19.5	11.6	3.6	0.9	0.2	0.0	0.0	100

Standard Deviation:	8.9 MPH	85th Percentile:	45.2 MPH
Mean Speed:	36.1 MPH	15th Percentile:	27.3 MPH
Median Speed:	36.3 MPH	90th Percentile:	47.4 MPH
Modal Speed:	38.5 MPH	95th Percentile:	50.1 MPH

Daily Vehicle Volume Report

Study Date: Thursday, 05/24/2018  
Unit ID: 0215  
Location: SW 17th Street, East of SW 17th Avenue

	Westbound Volume	Eastbound Volume	Total Volume	
00:00 - 00:14	0	0	0	Total
00:15 - 00:29	0	0	1	1
00:30 - 00:44	0	0	0	0
00:45 - 00:59	0	0	0	0
01:00 - 01:14	0	0	0	0
01:15 - 01:29	1	0	1	2
01:30 - 01:44	0	0	0	0
01:45 - 01:59	0	0	0	0
02:00 - 02:14	0	0	0	0
02:15 - 02:29	0	0	0	0
02:30 - 02:44	0	0	0	0
02:45 - 02:59	0	0	0	0
03:00 - 03:14	0	0	1	1
03:15 - 03:29	0	0	0	0
03:30 - 03:44	0	0	1	1
03:45 - 03:59	0	0	0	0
04:00 - 04:14	0	0	0	0
04:15 - 04:29	0	0	1	1
04:30 - 04:44	0	0	0	0
04:45 - 04:59	0	0	0	0
05:00 - 05:14	1	0	0	1
05:15 - 05:29	0	0	0	0
05:30 - 05:44	1	0	0	1
05:45 - 05:59	0	0	0	0
06:00 - 06:14	1	0	1	2
06:15 - 06:29	3	0	3	6
06:30 - 06:44	5	0	3	8
06:45 - 06:59	3	0	2	5
07:00 - 07:14	8	0	2	10
07:15 - 07:29	4	0	9	13
07:30 - 07:44	4	0	13	17
07:45 - 07:59	6	0	17	23
08:00 - 08:14	8	0	7	15
08:15 - 08:29	10	0	17	27
08:30 - 08:44	12	0	13	25
08:45 - 08:59	3	0	11	14
09:00 - 09:14	10	0	6	16
09:15 - 09:29	9	0	6	15

09:30 - 09:44	3	5	8
09:45 - 09:59	8	8	16
10:00 - 10:14	7	4	11
10:15 - 10:29	2	1	3
10:30 - 10:44	3	4	7
10:45 - 10:59	4	4	8
11:00 - 11:14	4	7	11
11:15 - 11:29	2	4	6
11:30 - 11:44	5	4	9
11:45 - 11:59	7	4	11
12:00 - 12:14	8	5	13
12:15 - 12:29	5	0	5
12:30 - 12:44	5	2	7
12:45 - 12:59	9	3	12
13:00 - 13:14	2	7	9
13:15 - 13:29	1	5	6
13:30 - 13:44	3	6	9
13:45 - 13:59	2	4	6
14:00 - 14:14	4	7	11
14:15 - 14:29	5	0	5
14:30 - 14:44	4	11	15
14:45 - 14:59	5	7	12
15:00 - 15:14	10	5	15
15:15 - 15:29	10	3	13
15:30 - 15:44	7	2	9
15:45 - 15:59	8	5	13
16:00 - 16:14	7	5	12
16:15 - 16:29	7	2	9
16:30 - 16:44	11	7	18
16:45 - 16:59	8	4	12
17:00 - 17:14	12	4	16
17:15 - 17:29	4	10	14
17:30 - 17:44	7	12	19
17:45 - 17:59	11	5	16
18:00 - 18:14	4	11	15
18:15 - 18:29	6	1	7
18:30 - 18:44	3	3	6
18:45 - 18:59	3	7	10
19:00 - 19:14	3	6	9
19:15 - 19:29	1	3	4
19:30 - 19:44	3	7	10
19:45 - 19:59	4	1	5
20:00 - 20:14	5	1	6
20:15 - 20:29	5	3	8

20:30 - 20:44	3	3	6
20:45 - 20:59	4	2	6
21:00 - 21:14	2	3	5
21:15 - 21:29	2	2	4
21:30 - 21:44	3	0	3
21:45 - 21:59	1	3	4
22:00 - 22:14	2	2	4
22:15 - 22:29	3	0	3
22:30 - 22:44	2	1	3
22:45 - 22:59	1	1	2
23:00 - 23:14	1	0	1
23:15 - 23:29	1	3	4
23:30 - 23:44	2	1	3
23:45 - 23:59	0	1	1
Totals	353	346	699

AM Peak Time 08:20 - 09:19 07:42 - 08:41 07:43 - 08:42

AM Peak

Volume	40	56	92
--------	----	----	----

PM Peak Time 15:04 - 16:03 17:12 - 18:11 17:12 - 18:11

PM Peak

Volume	38	39	66
--------	----	----	----







20:30 - 20:44	0	0	1	2	3	0	0	0	0	0	0	0	0	0	0	6
20:45 - 20:59	0	0	0	3	3	0	0	0	0	0	0	0	0	0	0	6
21:00 - 21:14	0	0	2	1	1	1	0	0	0	0	0	0	0	0	0	5
21:15 - 21:29	0	0	0	0	3	1	0	0	0	0	0	0	0	0	0	4
21:30 - 21:44	0	0	1	1	0	0	1	0	0	0	0	0	0	0	0	3
21:45 - 21:59	0	1	0	0	3	0	0	0	0	0	0	0	0	0	0	4
22:00 - 22:14	0	0	0	0	2	2	0	0	0	0	0	0	0	0	0	4
22:15 - 22:29	0	0	0	2	1	0	0	0	0	0	0	0	0	0	0	3
22:30 - 22:44	0	0	0	0	3	0	0	0	0	0	0	0	0	0	0	3
22:45 - 22:59	0	0	0	0	1	0	1	0	0	0	0	0	0	0	0	2
23:00 - 23:14	0	0	0	0	1	0	0	0	0	0	0	0	0	0	0	1
23:15 - 23:29	0	0	2	0	1	0	1	0	0	0	0	0	0	0	0	4
23:30 - 23:44	0	1	1	0	1	0	0	0	0	0	0	0	0	0	0	3
23:45 - 23:59	0	0	1	0	0	0	0	0	0	0	0	0	0	0	0	1
Totals	4	23	94	164	266	123	22	3	0	0	0	0	0	0	0	699
Percent of Total	0.6	3.3	13.4	23.5	38.1	17.6	3.1	0.4	0.0	0.0	0.0	0.0	0.0	0.0	0.0	100
Percent of AM	0.0	4.1	12.9	24.1	32.7	22.1	3.4	0.7	0.0	0.0	0.0	0.0	0.0	0.0	0.0	100
Percent of PM	1.0	2.7	13.8	23.0	42.0	14.3	3.0	0.2	0.0	0.0	0.0	0.0	0.0	0.0	0.0	100

Standard Deviation:	6.0 MPH	85th Percentile:	27.7 MPH
Mean Speed:	21.6 MPH	15th Percentile:	15.1 MPH
Median Speed:	22.2 MPH	90th Percentile:	29.2 MPH
Modal Speed:	23.5 MPH	95th Percentile:	30.6 MPH

Daily Vehicle Volume Report

Study Date: Thursday, 05/24/2018  
Unit ID: 0177  
Location: SW 17th Terrace, East of SW 17th Avenue

	Westbound Volume	Eastbound Volume	Total Volume	
00:00 - 00:14	0	0	1	1
00:15 - 00:29	2	0	0	2
00:30 - 00:44	0	0	0	0
00:45 - 00:59	0	0	0	0
01:00 - 01:14	0	1	1	1
01:15 - 01:29	0	0	0	0
01:30 - 01:44	0	0	0	0
01:45 - 01:59	0	0	0	0
02:00 - 02:14	0	0	0	0
02:15 - 02:29	0	1	1	1
02:30 - 02:44	0	0	0	0
02:45 - 02:59	0	0	0	0
03:00 - 03:14	1	0	0	1
03:15 - 03:29	0	0	0	0
03:30 - 03:44	0	0	0	0
03:45 - 03:59	0	0	0	0
04:00 - 04:14	0	0	0	0
04:15 - 04:29	0	0	0	0
04:30 - 04:44	1	0	0	1
04:45 - 04:59	0	0	0	0
05:00 - 05:14	0	1	1	1
05:15 - 05:29	2	0	0	2
05:30 - 05:44	1	0	0	1
05:45 - 05:59	0	1	1	1
06:00 - 06:14	1	0	0	1
06:15 - 06:29	2	2	2	4
06:30 - 06:44	4	0	0	4
06:45 - 06:59	2	5	5	7
07:00 - 07:14	5	5	5	10
07:15 - 07:29	3	5	5	8
07:30 - 07:44	7	11	11	18
07:45 - 07:59	11	16	16	27
08:00 - 08:14	11	15	15	26
08:15 - 08:29	11	16	16	27
08:30 - 08:44	11	11	11	22
08:45 - 08:59	5	10	10	15
09:00 - 09:14	7	10	10	17
09:15 - 09:29	5	7	7	12

09:30 - 09:44	3	5	8
09:45 - 09:59	3	10	13
10:00 - 10:14	1	2	3
10:15 - 10:29	7	3	10
10:30 - 10:44	0	3	3
10:45 - 10:59	3	1	4
11:00 - 11:14	1	0	1
11:15 - 11:29	2	4	6
11:30 - 11:44	4	4	8
11:45 - 11:59	8	2	10
12:00 - 12:14	7	3	10
12:15 - 12:29	7	5	12
12:30 - 12:44	2	4	6
12:45 - 12:59	3	5	8
13:00 - 13:14	3	5	8
13:15 - 13:29	4	4	8
13:30 - 13:44	5	6	11
13:45 - 13:59	3	7	10
14:00 - 14:14	3	3	6
14:15 - 14:29	1	4	5
14:30 - 14:44	3	4	7
14:45 - 14:59	6	11	17
15:00 - 15:14	21	9	30
15:15 - 15:29	8	5	13
15:30 - 15:44	9	5	14
15:45 - 15:59	5	2	7
16:00 - 16:14	8	5	13
16:15 - 16:29	7	6	13
16:30 - 16:44	8	9	17
16:45 - 16:59	9	6	15
17:00 - 17:14	15	2	17
17:15 - 17:29	18	6	24
17:30 - 17:44	4	8	12
17:45 - 17:59	7	9	16
18:00 - 18:14	11	10	21
18:15 - 18:29	8	3	11
18:30 - 18:44	3	3	6
18:45 - 18:59	4	6	10
19:00 - 19:14	7	5	12
19:15 - 19:29	5	2	7
19:30 - 19:44	2	3	5
19:45 - 19:59	5	4	9
20:00 - 20:14	6	2	8
20:15 - 20:29	2	3	5

20:30 - 20:44	4	0	4
20:45 - 20:59	0	0	0
21:00 - 21:14	1	5	6
21:15 - 21:29	3	2	5
21:30 - 21:44	3	2	5
21:45 - 21:59	2	3	5
22:00 - 22:14	2	2	4
22:15 - 22:29	1	3	4
22:30 - 22:44	0	3	3
22:45 - 22:59	2	0	2
23:00 - 23:14	1	1	2
23:15 - 23:29	1	0	1
23:30 - 23:44	1	2	3
23:45 - 23:59	0	0	0
Totals	364	349	713

AM Peak Time 07:44 - 08:43 07:40 - 08:39 07:41 - 08:40

AM Peak

Volume	44	64	107
--------	----	----	-----

PM Peak Time 16:29 - 17:28 17:17 - 18:16 17:13 - 18:12

PM Peak

Volume	50	34	75
--------	----	----	----





20:30 - 20:44	0	0	0	1	2	1	0	0	0	0	0	0	0	0	0	4
20:45 - 20:59	0	0	0	0	0	0	0	0	0	0	0	0	0	0	0	0
21:00 - 21:14	0	1	0	1	1	3	0	0	0	0	0	0	0	0	0	6
21:15 - 21:29	0	1	0	3	1	0	0	0	0	0	0	0	0	0	0	5
21:30 - 21:44	0	0	0	3	2	0	0	0	0	0	0	0	0	0	0	5
21:45 - 21:59	0	0	0	1	1	3	0	0	0	0	0	0	0	0	0	5
22:00 - 22:14	0	0	1	0	2	1	0	0	0	0	0	0	0	0	0	4
22:15 - 22:29	0	1	0	1	2	0	0	0	0	0	0	0	0	0	0	4
22:30 - 22:44	0	0	1	1	0	1	0	0	0	0	0	0	0	0	0	3
22:45 - 22:59	0	0	0	1	1	0	0	0	0	0	0	0	0	0	0	2
23:00 - 23:14	0	0	0	2	0	0	0	0	0	0	0	0	0	0	0	2
23:15 - 23:29	0	0	0	1	0	0	0	0	0	0	0	0	0	0	0	1
23:30 - 23:44	0	1	2	0	0	0	0	0	0	0	0	0	0	0	0	3
23:45 - 23:59	0	0	0	0	0	0	0	0	0	0	0	0	0	0	0	0
Totals	3	21	64	192	276	137	19	1	0	0	0	0	0	0	0	713
Percent of Total	0.4	2.9	9.0	26.9	38.7	19.2	2.7	0.1	0.0	0.0	0.0	0.0	0.0	0.0	0.0	100
Percent of AM	0.4	3.6	6.5	25.7	38.0	22.1	3.3	0.4	0.0	0.0	0.0	0.0	0.0	0.0	0.0	100
Percent of PM	0.5	2.5	10.5	27.7	39.1	17.4	2.3	0.0	0.0	0.0	0.0	0.0	0.0	0.0	0.0	100

Standard Deviation:	5.6 MPH	85th Percentile:	27.8 MPH
Mean Speed:	22.0 MPH	15th Percentile:	16.5 MPH
Median Speed:	22.4 MPH	90th Percentile:	29.1 MPH
Modal Speed:	23.5 MPH	95th Percentile:	30.4 MPH

Daily Vehicle Volume Report

Study Date: Thursday, 05/24/2018  
Unit ID: 0180  
Location: SW 18th Street, East of SW 17th Avenue

	Westbound Volume	Eastbound Volume	Total Volume	
00:00 - 00:14	0	0	1	1
00:15 - 00:29	0	0	1	1
00:30 - 00:44	1	0	1	2
00:45 - 00:59	0	0	0	0
01:00 - 01:14	0	0	0	0
01:15 - 01:29	0	0	0	0
01:30 - 01:44	1	0	0	1
01:45 - 01:59	0	0	0	0
02:00 - 02:14	0	0	0	0
02:15 - 02:29	1	0	0	1
02:30 - 02:44	0	0	0	0
02:45 - 02:59	0	0	0	0
03:00 - 03:14	0	0	2	2
03:15 - 03:29	1	0	0	1
03:30 - 03:44	0	0	0	0
03:45 - 03:59	0	0	0	0
04:00 - 04:14	0	0	0	0
04:15 - 04:29	1	0	0	1
04:30 - 04:44	0	0	0	0
04:45 - 04:59	0	0	1	1
05:00 - 05:14	0	0	1	1
05:15 - 05:29	0	0	0	0
05:30 - 05:44	0	0	0	0
05:45 - 05:59	0	0	0	0
06:00 - 06:14	0	0	0	0
06:15 - 06:29	2	0	2	4
06:30 - 06:44	5	0	1	6
06:45 - 06:59	2	0	2	4
07:00 - 07:14	4	0	3	7
07:15 - 07:29	4	0	13	17
07:30 - 07:44	6	0	8	14
07:45 - 07:59	8	0	14	22
08:00 - 08:14	13	0	16	29
08:15 - 08:29	24	0	17	41
08:30 - 08:44	21	0	15	36
08:45 - 08:59	13	0	13	26
09:00 - 09:14	9	0	5	14
09:15 - 09:29	2	0	6	8



09:30 - 09:44	4	4	8
09:45 - 09:59	7	3	10
10:00 - 10:14	7	3	10
10:15 - 10:29	1	4	5
10:30 - 10:44	5	2	7
10:45 - 10:59	2	3	5
11:00 - 11:14	4	2	6
11:15 - 11:29	4	2	6
11:30 - 11:44	8	7	15
11:45 - 11:59	2	1	3
12:00 - 12:14	9	5	14
12:15 - 12:29	2	3	5
12:30 - 12:44	5	2	7
12:45 - 12:59	4	2	6
13:00 - 13:14	9	4	13
13:15 - 13:29	7	4	11
13:30 - 13:44	9	5	14
13:45 - 13:59	12	7	19
14:00 - 14:14	6	2	8
14:15 - 14:29	4	9	13
14:30 - 14:44	2	8	10
14:45 - 14:59	5	18	23
15:00 - 15:14	25	8	33
15:15 - 15:29	27	5	32
15:30 - 15:44	18	9	27
15:45 - 15:59	13	4	17
16:00 - 16:14	12	9	21
16:15 - 16:29	16	8	24
16:30 - 16:44	9	4	13
16:45 - 16:59	25	7	32
17:00 - 17:14	19	6	25
17:15 - 17:29	21	12	33
17:30 - 17:44	28	4	32
17:45 - 17:59	28	16	44
18:00 - 18:14	28	12	40
18:15 - 18:29	15	5	20
18:30 - 18:44	17	12	29
18:45 - 18:59	10	6	16
19:00 - 19:14	11	10	21
19:15 - 19:29	6	4	10
19:30 - 19:44	1	4	5
19:45 - 19:59	5	1	6
20:00 - 20:14	6	4	10
20:15 - 20:29	7	1	8

20:30 - 20:44	4	4	8
20:45 - 20:59	1	1	2
21:00 - 21:14	2	4	6
21:15 - 21:29	4	0	4
21:30 - 21:44	2	3	5
21:45 - 21:59	3	0	3
22:00 - 22:14	3	1	4
22:15 - 22:29	1	2	3
22:30 - 22:44	5	4	9
22:45 - 22:59	2	2	4
23:00 - 23:14	3	1	4
23:15 - 23:29	3	1	4
23:30 - 23:44	1	0	1
23:45 - 23:59	0	2	2
Totals	617	398	1015

AM Peak Time 08:04 - 09:03 07:41 - 08:40 08:04 - 09:03

AM Peak

Volume	73	64	134
--------	----	----	-----

PM Peak Time 17:19 - 18:18 17:41 - 18:40 17:16 - 18:15

PM Peak

Volume	108	47	150
--------	-----	----	-----





20:30 - 20:44	0	0	0	2	4	2	0	0	0	0	0	0	0	0	0	8
20:45 - 20:59	0	0	0	0	2	0	0	0	0	0	0	0	0	0	0	2
21:00 - 21:14	0	0	1	1	3	1	0	0	0	0	0	0	0	0	0	6
21:15 - 21:29	0	0	0	0	3	1	0	0	0	0	0	0	0	0	0	4
21:30 - 21:44	0	0	1	2	2	0	0	0	0	0	0	0	0	0	0	5
21:45 - 21:59	0	0	0	2	1	0	0	0	0	0	0	0	0	0	0	3
22:00 - 22:14	0	0	2	0	0	2	0	0	0	0	0	0	0	0	0	4
22:15 - 22:29	0	0	1	0	1	1	0	0	0	0	0	0	0	0	0	3
22:30 - 22:44	0	1	1	2	5	0	0	0	0	0	0	0	0	0	0	9
22:45 - 22:59	0	0	0	2	2	0	0	0	0	0	0	0	0	0	0	4
23:00 - 23:14	0	0	0	2	2	0	0	0	0	0	0	0	0	0	0	4
23:15 - 23:29	0	0	0	1	2	0	0	1	0	0	0	0	0	0	0	4
23:30 - 23:44	0	0	0	0	0	1	0	0	0	0	0	0	0	0	0	1
23:45 - 23:59	0	0	0	2	0	0	0	0	0	0	0	0	0	0	0	2
Totals	0	14	58	197	458	238	42	6	1	1	0	0	0	0	0	1015
Percent of Total	0.0	1.4	5.7	19.4	45.1	23.4	4.1	0.6	0.1	0.1	0.0	0.0	0.0	0.0	0.0	100
Percent of AM	0.0	2.2	6.7	24.1	43.5	19.7	3.2	0.6	0.0	0.0	0.0	0.0	0.0	0.0	0.0	100
Percent of PM	0.0	1.0	5.3	17.3	45.9	25.1	4.6	0.6	0.1	0.1	0.0	0.0	0.0	0.0	0.0	100

Standard Deviation:	5.3 MPH	85th Percentile:	28.8 MPH
Mean Speed:	23.5 MPH	15th Percentile:	18.0 MPH
Median Speed:	23.6 MPH	90th Percentile:	29.9 MPH
Modal Speed:	23.5 MPH	95th Percentile:	31.0 MPH

Daily Vehicle Volume Report

Study Date: Thursday, 05/03/2018  
Unit ID: 0184  
Location: SW 19th Terrace, East of SW 17th Avenue

	Westbound Volume	Eastbound Volume	Total Volume	
00:00 - 00:14	0	0	0	0
00:15 - 00:29	1	0	0	1
00:30 - 00:44	0	1	1	1
00:45 - 00:59	0	0	0	0
01:00 - 01:14	0	0	0	0
01:15 - 01:29	1	0	0	1
01:30 - 01:44	0	0	0	0
01:45 - 01:59	2	2	2	4
02:00 - 02:14	1	0	0	1
02:15 - 02:29	0	1	1	1
02:30 - 02:44	2	0	0	2
02:45 - 02:59	1	0	0	1
03:00 - 03:14	0	1	1	1
03:15 - 03:29	0	0	0	0
03:30 - 03:44	1	1	1	2
03:45 - 03:59	0	0	0	0
04:00 - 04:14	0	0	0	0
04:15 - 04:29	4	1	1	5
04:30 - 04:44	1	0	0	1
04:45 - 04:59	2	3	3	5
05:00 - 05:14	1	2	2	3
05:15 - 05:29	0	1	1	1
05:30 - 05:44	0	2	2	2
05:45 - 05:59	0	3	3	3
06:00 - 06:14	3	2	2	5
06:15 - 06:29	1	0	0	1
06:30 - 06:44	4	2	2	6
06:45 - 06:59	4	3	3	7
07:00 - 07:14	4	6	6	10
07:15 - 07:29	6	12	12	18
07:30 - 07:44	7	11	11	18
07:45 - 07:59	15	12	12	27
08:00 - 08:14	24	19	19	43
08:15 - 08:29	20	32	32	52
08:30 - 08:44	13	14	14	27
08:45 - 08:59	5	8	8	13
09:00 - 09:14	13	8	8	21
09:15 - 09:29	3	7	7	10

09:30 - 09:44	4	6	10
09:45 - 09:59	7	7	14
10:00 - 10:14	5	5	10
10:15 - 10:29	4	1	5
10:30 - 10:44	12	3	15
10:45 - 10:59	4	5	9
11:00 - 11:14	9	2	11
11:15 - 11:29	6	3	9
11:30 - 11:44	3	5	8
11:45 - 11:59	5	10	15
12:00 - 12:14	4	3	7
12:15 - 12:29	13	9	22
12:30 - 12:44	4	5	9
12:45 - 12:59	3	3	6
13:00 - 13:14	6	7	13
13:15 - 13:29	7	5	12
13:30 - 13:44	10	13	23
13:45 - 13:59	11	12	23
14:00 - 14:14	10	6	16
14:15 - 14:29	4	7	11
14:30 - 14:44	9	15	24
14:45 - 14:59	5	15	20
15:00 - 15:14	22	7	29
15:15 - 15:29	21	5	26
15:30 - 15:44	20	7	27
15:45 - 15:59	10	13	23
16:00 - 16:14	14	16	30
16:15 - 16:29	28	11	39
16:30 - 16:44	29	10	39
16:45 - 16:59	26	9	35
17:00 - 17:14	19	12	31
17:15 - 17:29	27	14	41
17:30 - 17:44	24	19	43
17:45 - 17:59	25	12	37
18:00 - 18:14	18	6	24
18:15 - 18:29	8	9	17
18:30 - 18:44	13	10	23
18:45 - 18:59	10	11	21
19:00 - 19:14	6	4	10
19:15 - 19:29	10	4	14
19:30 - 19:44	9	4	13
19:45 - 19:59	7	4	11
20:00 - 20:14	5	4	9
20:15 - 20:29	5	7	12

20:30 - 20:44	8	6	14
20:45 - 20:59	3	3	6
21:00 - 21:14	9	2	11
21:15 - 21:29	4	2	6
21:30 - 21:44	4	2	6
21:45 - 21:59	3	1	4
22:00 - 22:14	5	4	9
22:15 - 22:29	3	4	7
22:30 - 22:44	2	2	4
22:45 - 22:59	6	2	8
23:00 - 23:14	2	0	2
23:15 - 23:29	1	1	2
23:30 - 23:44	2	1	3
23:45 - 23:59	0	2	2
Totals	692	531	1223

AM Peak Time 07:43 - 08:42 07:41 - 08:40 07:41 - 08:40

AM Peak

Volume	72	81	152
--------	----	----	-----

PM Peak Time 16:22 - 17:21 16:55 - 17:54 16:27 - 17:26

PM Peak

Volume	110	58	155
--------	-----	----	-----







21:00 - 21:14	0	1	1	4	1	4	0	0	0	0	0	0	0	0	0	11
21:15 - 21:29	0	0	0	1	4	1	0	0	0	0	0	0	0	0	0	6
21:30 - 21:44	0	0	1	3	1	1	0	0	0	0	0	0	0	0	0	6
21:45 - 21:59	0	0	1	2	1	0	0	0	0	0	0	0	0	0	0	4
22:00 - 22:14	0	1	0	4	3	1	0	0	0	0	0	0	0	0	0	9
22:15 - 22:29	0	0	1	1	4	1	0	0	0	0	0	0	0	0	0	7
22:30 - 22:44	0	0	0	0	4	0	0	0	0	0	0	0	0	0	0	4
22:45 - 22:59	0	0	0	3	3	1	1	0	0	0	0	0	0	0	0	8
23:00 - 23:14	0	0	0	0	1	1	0	0	0	0	0	0	0	0	0	2
23:15 - 23:29	0	1	0	0	1	0	0	0	0	0	0	0	0	0	0	2
23:30 - 23:44	0	0	0	2	1	0	0	0	0	0	0	0	0	0	0	3
23:45 - 23:59	0	0	0	2	0	0	0	0	0	0	0	0	0	0	0	2
Totals	13	50	143	363	519	121	9	3	1	0	1	0	0	0	0	1223
Percent of Total	1.1	4.1	11.7	29.7	42.4	9.9	0.7	0.2	0.1	0.0	0.1	0.0	0.0	0.0	0.0	100
Percent of AM	1.8	4.3	9.5	31.3	42.4	9.5	1.0	0.3	0.0	0.0	0.0	0.0	0.0	0.0	0.0	100
Percent of PM	0.7	4.0	12.7	28.9	42.5	10.1	0.6	0.2	0.1	0.0	0.1	0.0	0.0	0.0	0.0	100

Standard Deviation:	5.6 MPH	85th Percentile:	25.5 MPH
Mean Speed:	20.7 MPH	15th Percentile:	15.2 MPH
Median Speed:	21.4 MPH	90th Percentile:	26.5 MPH
Modal Speed:	23.5 MPH	95th Percentile:	29.0 MPH

Daily Vehicle Volume Report

Study Date: Thursday, 05/03/2018  
Unit ID: 0157  
Location: SW 16th TERRACE, EAST OF SW 17th AVENUE

	Westbound Volume	Eastbound Volume	Total Volume	
00:00 - 00:14	0	0	0	0
00:15 - 00:29	0	0	0	0
00:30 - 00:44	0	1	1	1
00:45 - 00:59	0	0	0	0
01:00 - 01:14	0	0	0	0
01:15 - 01:29	0	0	0	0
01:30 - 01:44	0	2	2	2
01:45 - 01:59	1	0	1	1
02:00 - 02:14	0	0	0	0
02:15 - 02:29	0	0	0	0
02:30 - 02:44	0	0	0	0
02:45 - 02:59	0	0	0	0
03:00 - 03:14	0	0	0	0
03:15 - 03:29	0	0	0	0
03:30 - 03:44	1	0	1	1
03:45 - 03:59	0	0	0	0
04:00 - 04:14	0	0	0	0
04:15 - 04:29	0	0	0	0
04:30 - 04:44	1	0	1	1
04:45 - 04:59	1	0	1	1
05:00 - 05:14	1	0	1	1
05:15 - 05:29	0	0	0	0
05:30 - 05:44	1	1	2	2
05:45 - 05:59	0	1	1	1
06:00 - 06:14	1	2	3	3
06:15 - 06:29	1	3	4	4
06:30 - 06:44	4	2	6	6
06:45 - 06:59	1	2	3	3
07:00 - 07:14	5	4	9	9
07:15 - 07:29	10	7	17	17
07:30 - 07:44	6	9	15	15
07:45 - 07:59	10	8	18	18
08:00 - 08:14	15	11	26	26
08:15 - 08:29	20	14	34	34
08:30 - 08:44	19	7	26	26
08:45 - 08:59	5	7	12	12
09:00 - 09:14	7	4	11	11
09:15 - 09:29	2	0	2	2

09:30 - 09:44	4	2	6
09:45 - 09:59	0	2	2
10:00 - 10:14	3	2	5
10:15 - 10:29	1	2	3
10:30 - 10:44	2	4	6
10:45 - 10:59	3	5	8
11:00 - 11:14	0	3	3
11:15 - 11:29	3	5	8
11:30 - 11:44	1	4	5
11:45 - 11:59	3	1	4
12:00 - 12:14	5	3	8
12:15 - 12:29	3	1	4
12:30 - 12:44	4	4	8
12:45 - 12:59	4	4	8
13:00 - 13:14	2	2	4
13:15 - 13:29	6	4	10
13:30 - 13:44	5	4	9
13:45 - 13:59	1	1	2
14:00 - 14:14	7	2	9
14:15 - 14:29	1	1	2
14:30 - 14:44	3	5	8
14:45 - 14:59	4	6	10
15:00 - 15:14	23	11	34
15:15 - 15:29	10	6	16
15:30 - 15:44	6	4	10
15:45 - 15:59	8	3	11
16:00 - 16:14	6	3	9
16:15 - 16:29	10	10	20
16:30 - 16:44	7	3	10
16:45 - 16:59	6	4	10
17:00 - 17:14	3	2	5
17:15 - 17:29	5	3	8
17:30 - 17:44	15	6	21
17:45 - 17:59	6	4	10
18:00 - 18:14	5	7	12
18:15 - 18:29	9	3	12
18:30 - 18:44	6	1	7
18:45 - 18:59	4	5	9
19:00 - 19:14	4	3	7
19:15 - 19:29	2	1	3
19:30 - 19:44	7	9	16
19:45 - 19:59	3	5	8
20:00 - 20:14	0	3	3
20:15 - 20:29	2	7	9

20:30 - 20:44	3	0	3
20:45 - 20:59	4	2	6
21:00 - 21:14	4	4	8
21:15 - 21:29	0	5	5
21:30 - 21:44	1	3	4
21:45 - 21:59	1	3	4
22:00 - 22:14	0	0	0
22:15 - 22:29	2	2	4
22:30 - 22:44	0	1	1
22:45 - 22:59	0	2	2
23:00 - 23:14	2	1	3
23:15 - 23:29	1	0	1
23:30 - 23:44	1	0	1
23:45 - 23:59	0	0	0
Totals	343	278	621

AM Peak Time 07:42 - 08:41 07:41 - 08:40 07:41 - 08:40

AM Peak

Volume	66	45	110
--------	----	----	-----

PM Peak Time 14:59 - 15:58 14:47 - 15:46 14:49 - 15:48

PM Peak

Volume	47	29	73
--------	----	----	----







20:30 - 20:44	0	0	0	1	1	1	0	0	0	0	0	0	0	0	0	3
20:45 - 20:59	0	1	0	2	3	0	0	0	0	0	0	0	0	0	0	6
21:00 - 21:14	0	0	5	0	1	2	0	0	0	0	0	0	0	0	0	8
21:15 - 21:29	0	0	2	1	2	0	0	0	0	0	0	0	0	0	0	5
21:30 - 21:44	0	0	0	0	4	0	0	0	0	0	0	0	0	0	0	4
21:45 - 21:59	0	0	1	0	2	1	0	0	0	0	0	0	0	0	0	4
22:00 - 22:14	0	0	0	0	0	0	0	0	0	0	0	0	0	0	0	0
22:15 - 22:29	0	0	0	1	3	0	0	0	0	0	0	0	0	0	0	4
22:30 - 22:44	0	0	0	0	0	1	0	0	0	0	0	0	0	0	0	1
22:45 - 22:59	0	0	0	0	2	0	0	0	0	0	0	0	0	0	0	2
23:00 - 23:14	0	0	0	0	1	2	0	0	0	0	0	0	0	0	0	3
23:15 - 23:29	0	0	0	1	0	0	0	0	0	0	0	0	0	0	0	1
23:30 - 23:44	0	0	0	0	1	0	0	0	0	0	0	0	0	0	0	1
23:45 - 23:59	0	0	0	0	0	0	0	0	0	0	0	0	0	0	0	0
Totals	2	14	70	131	230	147	25	2	0	0	0	0	0	0	0	621
Percent of Total	0.3	2.3	11.3	21.1	37.0	23.7	4.0	0.3	0.0	0.0	0.0	0.0	0.0	0.0	0.0	100
Percent of AM	0.0	2.8	10.5	23.1	32.4	25.5	5.3	0.4	0.0	0.0	0.0	0.0	0.0	0.0	0.0	100
Percent of PM	0.5	1.9	11.8	19.8	40.1	22.5	3.2	0.3	0.0	0.0	0.0	0.0	0.0	0.0	0.0	100

Standard Deviation:	5.9 MPH	85th Percentile:	28.7 MPH
Mean Speed:	22.5 MPH	15th Percentile:	16.3 MPH
Median Speed:	23.0 MPH	90th Percentile:	29.8 MPH
Modal Speed:	23.5 MPH	95th Percentile:	30.8 MPH

Daily Vehicle Volume Report

Study Date: Thursday, 05/03/2018  
Unit ID: 0077  
Location: SW 20th Street, East of SW 17th Avenue

	Westbound Volume	Eastbound Volume	Total Volume	
00:00 - 00:14	1	0	0	1
00:15 - 00:29	1	1	1	2
00:30 - 00:44	0	0	0	0
00:45 - 00:59	0	0	0	0
01:00 - 01:14	0	0	0	0
01:15 - 01:29	0	0	0	0
01:30 - 01:44	1	0	0	1
01:45 - 01:59	0	1	1	1
02:00 - 02:14	0	1	1	1
02:15 - 02:29	0	0	0	0
02:30 - 02:44	0	0	0	0
02:45 - 02:59	0	0	0	0
03:00 - 03:14	0	0	0	0
03:15 - 03:29	0	0	0	0
03:30 - 03:44	0	0	0	0
03:45 - 03:59	0	0	0	0
04:00 - 04:14	0	0	0	0
04:15 - 04:29	2	0	0	2
04:30 - 04:44	1	0	0	1
04:45 - 04:59	1	2	2	3
05:00 - 05:14	1	1	1	2
05:15 - 05:29	0	0	0	0
05:30 - 05:44	1	0	0	1
05:45 - 05:59	2	1	1	3
06:00 - 06:14	2	1	1	3
06:15 - 06:29	3	2	2	5
06:30 - 06:44	2	0	0	2
06:45 - 06:59	3	2	2	5
07:00 - 07:14	6	1	1	7
07:15 - 07:29	9	10	10	19
07:30 - 07:44	4	12	12	16
07:45 - 07:59	11	7	7	18
08:00 - 08:14	18	14	14	32
08:15 - 08:29	12	31	31	43
08:30 - 08:44	23	11	11	34
08:45 - 08:59	9	2	2	11
09:00 - 09:14	2	5	5	7
09:15 - 09:29	8	4	4	12

09:30 - 09:44	7	4	11
09:45 - 09:59	6	3	9
10:00 - 10:14	6	2	8
10:15 - 10:29	4	5	9
10:30 - 10:44	8	5	13
10:45 - 10:59	8	4	12
11:00 - 11:14	7	6	13
11:15 - 11:29	12	3	15
11:30 - 11:44	8	2	10
11:45 - 11:59	9	2	11
12:00 - 12:14	8	1	9
12:15 - 12:29	11	7	18
12:30 - 12:44	16	6	22
12:45 - 12:59	9	4	13
13:00 - 13:14	8	1	9
13:15 - 13:29	9	6	15
13:30 - 13:44	8	4	12
13:45 - 13:59	7	5	12
14:00 - 14:14	3	4	7
14:15 - 14:29	10	5	15
14:30 - 14:44	6	12	18
14:45 - 14:59	6	14	20
15:00 - 15:14	18	10	28
15:15 - 15:29	30	3	33
15:30 - 15:44	19	4	23
15:45 - 15:59	15	2	17
16:00 - 16:14	25	3	28
16:15 - 16:29	28	4	32
16:30 - 16:44	34	6	40
16:45 - 16:59	24	3	27
17:00 - 17:14	40	7	47
17:15 - 17:29	41	7	48
17:30 - 17:44	52	5	57
17:45 - 17:59	34	2	36
18:00 - 18:14	35	5	40
18:15 - 18:29	30	6	36
18:30 - 18:44	19	9	28
18:45 - 18:59	8	4	12
19:00 - 19:14	16	4	20
19:15 - 19:29	9	1	10
19:30 - 19:44	6	1	7
19:45 - 19:59	6	7	13
20:00 - 20:14	7	2	9
20:15 - 20:29	8	5	13

20:30 - 20:44	3	3	6
20:45 - 20:59	3	2	5
21:00 - 21:14	5	5	10
21:15 - 21:29	3	4	7
21:30 - 21:44	1	1	2
21:45 - 21:59	5	3	8
22:00 - 22:14	0	0	0
22:15 - 22:29	1	2	3
22:30 - 22:44	4	2	6
22:45 - 22:59	0	1	1
23:00 - 23:14	1	1	2
23:15 - 23:29	1	4	5
23:30 - 23:44	0	0	0
23:45 - 23:59	3	1	4
Totals	833	343	1176

AM Peak Time 07:51 - 08:50 07:32 - 08:31 07:40 - 08:39

AM Peak

Volume	67	68	130
--------	----	----	-----

PM Peak Time 16:56 - 17:55 14:10 - 15:09 16:53 - 17:52

PM Peak

Volume	177	42	197
--------	-----	----	-----





20:30 - 20:44	0	0	0	3	2	0	1	0	0	0	0	0	0	0	0	6
20:45 - 20:59	0	0	0	2	2	1	0	0	0	0	0	0	0	0	0	5
21:00 - 21:14	0	0	0	3	5	2	0	0	0	0	0	0	0	0	0	10
21:15 - 21:29	0	0	2	3	1	1	0	0	0	0	0	0	0	0	0	7
21:30 - 21:44	0	0	0	1	0	1	0	0	0	0	0	0	0	0	0	2
21:45 - 21:59	0	0	0	1	3	3	0	0	1	0	0	0	0	0	0	8
22:00 - 22:14	0	0	0	0	0	0	0	0	0	0	0	0	0	0	0	0
22:15 - 22:29	0	0	0	2	1	0	0	0	0	0	0	0	0	0	0	3
22:30 - 22:44	0	0	0	1	4	1	0	0	0	0	0	0	0	0	0	6
22:45 - 22:59	0	0	0	0	0	1	0	0	0	0	0	0	0	0	0	1
23:00 - 23:14	0	0	0	1	1	0	0	0	0	0	0	0	0	0	0	2
23:15 - 23:29	0	0	0	1	3	1	0	0	0	0	0	0	0	0	0	5
23:30 - 23:44	0	0	0	0	0	0	0	0	0	0	0	0	0	0	0	0
23:45 - 23:59	0	0	0	1	2	1	0	0	0	0	0	0	0	0	0	4
Totals	7	22	65	222	473	302	73	8	3	0	0	0	0	0	0	1175
Percent of Total	0.6	1.9	5.5	18.9	40.3	25.7	6.2	0.7	0.3	0.0	0.0	0.0	0.0	0.0	0.0	100
Percent of AM	1.2	2.9	5.0	20.5	40.4	23.4	6.1	0.3	0.3	0.0	0.0	0.0	0.0	0.0	0.0	100
Percent of PM	0.4	1.4	5.8	18.2	40.2	26.7	6.2	0.8	0.2	0.0	0.0	0.0	0.0	0.0	0.0	100

Standard Deviation:	5.8 MPH	85th Percentile:	29.5 MPH
Mean Speed:	23.7 MPH	15th Percentile:	17.8 MPH
Median Speed:	23.9 MPH	90th Percentile:	30.4 MPH
Modal Speed:	23.5 MPH	95th Percentile:	32.7 MPH

Daily Vehicle Volume Report

Study Date: Thursday, 05/03/2018  
Unit ID: 0181  
Location: SW 21st Street, East of SW 17th Avenue

	Westbound Volume	Eastbound Volume	Total Volume	
00:00 - 00:14	0	0	0	0
00:15 - 00:29	0	0	0	0
00:30 - 00:44	0	0	0	0
00:45 - 00:59	0	0	0	0
01:00 - 01:14	0	0	0	0
01:15 - 01:29	0	0	0	0
01:30 - 01:44	0	0	0	0
01:45 - 01:59	0	0	0	0
02:00 - 02:14	0	0	0	0
02:15 - 02:29	1	0	0	1
02:30 - 02:44	0	0	0	0
02:45 - 02:59	0	0	0	0
03:00 - 03:14	0	0	0	0
03:15 - 03:29	0	1	1	1
03:30 - 03:44	0	0	0	0
03:45 - 03:59	0	0	0	0
04:00 - 04:14	0	0	0	0
04:15 - 04:29	1	0	0	1
04:30 - 04:44	1	0	0	1
04:45 - 04:59	0	0	0	0
05:00 - 05:14	0	0	0	0
05:15 - 05:29	0	0	0	0
05:30 - 05:44	1	0	0	1
05:45 - 05:59	1	0	0	1
06:00 - 06:14	0	0	0	0
06:15 - 06:29	2	0	0	2
06:30 - 06:44	0	4	4	4
06:45 - 06:59	3	4	4	7
07:00 - 07:14	12	13	13	25
07:15 - 07:29	5	21	21	26
07:30 - 07:44	12	33	33	45
07:45 - 07:59	7	14	14	21
08:00 - 08:14	11	9	9	20
08:15 - 08:29	13	24	24	37
08:30 - 08:44	13	42	42	55
08:45 - 08:59	14	33	33	47
09:00 - 09:14	12	26	26	38
09:15 - 09:29	5	14	14	19



09:30 - 09:44	6	19	25
09:45 - 09:59	10	18	28
10:00 - 10:14	4	9	13
10:15 - 10:29	8	10	18
10:30 - 10:44	13	3	16
10:45 - 10:59	8	3	11
11:00 - 11:14	12	2	14
11:15 - 11:29	8	12	20
11:30 - 11:44	9	3	12
11:45 - 11:59	12	15	27
12:00 - 12:14	6	25	31
12:15 - 12:29	10	23	33
12:30 - 12:44	7	21	28
12:45 - 12:59	6	24	30
13:00 - 13:14	18	21	39
13:15 - 13:29	6	23	29
13:30 - 13:44	16	17	33
13:45 - 13:59	9	22	31
14:00 - 14:14	11	22	33
14:15 - 14:29	9	20	29
14:30 - 14:44	18	11	29
14:45 - 14:59	12	23	35
15:00 - 15:14	17	39	56
15:15 - 15:29	24	16	40
15:30 - 15:44	16	15	31
15:45 - 15:59	17	16	33
16:00 - 16:14	18	12	30
16:15 - 16:29	31	7	38
16:30 - 16:44	24	8	32
16:45 - 16:59	15	21	36
17:00 - 17:14	22	12	34
17:15 - 17:29	29	13	42
17:30 - 17:44	39	32	71
17:45 - 17:59	16	19	35
18:00 - 18:14	21	12	33
18:15 - 18:29	18	15	33
18:30 - 18:44	18	10	28
18:45 - 18:59	10	23	33
19:00 - 19:14	11	20	31
19:15 - 19:29	12	22	34
19:30 - 19:44	6	19	25
19:45 - 19:59	3	12	15
20:00 - 20:14	7	19	26
20:15 - 20:29	7	15	22

20:30 - 20:44	6	15	21
20:45 - 20:59	6	9	15
21:00 - 21:14	9	3	12
21:15 - 21:29	7	4	11
21:30 - 21:44	9	0	9
21:45 - 21:59	4	1	5
22:00 - 22:14	4	1	5
22:15 - 22:29	5	0	5
22:30 - 22:44	3	0	3
22:45 - 22:59	1	0	1
23:00 - 23:14	1	0	1
23:15 - 23:29	2	0	2
23:30 - 23:44	1	0	1
23:45 - 23:59	2	0	2
Totals	773	994	1767

AM Peak Time 08:11 - 09:10 08:20 - 09:19 08:11 - 09:10

AM Peak

Volume	56	129	183
--------	----	-----	-----

PM Peak Time 17:02 - 18:01 14:16 - 15:15 16:55 - 17:54

PM Peak

Volume	108	96	187
--------	-----	----	-----





20:30 - 20:44	0	0	1	6	10	3	1	0	0	0	0	0	0	0	0	21
20:45 - 20:59	1	0	1	3	7	2	0	0	0	0	0	0	0	0	0	14
21:00 - 21:14	0	1	0	6	3	0	2	0	0	0	0	0	0	0	0	12
21:15 - 21:29	0	0	3	5	2	1	0	0	0	0	0	0	0	0	0	11
21:30 - 21:44	0	0	0	5	4	0	0	0	0	0	0	0	0	0	0	9
21:45 - 21:59	0	0	0	3	1	1	0	0	0	0	0	0	0	0	0	5
22:00 - 22:14	0	0	0	0	2	3	0	0	0	0	0	0	0	0	0	5
22:15 - 22:29	0	0	0	0	3	2	0	0	0	0	0	0	0	0	0	5
22:30 - 22:44	0	0	0	1	2	0	0	0	0	0	0	0	0	0	0	3
22:45 - 22:59	0	0	0	0	1	0	0	0	0	0	0	0	0	0	0	1
23:00 - 23:14	0	0	0	0	1	0	0	0	0	0	0	0	0	0	0	1
23:15 - 23:29	0	0	1	1	0	0	0	0	0	0	0	0	0	0	0	2
23:30 - 23:44	0	0	0	0	1	0	0	0	0	0	0	0	0	0	0	1
23:45 - 23:59	0	0	0	1	1	0	0	0	0	0	0	0	0	0	0	2
Totals	14	22	64	341	839	400	80	3	3	0	0	0	0	0	0	1766
Percent of Total	0.8	1.2	3.6	19.3	47.5	22.7	4.5	0.2	0.2	0.0	0.0	0.0	0.0	0.0	0.0	100
Percent of AM	1.1	1.3	3.9	19.0	46.8	22.2	5.4	0.0	0.2	0.0	0.0	0.0	0.0	0.0	0.0	100
Percent of PM	0.7	1.2	3.5	19.4	47.8	22.8	4.1	0.2	0.2	0.0	0.0	0.0	0.0	0.0	0.0	100

Standard Deviation:	5.3 MPH	85th Percentile:	28.8 MPH
Mean Speed:	23.5 MPH	15th Percentile:	18.4 MPH
Median Speed:	23.6 MPH	90th Percentile:	29.9 MPH
Modal Speed:	23.5 MPH	95th Percentile:	31.0 MPH

Daily Vehicle Volume Report

Study Date: Thursday, 05/10/2018

Unit ID: 0202

Location: SW 16th Avenue, South of SW 14th Terrace

	Southbound Volume	Northbound Volume	Total Volume	
00:00 - 00:14	1	3	4	4
00:15 - 00:29	0	2	2	2
00:30 - 00:44	0	1	1	1
00:45 - 00:59	1	0	1	1
01:00 - 01:14	0	1	1	1
01:15 - 01:29	0	1	1	1
01:30 - 01:44	0	0	0	0
01:45 - 01:59	0	1	1	1
02:00 - 02:14	1	0	1	1
02:15 - 02:29	0	0	0	0
02:30 - 02:44	1	0	1	1
02:45 - 02:59	0	0	0	0
03:00 - 03:14	0	0	0	0
03:15 - 03:29	1	0	1	1
03:30 - 03:44	0	0	0	0
03:45 - 03:59	0	0	0	0
04:00 - 04:14	0	0	0	0
04:15 - 04:29	0	2	2	2
04:30 - 04:44	0	1	1	1
04:45 - 04:59	0	0	0	0
05:00 - 05:14	1	1	2	2
05:15 - 05:29	0	1	1	1
05:30 - 05:44	1	0	1	1
05:45 - 05:59	1	0	1	1
06:00 - 06:14	2	1	3	3
06:15 - 06:29	3	1	4	4
06:30 - 06:44	4	4	8	8
06:45 - 06:59	5	4	9	9
07:00 - 07:14	5	6	11	11
07:15 - 07:29	8	2	10	10
07:30 - 07:44	11	5	16	16
07:45 - 07:59	10	4	14	14
08:00 - 08:14	16	10	26	26
08:15 - 08:29	18	12	30	30
08:30 - 08:44	7	13	20	20
08:45 - 08:59	5	6	11	11
09:00 - 09:14	4	5	9	9
09:15 - 09:29	3	6	9	9

09:30 - 09:44	5	5	10
09:45 - 09:59	14	7	21
10:00 - 10:14	7	11	18
10:15 - 10:29	3	7	10
10:30 - 10:44	8	9	17
10:45 - 10:59	8	5	13
11:00 - 11:14	9	6	15
11:15 - 11:29	9	7	16
11:30 - 11:44	8	7	15
11:45 - 11:59	10	8	18
12:00 - 12:14	9	9	18
12:15 - 12:29	5	5	10
12:30 - 12:44	11	8	19
12:45 - 12:59	14	6	20
13:00 - 13:14	11	14	25
13:15 - 13:29	5	7	12
13:30 - 13:44	9	10	19
13:45 - 13:59	7	8	15
14:00 - 14:14	9	6	15
14:15 - 14:29	6	5	11
14:30 - 14:44	11	11	22
14:45 - 14:59	19	12	31
15:00 - 15:14	14	5	19
15:15 - 15:29	10	15	25
15:30 - 15:44	12	3	15
15:45 - 15:59	6	14	20
16:00 - 16:14	8	13	21
16:15 - 16:29	8	14	22
16:30 - 16:44	12	11	23
16:45 - 16:59	21	12	33
17:00 - 17:14	8	14	22
17:15 - 17:29	10	13	23
17:30 - 17:44	8	8	16
17:45 - 17:59	9	10	19
18:00 - 18:14	22	12	34
18:15 - 18:29	13	12	25
18:30 - 18:44	12	12	24
18:45 - 18:59	12	15	27
19:00 - 19:14	8	8	16
19:15 - 19:29	5	8	13
19:30 - 19:44	7	8	15
19:45 - 19:59	9	9	18
20:00 - 20:14	4	9	13
20:15 - 20:29	10	8	18

20:30 - 20:44	3	6	9
20:45 - 20:59	5	4	9
21:00 - 21:14	6	5	11
21:15 - 21:29	5	3	8
21:30 - 21:44	8	2	10
21:45 - 21:59	2	2	4
22:00 - 22:14	5	5	10
22:15 - 22:29	3	0	3
22:30 - 22:44	2	3	5
22:45 - 22:59	3	3	6
23:00 - 23:14	4	6	10
23:15 - 23:29	0	3	3
23:30 - 23:44	3	1	4
23:45 - 23:59	3	2	5
Totals	586	544	1130

AM Peak Time 07:33 - 08:32 07:58 - 08:57 07:35 - 08:34

AM Peak

Volume	57	41	93
--------	----	----	----

PM Peak Time 17:50 - 18:49 15:48 - 16:47 17:54 - 18:53

PM Peak

Volume	60	53	110
--------	----	----	-----







20:30 - 20:44	0	0	0	3	5	1	0	0	0	0	0	0	0	0	0	9
20:45 - 20:59	0	0	0	2	5	2	0	0	0	0	0	0	0	0	0	9
21:00 - 21:14	0	0	2	5	3	1	0	0	0	0	0	0	0	0	0	11
21:15 - 21:29	0	0	1	1	4	2	0	0	0	0	0	0	0	0	0	8
21:30 - 21:44	0	0	0	3	7	0	0	0	0	0	0	0	0	0	0	10
21:45 - 21:59	0	0	0	3	0	0	1	0	0	0	0	0	0	0	0	4
22:00 - 22:14	0	0	1	5	3	1	0	0	0	0	0	0	0	0	0	10
22:15 - 22:29	0	0	0	0	2	0	1	0	0	0	0	0	0	0	0	3
22:30 - 22:44	0	0	0	1	4	0	0	0	0	0	0	0	0	0	0	5
22:45 - 22:59	0	0	1	1	2	1	1	0	0	0	0	0	0	0	0	6
23:00 - 23:14	0	1	2	3	4	0	0	0	0	0	0	0	0	0	0	10
23:15 - 23:29	0	0	1	1	1	0	0	0	0	0	0	0	0	0	0	3
23:30 - 23:44	0	0	0	2	2	0	0	0	0	0	0	0	0	0	0	4
23:45 - 23:59	0	0	0	2	3	0	0	0	0	0	0	0	0	0	0	5
Totals	1	17	77	319	451	212	45	5	1	1	0	1	0	0	0	1130
Percent of Total	0.1	1.5	6.8	28.2	39.9	18.8	4.0	0.4	0.1	0.1	0.0	0.1	0.0	0.0	0.0	100
Percent of AM	0.3	1.1	6.8	31.3	35.5	18.0	5.9	0.8	0.0	0.0	0.0	0.3	0.0	0.0	0.0	100
Percent of PM	0.0	1.7	6.8	26.8	41.9	19.1	3.1	0.3	0.1	0.1	0.0	0.0	0.0	0.0	0.0	100

Standard Deviation:	5.5 MPH	85th Percentile:	28.2 MPH
Mean Speed:	22.6 MPH	15th Percentile:	17.2 MPH
Median Speed:	22.7 MPH	90th Percentile:	29.6 MPH
Modal Speed:	23.5 MPH	95th Percentile:	30.9 MPH

Daily Vehicle Volume Report

Study Date: Thursday, 05/17/2018  
Unit ID: 0176  
Location: SW 16th Avenue, South of SW 15th Street

	Southbound Volume	Northbound Volume	Total Volume	
00:00 - 00:14	0	0	1	1
00:15 - 00:29	0	0	1	1
00:30 - 00:44	1	0	1	2
00:45 - 00:59	1	0	0	1
01:00 - 01:14	1	0	1	2
01:15 - 01:29	0	0	1	1
01:30 - 01:44	0	0	0	0
01:45 - 01:59	0	0	0	0
02:00 - 02:14	0	0	0	0
02:15 - 02:29	1	0	0	1
02:30 - 02:44	0	0	0	0
02:45 - 02:59	0	0	2	2
03:00 - 03:14	0	0	0	0
03:15 - 03:29	0	0	0	0
03:30 - 03:44	0	0	0	0
03:45 - 03:59	0	0	0	0
04:00 - 04:14	0	0	0	0
04:15 - 04:29	1	0	0	1
04:30 - 04:44	0	0	1	1
04:45 - 04:59	0	0	1	1
05:00 - 05:14	0	0	1	1
05:15 - 05:29	0	0	0	0
05:30 - 05:44	0	0	1	1
05:45 - 05:59	1	0	3	4
06:00 - 06:14	3	0	0	3
06:15 - 06:29	1	0	0	1
06:30 - 06:44	3	0	0	3
06:45 - 06:59	4	0	2	6
07:00 - 07:14	5	0	1	6
07:15 - 07:29	6	0	4	10
07:30 - 07:44	13	0	5	18
07:45 - 07:59	12	0	6	18
08:00 - 08:14	14	0	14	28
08:15 - 08:29	21	0	11	32
08:30 - 08:44	10	0	11	21
08:45 - 08:59	4	0	9	13
09:00 - 09:14	10	0	2	12
09:15 - 09:29	7	0	8	15

09:30 - 09:44	6	8	14
09:45 - 09:59	4	13	17
10:00 - 10:14	10	4	14
10:15 - 10:29	4	3	7
10:30 - 10:44	10	2	12
10:45 - 10:59	6	2	8
11:00 - 11:14	7	5	12
11:15 - 11:29	5	4	9
11:30 - 11:44	7	8	15
11:45 - 11:59	4	8	12
12:00 - 12:14	2	13	15
12:15 - 12:29	6	11	17
12:30 - 12:44	5	4	9
12:45 - 12:59	6	6	12
13:00 - 13:14	5	2	7
13:15 - 13:29	4	9	13
13:30 - 13:44	6	6	12
13:45 - 13:59	6	6	12
14:00 - 14:14	2	4	6
14:15 - 14:29	11	4	15
14:30 - 14:44	13	10	23
14:45 - 14:59	10	10	20
15:00 - 15:14	16	19	35
15:15 - 15:29	16	18	34
15:30 - 15:44	13	13	26
15:45 - 15:59	8	10	18
16:00 - 16:14	15	8	23
16:15 - 16:29	12	10	22
16:30 - 16:44	9	7	16
16:45 - 16:59	18	8	26
17:00 - 17:14	11	9	20
17:15 - 17:29	15	15	30
17:30 - 17:44	21	13	34
17:45 - 17:59	11	10	21
18:00 - 18:14	18	15	33
18:15 - 18:29	8	14	22
18:30 - 18:44	9	8	17
18:45 - 18:59	15	7	22
19:00 - 19:14	7	12	19
19:15 - 19:29	8	8	16
19:30 - 19:44	8	4	12
19:45 - 19:59	8	5	13
20:00 - 20:14	3	3	6
20:15 - 20:29	3	5	8

20:30 - 20:44	7	3	10
20:45 - 20:59	4	3	7
21:00 - 21:14	3	1	4
21:15 - 21:29	2	5	7
21:30 - 21:44	3	3	6
21:45 - 21:59	2	2	4
22:00 - 22:14	0	2	2
22:15 - 22:29	6	2	8
22:30 - 22:44	2	5	7
22:45 - 22:59	5	2	7
23:00 - 23:14	0	2	2
23:15 - 23:29	1	3	4
23:30 - 23:44	1	1	2
23:45 - 23:59	1	1	2
Totals	547	485	1032

AM Peak Time 07:31 - 08:30 08:00 - 08:59 07:40 - 08:39

AM Peak

Volume	61	45	101
--------	----	----	-----

PM Peak Time 17:07 - 18:06 14:43 - 15:42 14:39 - 15:38

PM Peak

Volume	67	64	121
--------	----	----	-----







20:30 - 20:44	0	0	1	4	1	4	0	0	0	0	0	0	0	0	0	10
20:45 - 20:59	0	0	0	4	3	0	0	0	0	0	0	0	0	0	0	7
21:00 - 21:14	0	0	1	1	2	0	0	0	0	0	0	0	0	0	0	4
21:15 - 21:29	0	0	1	3	2	0	1	0	0	0	0	0	0	0	0	7
21:30 - 21:44	0	0	1	3	2	0	0	0	0	0	0	0	0	0	0	6
21:45 - 21:59	0	0	0	1	2	1	0	0	0	0	0	0	0	0	0	4
22:00 - 22:14	0	0	0	0	1	1	0	0	0	0	0	0	0	0	0	2
22:15 - 22:29	0	0	1	1	5	1	0	0	0	0	0	0	0	0	0	8
22:30 - 22:44	0	0	1	3	3	0	0	0	0	0	0	0	0	0	0	7
22:45 - 22:59	0	0	0	5	2	0	0	0	0	0	0	0	0	0	0	7
23:00 - 23:14	0	0	0	2	0	0	0	0	0	0	0	0	0	0	0	2
23:15 - 23:29	0	0	0	2	1	1	0	0	0	0	0	0	0	0	0	4
23:30 - 23:44	0	0	0	0	2	0	0	0	0	0	0	0	0	0	0	2
23:45 - 23:59	0	0	0	1	1	0	0	0	0	0	0	0	0	0	0	2
Totals	1	9	95	388	450	83	4	1	0	1	0	0	0	0	0	1032
Percent of Total	0.1	0.9	9.2	37.6	43.6	8.0	0.4	0.1	0.0	0.1	0.0	0.0	0.0	0.0	0.0	100
Percent of AM	0.3	1.2	12.0	38.7	41.1	6.4	0.3	0.0	0.0	0.0	0.0	0.0	0.0	0.0	0.0	100
Percent of PM	0.0	0.7	7.9	37.1	44.8	8.8	0.4	0.1	0.0	0.1	0.0	0.0	0.0	0.0	0.0	100

Standard Deviation:	4.5 MPH	85th Percentile:	25.3 MPH
Mean Speed:	21.0 MPH	15th Percentile:	16.6 MPH
Median Speed:	21.3 MPH	90th Percentile:	25.8 MPH
Modal Speed:	23.5 MPH	95th Percentile:	28.2 MPH

Daily Vehicle Volume Report

Study Date: Thursday, 05/24/2018  
Unit ID: 0109  
Location: SW 19th Avenue, South of SW 11th Terrace

	Southbound Volume	Northbound Volume	Total Volume	
00:00 - 00:14	2	2	4	
00:15 - 00:29	2	1	3	
00:30 - 00:44	0	3	3	
00:45 - 00:59	0	2	2	
01:00 - 01:14	0	0	0	
01:15 - 01:29	1	3	4	
01:30 - 01:44	1	0	1	
01:45 - 01:59	0	0	0	
02:00 - 02:14	0	0	0	
02:15 - 02:29	1	0	1	
02:30 - 02:44	0	0	0	
02:45 - 02:59	0	0	0	
03:00 - 03:14	0	0	0	
03:15 - 03:29	0	0	0	
03:30 - 03:44	0	1	1	
03:45 - 03:59	1	0	1	
04:00 - 04:14	0	0	0	
04:15 - 04:29	1	0	1	
04:30 - 04:44	0	1	1	
04:45 - 04:59	0	0	0	
05:00 - 05:14	1	0	1	
05:15 - 05:29	0	1	1	
05:30 - 05:44	2	1	3	
05:45 - 05:59	0	1	1	
06:00 - 06:14	0	1	1	
06:15 - 06:29	4	1	5	
06:30 - 06:44	1	3	4	
06:45 - 06:59	7	6	13	
07:00 - 07:14	12	3	15	
07:15 - 07:29	13	10	23	
07:30 - 07:44	18	8	26	
07:45 - 07:59	20	16	36	
08:00 - 08:14	38	14	52	
08:15 - 08:29	27	27	54	
08:30 - 08:44	25	20	45	
08:45 - 08:59	18	12	30	
09:00 - 09:14	8	13	21	
09:15 - 09:29	9	7	16	

09:30 - 09:44	13	8	21
09:45 - 09:59	8	12	20
10:00 - 10:14	8	9	17
10:15 - 10:29	8	4	12
10:30 - 10:44	7	5	12
10:45 - 10:59	9	3	12
11:00 - 11:14	13	11	24
11:15 - 11:29	6	8	14
11:30 - 11:44	9	9	18
11:45 - 11:59	13	9	22
12:00 - 12:14	13	10	23
12:15 - 12:29	10	8	18
12:30 - 12:44	9	7	16
12:45 - 12:59	11	9	20
13:00 - 13:14	7	10	17
13:15 - 13:29	8	8	16
13:30 - 13:44	7	8	15
13:45 - 13:59	11	15	26
14:00 - 14:14	15	3	18
14:15 - 14:29	9	6	15
14:30 - 14:44	14	12	26
14:45 - 14:59	15	9	24
15:00 - 15:14	16	25	41
15:15 - 15:29	13	21	34
15:30 - 15:44	14	17	31
15:45 - 15:59	7	12	19
16:00 - 16:14	8	18	26
16:15 - 16:29	14	10	24
16:30 - 16:44	8	22	30
16:45 - 16:59	16	21	37
17:00 - 17:14	14	22	36
17:15 - 17:29	11	24	35
17:30 - 17:44	6	25	31
17:45 - 17:59	12	26	38
18:00 - 18:14	18	21	39
18:15 - 18:29	13	17	30
18:30 - 18:44	13	15	28
18:45 - 18:59	5	14	19
19:00 - 19:14	10	16	26
19:15 - 19:29	14	17	31
19:30 - 19:44	4	9	13
19:45 - 19:59	9	14	23
20:00 - 20:14	9	9	18
20:15 - 20:29	7	14	21

20:30 - 20:44	4	9	13
20:45 - 20:59	7	5	12
21:00 - 21:14	2	10	12
21:15 - 21:29	5	9	14
21:30 - 21:44	3	10	13
21:45 - 21:59	9	8	17
22:00 - 22:14	2	4	6
22:15 - 22:29	5	3	8
22:30 - 22:44	1	7	8
22:45 - 22:59	2	4	6
23:00 - 23:14	1	2	3
23:15 - 23:29	2	4	6
23:30 - 23:44	3	2	5
23:45 - 23:59	1	1	2
Totals	723	807	1530

AM Peak Time 07:40 - 08:39 07:52 - 08:51 07:52 - 08:51

AM Peak

Volume	113	81	193
--------	-----	----	-----

PM Peak Time 14:33 - 15:32 17:03 - 18:02 17:03 - 18:02

PM Peak

Volume	62	102	151
--------	----	-----	-----





20:30 - 20:44	0	1	0	8	4	0	0	0	0	0	0	0	0	0	0	13
20:45 - 20:59	0	0	2	2	8	0	0	0	0	0	0	0	0	0	0	12
21:00 - 21:14	2	0	2	4	4	0	0	0	0	0	0	0	0	0	0	12
21:15 - 21:29	0	0	3	4	5	2	0	0	0	0	0	0	0	0	0	14
21:30 - 21:44	0	0	5	4	3	1	0	0	0	0	0	0	0	0	0	13
21:45 - 21:59	0	0	0	7	10	0	0	0	0	0	0	0	0	0	0	17
22:00 - 22:14	0	2	0	3	1	0	0	0	0	0	0	0	0	0	0	6
22:15 - 22:29	1	0	2	2	3	0	0	0	0	0	0	0	0	0	0	8
22:30 - 22:44	0	2	1	5	0	0	0	0	0	0	0	0	0	0	0	8
22:45 - 22:59	0	1	2	1	1	1	0	0	0	0	0	0	0	0	0	6
23:00 - 23:14	0	0	1	1	1	0	0	0	0	0	0	0	0	0	0	3
23:15 - 23:29	0	0	0	3	1	2	0	0	0	0	0	0	0	0	0	6
23:30 - 23:44	0	0	0	1	3	0	1	0	0	0	0	0	0	0	0	5
23:45 - 23:59	0	0	0	1	1	0	0	0	0	0	0	0	0	0	0	2
Totals	9	31	120	589	667	101	9	1	1	0	0	0	0	0	2	1530
Percent of Total	0.6	2.0	7.8	38.5	43.6	6.6	0.6	0.1	0.1	0.0	0.0	0.0	0.0	0.0	0.1	100
Percent of AM	0.4	1.3	9.8	37.2	45.7	5.0	0.4	0.0	0.0	0.0	0.0	0.0	0.0	0.0	0.4	100
Percent of PM	0.7	2.4	6.8	39.2	42.5	7.5	0.7	0.1	0.1	0.0	0.0	0.0	0.0	0.0	0.0	100

Standard Deviation:	5.2 MPH	85th Percentile:	25.1 MPH
Mean Speed:	20.9 MPH	15th Percentile:	16.6 MPH
Median Speed:	21.1 MPH	90th Percentile:	25.7 MPH
Modal Speed:	23.5 MPH	95th Percentile:	27.8 MPH

Daily Vehicle Volume Report

Study Date: Thursday, 05/03/2018  
Unit ID: 0170  
Location: SW 16th Avenue, South of SW 21st Street

	Southbound Volume	Northbound Volume	Total Volume
00:00 - 00:14	1	6	7
00:15 - 00:29	2	3	5
00:30 - 00:44	0	0	0
00:45 - 00:59	2	1	3
01:00 - 01:14	0	1	1
01:15 - 01:29	2	1	3
01:30 - 01:44	0	0	0
01:45 - 01:59	1	3	4
02:00 - 02:14	2	0	2
02:15 - 02:29	0	0	0
02:30 - 02:44	1	2	3
02:45 - 02:59	0	0	0
03:00 - 03:14	1	1	2
03:15 - 03:29	0	0	0
03:30 - 03:44	0	0	0
03:45 - 03:59	0	1	1
04:00 - 04:14	0	0	0
04:15 - 04:29	0	1	1
04:30 - 04:44	2	1	3
04:45 - 04:59	2	0	2
05:00 - 05:14	0	2	2
05:15 - 05:29	0	1	1
05:30 - 05:44	0	1	1
05:45 - 05:59	0	1	1
06:00 - 06:14	2	2	4
06:15 - 06:29	5	2	7
06:30 - 06:44	6	0	6
06:45 - 06:59	5	6	11
07:00 - 07:14	6	13	19
07:15 - 07:29	9	8	17
07:30 - 07:44	14	14	28
07:45 - 07:59	16	15	31
08:00 - 08:14	21	11	32
08:15 - 08:29	25	22	47
08:30 - 08:44	34	18	52
08:45 - 08:59	19	22	41
09:00 - 09:14	8	25	33
09:15 - 09:29	4	12	16



09:30 - 09:44	6	9	15
09:45 - 09:59	9	12	21
10:00 - 10:14	11	10	21
10:15 - 10:29	17	12	29
10:30 - 10:44	4	15	19
10:45 - 10:59	12	17	29
11:00 - 11:14	16	18	34
11:15 - 11:29	25	20	45
11:30 - 11:44	22	11	33
11:45 - 11:59	23	20	43
12:00 - 12:14	27	21	48
12:15 - 12:29	33	21	54
12:30 - 12:44	23	20	43
12:45 - 12:59	20	13	33
13:00 - 13:14	25	21	46
13:15 - 13:29	28	27	55
13:30 - 13:44	23	24	47
13:45 - 13:59	25	22	47
14:00 - 14:14	23	20	43
14:15 - 14:29	24	25	49
14:30 - 14:44	29	36	65
14:45 - 14:59	14	20	34
15:00 - 15:14	31	26	57
15:15 - 15:29	19	28	47
15:30 - 15:44	20	23	43
15:45 - 15:59	18	28	46
16:00 - 16:14	18	25	43
16:15 - 16:29	21	32	53
16:30 - 16:44	25	26	51
16:45 - 16:59	17	22	39
17:00 - 17:14	21	29	50
17:15 - 17:29	21	25	46
17:30 - 17:44	28	49	77
17:45 - 17:59	19	17	36
18:00 - 18:14	16	41	57
18:15 - 18:29	16	33	49
18:30 - 18:44	5	33	38
18:45 - 18:59	18	28	46
19:00 - 19:14	12	24	36
19:15 - 19:29	7	18	25
19:30 - 19:44	14	26	40
19:45 - 19:59	3	16	19
20:00 - 20:14	8	20	28
20:15 - 20:29	4	20	24

20:30 - 20:44	5	17	22
20:45 - 20:59	8	14	22
21:00 - 21:14	4	16	20
21:15 - 21:29	4	15	19
21:30 - 21:44	2	15	17
21:45 - 21:59	3	9	12
22:00 - 22:14	6	17	23
22:15 - 22:29	3	8	11
22:30 - 22:44	5	5	10
22:45 - 22:59	4	9	13
23:00 - 23:14	3	1	4
23:15 - 23:29	1	5	6
23:30 - 23:44	0	9	9
23:45 - 23:59	2	7	9
Totals	1040	1346	2386

AM Peak Time 07:47 - 08:46 08:12 - 09:11 08:09 - 09:08

AM Peak

Volume	100	88	176
--------	-----	----	-----

PM Peak Time 13:05 - 14:04 17:29 - 18:28 17:29 - 18:28

PM Peak

Volume	110	143	223
--------	-----	-----	-----





20:30 - 20:44	1	0	6	10	5	0	0	0	0	0	0	0	0	0	0	22
20:45 - 20:59	0	1	4	8	5	4	0	0	0	0	0	0	0	0	0	22
21:00 - 21:14	1	0	4	10	5	0	0	0	0	0	0	0	0	0	0	20
21:15 - 21:29	0	0	4	5	7	2	1	0	0	0	0	0	0	0	0	19
21:30 - 21:44	0	0	2	8	5	2	0	0	0	0	0	0	0	0	0	17
21:45 - 21:59	0	1	1	3	5	2	0	0	0	0	0	0	0	0	0	12
22:00 - 22:14	0	0	3	10	7	1	2	0	0	0	0	0	0	0	0	23
22:15 - 22:29	0	0	1	4	5	1	0	0	0	0	0	0	0	0	0	11
22:30 - 22:44	0	0	1	2	3	3	1	0	0	0	0	0	0	0	0	10
22:45 - 22:59	0	0	3	5	3	2	0	0	0	0	0	0	0	0	0	13
23:00 - 23:14	0	0	0	0	4	0	0	0	0	0	0	0	0	0	0	4
23:15 - 23:29	0	0	1	0	3	2	0	0	0	0	0	0	0	0	0	6
23:30 - 23:44	0	0	0	3	4	2	0	0	0	0	0	0	0	0	0	9
23:45 - 23:59	0	0	0	2	4	3	0	0	0	0	0	0	0	0	0	9
Totals	19	31	283	875	871	248	46	6	2	2	1	0	1	0	1	2386
Percent of Total	0.8	1.3	11.9	36.7	36.5	10.4	1.9	0.3	0.1	0.1	0.0	0.0	0.0	0.0	0.0	100
Percent of AM	1.6	1.5	10.8	35.9	36.9	10.5	1.9	0.4	0.1	0.1	0.0	0.0	0.1	0.0	0.0	100
Percent of PM	0.5	1.2	12.3	37.0	36.4	10.3	1.9	0.2	0.1	0.1	0.1	0.0	0.0	0.0	0.1	100

Standard Deviation:	5.6 MPH	85th Percentile:	25.7 MPH
Mean Speed:	21.0 MPH	15th Percentile:	16.1 MPH
Median Speed:	20.9 MPH	90th Percentile:	27.4 MPH
Modal Speed:	18.5 MPH	95th Percentile:	29.8 MPH

Daily Vehicle Volume Report

Study Date: Thursday, 05/10/2018  
Unit ID: 0077  
Location: SW 12th Street, West of SW 14th Avenue

	Westbound Volume	Eastbound Volume	Total Volume	
00:00 - 00:14	1	0	0	1
00:15 - 00:29	0	1	1	1
00:30 - 00:44	1	0	0	1
00:45 - 00:59	0	0	0	0
01:00 - 01:14	0	1	1	1
01:15 - 01:29	0	0	0	0
01:30 - 01:44	1	1	1	2
01:45 - 01:59	4	0	0	4
02:00 - 02:14	0	1	1	1
02:15 - 02:29	0	0	0	0
02:30 - 02:44	1	2	2	3
02:45 - 02:59	1	0	0	1
03:00 - 03:14	0	0	0	0
03:15 - 03:29	0	0	0	0
03:30 - 03:44	0	0	0	0
03:45 - 03:59	0	0	0	0
04:00 - 04:14	1	0	0	1
04:15 - 04:29	0	0	0	0
04:30 - 04:44	0	0	0	0
04:45 - 04:59	1	0	0	1
05:00 - 05:14	0	1	1	1
05:15 - 05:29	1	0	0	1
05:30 - 05:44	1	0	0	1
05:45 - 05:59	3	1	1	4
06:00 - 06:14	4	2	2	6
06:15 - 06:29	1	2	2	3
06:30 - 06:44	3	2	2	5
06:45 - 06:59	9	4	4	13
07:00 - 07:14	6	7	7	13
07:15 - 07:29	3	5	5	8
07:30 - 07:44	9	5	5	14
07:45 - 07:59	6	16	16	22
08:00 - 08:14	13	9	9	22
08:15 - 08:29	13	14	14	27
08:30 - 08:44	6	13	13	19
08:45 - 08:59	0	5	5	5
09:00 - 09:14	7	12	12	19
09:15 - 09:29	2	5	5	7

09:30 - 09:44	4	4	8
09:45 - 09:59	5	4	9
10:00 - 10:14	5	3	8
10:15 - 10:29	5	6	11
10:30 - 10:44	6	2	8
10:45 - 10:59	5	4	9
11:00 - 11:14	3	3	6
11:15 - 11:29	4	4	8
11:30 - 11:44	2	3	5
11:45 - 11:59	3	3	6
12:00 - 12:14	6	4	10
12:15 - 12:29	2	6	8
12:30 - 12:44	4	9	13
12:45 - 12:59	6	6	12
13:00 - 13:14	5	9	14
13:15 - 13:29	1	4	5
13:30 - 13:44	5	5	10
13:45 - 13:59	5	6	11
14:00 - 14:14	7	6	13
14:15 - 14:29	7	6	13
14:30 - 14:44	9	8	17
14:45 - 14:59	6	10	16
15:00 - 15:14	13	4	17
15:15 - 15:29	9	6	15
15:30 - 15:44	13	6	19
15:45 - 15:59	11	9	20
16:00 - 16:14	12	8	20
16:15 - 16:29	14	7	21
16:30 - 16:44	21	3	24
16:45 - 16:59	7	6	13
17:00 - 17:14	10	13	23
17:15 - 17:29	11	8	19
17:30 - 17:44	17	5	22
17:45 - 17:59	11	6	17
18:00 - 18:14	10	8	18
18:15 - 18:29	9	10	19
18:30 - 18:44	11	15	26
18:45 - 18:59	10	6	16
19:00 - 19:14	7	2	9
19:15 - 19:29	7	4	11
19:30 - 19:44	2	3	5
19:45 - 19:59	5	2	7
20:00 - 20:14	6	3	9
20:15 - 20:29	5	7	12

20:30 - 20:44	3	5	8
20:45 - 20:59	4	5	9
21:00 - 21:14	3	4	7
21:15 - 21:29	2	1	3
21:30 - 21:44	1	2	3
21:45 - 21:59	4	3	7
22:00 - 22:14	3	2	5
22:15 - 22:29	5	3	8
22:30 - 22:44	3	1	4
22:45 - 22:59	11	3	14
23:00 - 23:14	2	1	3
23:15 - 23:29	0	2	2
23:30 - 23:44	1	0	1
23:45 - 23:59	1	1	2
Totals	467	398	865

AM Peak Time 07:35 - 08:34 07:44 - 08:43 07:40 - 08:39

AM Peak

Volume	43	52	93
--------	----	----	----

PM Peak Time 15:38 - 16:37 17:38 - 18:37 15:38 - 16:37

PM Peak

Volume	60	39	88
--------	----	----	----







20:30 - 20:44	0	1	2	3	2	0	0	0	0	0	0	0	0	0	0	8
20:45 - 20:59	0	0	2	5	1	1	0	0	0	0	0	0	0	0	0	9
21:00 - 21:14	0	0	1	5	1	0	0	0	0	0	0	0	0	0	0	7
21:15 - 21:29	0	1	1	1	0	0	0	0	0	0	0	0	0	0	0	3
21:30 - 21:44	0	0	1	1	1	0	0	0	0	0	0	0	0	0	0	3
21:45 - 21:59	0	0	1	3	3	0	0	0	0	0	0	0	0	0	0	7
22:00 - 22:14	0	0	3	0	2	0	0	0	0	0	0	0	0	0	0	5
22:15 - 22:29	0	0	2	5	1	0	0	0	0	0	0	0	0	0	0	8
22:30 - 22:44	0	0	3	0	1	0	0	0	0	0	0	0	0	0	0	4
22:45 - 22:59	0	0	2	8	4	0	0	0	0	0	0	0	0	0	0	14
23:00 - 23:14	0	0	1	1	1	0	0	0	0	0	0	0	0	0	0	3
23:15 - 23:29	0	0	0	1	1	0	0	0	0	0	0	0	0	0	0	2
23:30 - 23:44	0	0	0	1	0	0	0	0	0	0	0	0	0	0	0	1
23:45 - 23:59	0	0	2	0	0	0	0	0	0	0	0	0	0	0	0	2
Totals	5	19	121	391	308	18	1	1	0	1	0	0	0	0	0	865
Percent of Total	0.6	2.2	14.0	45.2	35.6	2.1	0.1	0.1	0.0	0.1	0.0	0.0	0.0	0.0	0.0	100
Percent of AM	1.1	2.1	14.4	50.9	29.5	2.1	0.0	0.0	0.0	0.0	0.0	0.0	0.0	0.0	0.0	100
Percent of PM	0.3	2.2	13.8	42.4	38.6	2.1	0.2	0.2	0.0	0.2	0.0	0.0	0.0	0.0	0.0	100

Standard Deviation:	4.5 MPH	85th Percentile:	24.2 MPH
Mean Speed:	19.6 MPH	15th Percentile:	15.3 MPH
Median Speed:	19.7 MPH	90th Percentile:	24.9 MPH
Modal Speed:	18.5 MPH	95th Percentile:	25.6 MPH

Daily Vehicle Volume Report

Study Date: Thursday, 05/24/2018  
Unit ID: 0157  
Location: SW 13th Street, West of SW 14th Avenue

	Westbound Volume	Eastbound Volume	Total Volume	
00:00 - 00:14	1	1	2	2
00:15 - 00:29	0	2	2	2
00:30 - 00:44	0	2	2	2
00:45 - 00:59	1	0	1	1
01:00 - 01:14	0	0	0	0
01:15 - 01:29	1	1	2	2
01:30 - 01:44	0	1	1	1
01:45 - 01:59	1	0	1	1
02:00 - 02:14	0	0	0	0
02:15 - 02:29	0	0	0	0
02:30 - 02:44	0	0	0	0
02:45 - 02:59	0	0	0	0
03:00 - 03:14	0	0	0	0
03:15 - 03:29	1	0	1	1
03:30 - 03:44	1	0	1	1
03:45 - 03:59	1	1	2	2
04:00 - 04:14	0	0	0	0
04:15 - 04:29	2	0	2	2
04:30 - 04:44	0	1	1	1
04:45 - 04:59	1	0	1	1
05:00 - 05:14	2	0	2	2
05:15 - 05:29	1	0	1	1
05:30 - 05:44	2	1	3	3
05:45 - 05:59	1	1	2	2
06:00 - 06:14	1	2	3	3
06:15 - 06:29	7	1	8	8
06:30 - 06:44	10	6	16	16
06:45 - 06:59	7	6	13	13
07:00 - 07:14	7	13	20	20
07:15 - 07:29	8	9	17	17
07:30 - 07:44	9	24	33	33
07:45 - 07:59	14	28	42	42
08:00 - 08:14	22	20	42	42
08:15 - 08:29	10	25	35	35
08:30 - 08:44	16	24	40	40
08:45 - 08:59	14	19	33	33
09:00 - 09:14	13	14	27	27
09:15 - 09:29	8	5	13	13

09:30 - 09:44	11	11	22
09:45 - 09:59	9	8	17
10:00 - 10:14	17	9	26
10:15 - 10:29	4	8	12
10:30 - 10:44	6	4	10
10:45 - 10:59	13	14	27
11:00 - 11:14	11	7	18
11:15 - 11:29	8	13	21
11:30 - 11:44	8	9	17
11:45 - 11:59	5	7	12
12:00 - 12:14	10	10	20
12:15 - 12:29	11	9	20
12:30 - 12:44	7	5	12
12:45 - 12:59	11	8	19
13:00 - 13:14	9	7	16
13:15 - 13:29	13	12	25
13:30 - 13:44	13	10	23
13:45 - 13:59	12	16	28
14:00 - 14:14	13	15	28
14:15 - 14:29	5	9	14
14:30 - 14:44	12	11	23
14:45 - 14:59	18	15	33
15:00 - 15:14	17	15	32
15:15 - 15:29	26	16	42
15:30 - 15:44	26	12	38
15:45 - 15:59	15	9	24
16:00 - 16:14	23	18	41
16:15 - 16:29	17	11	28
16:30 - 16:44	20	7	27
16:45 - 16:59	24	11	35
17:00 - 17:14	29	19	48
17:15 - 17:29	37	9	46
17:30 - 17:44	33	9	42
17:45 - 17:59	34	13	47
18:00 - 18:14	22	20	42
18:15 - 18:29	18	7	25
18:30 - 18:44	19	7	26
18:45 - 18:59	19	10	29
19:00 - 19:14	14	11	25
19:15 - 19:29	10	9	19
19:30 - 19:44	13	8	21
19:45 - 19:59	5	8	13
20:00 - 20:14	7	4	11
20:15 - 20:29	4	10	14

20:30 - 20:44	10	7	17
20:45 - 20:59	10	1	11
21:00 - 21:14	7	4	11
21:15 - 21:29	7	4	11
21:30 - 21:44	6	10	16
21:45 - 21:59	8	6	14
22:00 - 22:14	5	5	10
22:15 - 22:29	5	7	12
22:30 - 22:44	8	3	11
22:45 - 22:59	1	3	4
23:00 - 23:14	4	3	7
23:15 - 23:29	2	1	3
23:30 - 23:44	2	1	3
23:45 - 23:59	2	1	3
Totals	897	723	1620

AM Peak Time 07:53 - 08:52 07:36 - 08:35 07:41 - 08:40

AM Peak

Volume	65	103	164
--------	----	-----	-----

PM Peak Time 16:58 - 17:57 14:42 - 15:41 16:58 - 17:57

PM Peak

Volume	134	60	184
--------	-----	----	-----







20:30 - 20:44	0	0	1	6	6	4	0	0	0	0	0	0	0	0	0	17
20:45 - 20:59	0	1	0	4	4	2	0	0	0	0	0	0	0	0	0	11
21:00 - 21:14	0	0	0	1	6	2	2	0	0	0	0	0	0	0	0	11
21:15 - 21:29	0	0	1	5	5	0	0	0	0	0	0	0	0	0	0	11
21:30 - 21:44	0	0	0	10	4	2	0	0	0	0	0	0	0	0	0	16
21:45 - 21:59	0	0	1	3	8	1	1	0	0	0	0	0	0	0	0	14
22:00 - 22:14	0	0	0	2	7	1	0	0	0	0	0	0	0	0	0	10
22:15 - 22:29	0	1	3	5	0	3	0	0	0	0	0	0	0	0	0	12
22:30 - 22:44	0	0	0	3	5	3	0	0	0	0	0	0	0	0	0	11
22:45 - 22:59	0	0	0	0	2	2	0	0	0	0	0	0	0	0	0	4
23:00 - 23:14	0	0	0	2	5	0	0	0	0	0	0	0	0	0	0	7
23:15 - 23:29	0	0	0	1	0	1	1	0	0	0	0	0	0	0	0	3
23:30 - 23:44	0	0	0	0	2	0	1	0	0	0	0	0	0	0	0	3
23:45 - 23:59	0	0	0	0	1	0	2	0	0	0	0	0	0	0	0	3
Totals	4	31	106	365	696	329	74	12	2	0	0	0	0	0	1	1620
Percent of Total	0.2	1.9	6.5	22.5	43.0	20.3	4.6	0.7	0.1	0.0	0.0	0.0	0.0	0.0	0.1	100
Percent of AM	0.4	2.5	7.6	21.8	39.0	22.0	5.8	0.9	0.0	0.0	0.0	0.0	0.0	0.0	0.0	100
Percent of PM	0.2	1.6	6.0	22.9	45.0	19.5	3.9	0.7	0.2	0.0	0.0	0.0	0.0	0.0	0.1	100

Standard Deviation:	5.8 MPH	85th Percentile:	28.7 MPH
Mean Speed:	23.0 MPH	15th Percentile:	17.4 MPH
Median Speed:	23.2 MPH	90th Percentile:	29.9 MPH
Modal Speed:	23.5 MPH	95th Percentile:	31.5 MPH

Daily Vehicle Volume Report

Study Date: Thursday, 05/17/2018  
Unit ID: 0190  
Location: SW 14th Street, West of SW 14th Avenue

	Westbound Volume	Eastbound Volume	Total Volume	
00:00 - 00:14	0	0	0	0
00:15 - 00:29	1	0	0	1
00:30 - 00:44	1	0	0	1
00:45 - 00:59	0	0	0	0
01:00 - 01:14	1	0	0	1
01:15 - 01:29	1	0	0	1
01:30 - 01:44	0	0	0	0
01:45 - 01:59	0	1	1	1
02:00 - 02:14	0	0	0	0
02:15 - 02:29	0	0	0	0
02:30 - 02:44	0	0	0	0
02:45 - 02:59	0	0	0	0
03:00 - 03:14	0	0	0	0
03:15 - 03:29	0	0	0	0
03:30 - 03:44	0	0	0	0
03:45 - 03:59	0	0	0	0
04:00 - 04:14	0	0	0	0
04:15 - 04:29	0	0	0	0
04:30 - 04:44	0	0	0	0
04:45 - 04:59	0	0	0	0
05:00 - 05:14	0	0	0	0
05:15 - 05:29	0	0	0	0
05:30 - 05:44	0	0	0	0
05:45 - 05:59	2	2	2	4
06:00 - 06:14	1	1	1	2
06:15 - 06:29	0	1	1	1
06:30 - 06:44	2	1	1	3
06:45 - 06:59	6	2	2	8
07:00 - 07:14	4	1	1	5
07:15 - 07:29	2	3	3	5
07:30 - 07:44	1	3	3	4
07:45 - 07:59	4	8	8	12
08:00 - 08:14	1	7	7	8
08:15 - 08:29	6	1	1	7
08:30 - 08:44	2	4	4	6
08:45 - 08:59	6	5	5	11
09:00 - 09:14	7	5	5	12
09:15 - 09:29	4	5	5	9

09:30 - 09:44	2	4	6
09:45 - 09:59	3	1	4
10:00 - 10:14	4	5	9
10:15 - 10:29	3	1	4
10:30 - 10:44	3	5	8
10:45 - 10:59	1	5	6
11:00 - 11:14	2	5	7
11:15 - 11:29	1	2	3
11:30 - 11:44	2	3	5
11:45 - 11:59	2	4	6
12:00 - 12:14	3	9	12
12:15 - 12:29	4	3	7
12:30 - 12:44	0	5	5
12:45 - 12:59	3	5	8
13:00 - 13:14	1	4	5
13:15 - 13:29	0	2	2
13:30 - 13:44	3	5	8
13:45 - 13:59	4	2	6
14:00 - 14:14	4	1	5
14:15 - 14:29	5	1	6
14:30 - 14:44	2	6	8
14:45 - 14:59	1	8	9
15:00 - 15:14	1	3	4
15:15 - 15:29	6	2	8
15:30 - 15:44	4	5	9
15:45 - 15:59	5	2	7
16:00 - 16:14	6	7	13
16:15 - 16:29	9	4	13
16:30 - 16:44	4	4	8
16:45 - 16:59	3	0	3
17:00 - 17:14	5	0	5
17:15 - 17:29	1	2	3
17:30 - 17:44	8	4	12
17:45 - 17:59	5	2	7
18:00 - 18:14	2	0	2
18:15 - 18:29	2	6	8
18:30 - 18:44	2	3	5
18:45 - 18:59	4	0	4
19:00 - 19:14	2	1	3
19:15 - 19:29	1	2	3
19:30 - 19:44	1	1	2
19:45 - 19:59	1	0	1
20:00 - 20:14	2	2	4
20:15 - 20:29	0	1	1

20:30 - 20:44	1	0	1
20:45 - 20:59	1	3	4
21:00 - 21:14	1	2	3
21:15 - 21:29	0	1	1
21:30 - 21:44	1	0	1
21:45 - 21:59	0	0	0
22:00 - 22:14	1	1	2
22:15 - 22:29	1	0	1
22:30 - 22:44	4	1	5
22:45 - 22:59	2	0	2
23:00 - 23:14	0	1	1
23:15 - 23:29	0	0	0
23:30 - 23:44	0	0	0
23:45 - 23:59	0	0	0
Totals	191	196	387

AM Peak Time 08:16 - 09:15 07:15 - 08:14 08:20 - 09:19

AM Peak

Volume	22	21	38
--------	----	----	----

PM Peak Time 15:21 - 16:20 12:00 - 12:59 15:27 - 16:26

PM Peak

Volume	26	22	45
--------	----	----	----





20:30 - 20:44	0	0	0	0	0	1	0	0	0	0	0	0	0	0	0	1
20:45 - 20:59	0	0	0	2	2	0	0	0	0	0	0	0	0	0	0	4
21:00 - 21:14	0	0	0	1	2	0	0	0	0	0	0	0	0	0	0	3
21:15 - 21:29	0	0	0	1	0	0	0	0	0	0	0	0	0	0	0	1
21:30 - 21:44	0	0	0	1	0	0	0	0	0	0	0	0	0	0	0	1
21:45 - 21:59	0	0	0	0	0	0	0	0	0	0	0	0	0	0	0	0
22:00 - 22:14	0	0	0	2	0	0	0	0	0	0	0	0	0	0	0	2
22:15 - 22:29	0	0	0	0	1	0	0	0	0	0	0	0	0	0	0	1
22:30 - 22:44	0	0	3	1	0	1	0	0	0	0	0	0	0	0	0	5
22:45 - 22:59	0	0	1	0	1	0	0	0	0	0	0	0	0	0	0	2
23:00 - 23:14	0	0	0	0	0	1	0	0	0	0	0	0	0	0	0	1
23:15 - 23:29	0	0	0	0	0	0	0	0	0	0	0	0	0	0	0	0
23:30 - 23:44	0	0	0	0	0	0	0	0	0	0	0	0	0	0	0	0
23:45 - 23:59	0	0	0	0	0	0	0	0	0	0	0	0	0	0	0	0
Totals	0	21	58	121	130	46	10	1	0	0	0	0	0	0	0	387
Percent of Total	0.0	5.4	15.0	31.3	33.6	11.9	2.6	0.3	0.0	0.0	0.0	0.0	0.0	0.0	0.0	100
Percent of AM	0.0	6.9	21.3	29.4	30.0	11.9	0.6	0.0	0.0	0.0	0.0	0.0	0.0	0.0	0.0	100
Percent of PM	0.0	4.4	10.6	32.6	36.1	11.9	4.0	0.4	0.0	0.0	0.0	0.0	0.0	0.0	0.0	100

Standard Deviation:	5.9 MPH	85th Percentile:	25.9 MPH
Mean Speed:	20.5 MPH	15th Percentile:	14.2 MPH
Median Speed:	20.7 MPH	90th Percentile:	27.9 MPH
Modal Speed:	23.5 MPH	95th Percentile:	30.0 MPH

Daily Vehicle Volume Report

Study Date: Thursday, 05/17/2018  
Unit ID: 0181  
Location: SW 14th Terrace, West of SW 14th Avenue

	Westbound Volume	Eastbound Volume	Total Volume	
00:00 - 00:14	0	0	0	0
00:15 - 00:29	1	0	0	1
00:30 - 00:44	0	0	0	0
00:45 - 00:59	1	0	0	1
01:00 - 01:14	0	0	0	0
01:15 - 01:29	1	0	0	1
01:30 - 01:44	0	0	0	0
01:45 - 01:59	0	0	0	0
02:00 - 02:14	1	0	0	1
02:15 - 02:29	0	0	0	0
02:30 - 02:44	0	0	0	0
02:45 - 02:59	0	1	1	1
03:00 - 03:14	0	0	0	0
03:15 - 03:29	0	0	0	0
03:30 - 03:44	0	0	0	0
03:45 - 03:59	0	0	0	0
04:00 - 04:14	0	0	0	0
04:15 - 04:29	0	0	0	0
04:30 - 04:44	0	0	0	0
04:45 - 04:59	0	0	0	0
05:00 - 05:14	0	0	0	0
05:15 - 05:29	1	0	0	1
05:30 - 05:44	2	0	0	2
05:45 - 05:59	0	0	0	0
06:00 - 06:14	1	1	1	2
06:15 - 06:29	0	0	0	0
06:30 - 06:44	2	1	1	3
06:45 - 06:59	2	3	3	5
07:00 - 07:14	1	6	6	7
07:15 - 07:29	0	3	3	3
07:30 - 07:44	1	9	9	10
07:45 - 07:59	4	7	7	11
08:00 - 08:14	6	10	10	16
08:15 - 08:29	2	9	9	11
08:30 - 08:44	3	7	7	10
08:45 - 08:59	2	6	6	8
09:00 - 09:14	2	5	5	7
09:15 - 09:29	6	3	3	9



09:30 - 09:44	6	5	11
09:45 - 09:59	3	7	10
10:00 - 10:14	4	4	8
10:15 - 10:29	1	2	3
10:30 - 10:44	3	0	3
10:45 - 10:59	4	0	4
11:00 - 11:14	3	1	4
11:15 - 11:29	1	1	2
11:30 - 11:44	4	3	7
11:45 - 11:59	1	2	3
12:00 - 12:14	5	2	7
12:15 - 12:29	4	5	9
12:30 - 12:44	2	3	5
12:45 - 12:59	5	1	6
13:00 - 13:14	3	2	5
13:15 - 13:29	2	2	4
13:30 - 13:44	3	7	10
13:45 - 13:59	1	1	2
14:00 - 14:14	4	3	7
14:15 - 14:29	0	3	3
14:30 - 14:44	2	5	7
14:45 - 14:59	5	6	11
15:00 - 15:14	11	4	15
15:15 - 15:29	5	3	8
15:30 - 15:44	3	3	6
15:45 - 15:59	3	2	5
16:00 - 16:14	3	5	8
16:15 - 16:29	2	4	6
16:30 - 16:44	3	3	6
16:45 - 16:59	1	4	5
17:00 - 17:14	3	3	6
17:15 - 17:29	5	6	11
17:30 - 17:44	8	3	11
17:45 - 17:59	6	6	12
18:00 - 18:14	4	1	5
18:15 - 18:29	0	3	3
18:30 - 18:44	4	2	6
18:45 - 18:59	1	5	6
19:00 - 19:14	5	7	12
19:15 - 19:29	1	1	2
19:30 - 19:44	3	1	4
19:45 - 19:59	3	1	4
20:00 - 20:14	2	1	3
20:15 - 20:29	2	3	5

20:30 - 20:44	0	0	0
20:45 - 20:59	0	2	2
21:00 - 21:14	1	0	1
21:15 - 21:29	1	1	2
21:30 - 21:44	2	2	4
21:45 - 21:59	3	0	3
22:00 - 22:14	0	2	2
22:15 - 22:29	2	0	2
22:30 - 22:44	0	0	0
22:45 - 22:59	0	1	1
23:00 - 23:14	0	1	1
23:15 - 23:29	0	0	0
23:30 - 23:44	1	0	1
23:45 - 23:59	1	0	1
Totals	194	216	410

AM Peak Time 09:06 - 10:05 07:35 - 08:34 07:35 - 08:34

AM Peak

Volume	20	39	54
--------	----	----	----

PM Peak Time 14:41 - 15:40 14:03 - 15:02 14:31 - 15:30

PM Peak

Volume	25	20	42
--------	----	----	----





20:30 - 20:44	0	0	0	0	0	0	0	0	0	0	0	0	0	0	0	0
20:45 - 20:59	0	0	0	1	1	0	0	0	0	0	0	0	0	0	0	2
21:00 - 21:14	0	0	0	0	1	0	0	0	0	0	0	0	0	0	0	1
21:15 - 21:29	0	0	0	2	0	0	0	0	0	0	0	0	0	0	0	2
21:30 - 21:44	0	0	0	2	0	1	0	1	0	0	0	0	0	0	0	4
21:45 - 21:59	0	0	0	2	1	0	0	0	0	0	0	0	0	0	0	3
22:00 - 22:14	0	0	0	1	0	1	0	0	0	0	0	0	0	0	0	2
22:15 - 22:29	0	0	0	2	0	0	0	0	0	0	0	0	0	0	0	2
22:30 - 22:44	0	0	0	0	0	0	0	0	0	0	0	0	0	0	0	0
22:45 - 22:59	0	0	0	1	0	0	0	0	0	0	0	0	0	0	0	1
23:00 - 23:14	0	0	0	0	1	0	0	0	0	0	0	0	0	0	0	1
23:15 - 23:29	0	0	0	0	0	0	0	0	0	0	0	0	0	0	0	0
23:30 - 23:44	0	0	0	0	0	0	1	0	0	0	0	0	0	0	0	1
23:45 - 23:59	0	0	0	0	1	0	0	0	0	0	0	0	0	0	0	1
Totals	5	27	62	108	129	59	17	3	0	0	0	0	0	0	0	410
Percent of Total	1.2	6.6	15.1	26.3	31.5	14.4	4.1	0.7	0.0	0.0	0.0	0.0	0.0	0.0	0.0	100
Percent of AM	1.8	9.1	18.2	25.5	27.9	12.1	4.8	0.6	0.0	0.0	0.0	0.0	0.0	0.0	0.0	100
Percent of PM	0.8	4.9	13.1	26.9	33.9	15.9	3.7	0.8	0.0	0.0	0.0	0.0	0.0	0.0	0.0	100

Standard Deviation:	6.7 MPH	85th Percentile:	27.4 MPH
Mean Speed:	20.7 MPH	15th Percentile:	13.3 MPH
Median Speed:	21.1 MPH	90th Percentile:	29.2 MPH
Modal Speed:	23.5 MPH	95th Percentile:	30.9 MPH

Daily Vehicle Volume Report

Study Date: Thursday, 05/17/2018  
Unit ID: 0056  
Location: SW 15th Street, West of SW 14th Avenue

	Westbound Volume	Eastbound Volume	Total Volume	
00:00 - 00:14	1	1	2	
00:15 - 00:29	1	0	1	
00:30 - 00:44	1	0	1	
00:45 - 00:59	0	0	0	
01:00 - 01:14	0	0	0	
01:15 - 01:29	1	0	1	
01:30 - 01:44	0	1	1	
01:45 - 01:59	0	1	1	
02:00 - 02:14	0	0	0	
02:15 - 02:29	0	0	0	
02:30 - 02:44	0	0	0	
02:45 - 02:59	0	0	0	
03:00 - 03:14	0	0	0	
03:15 - 03:29	0	0	0	
03:30 - 03:44	0	0	0	
03:45 - 03:59	0	0	0	
04:00 - 04:14	0	0	0	
04:15 - 04:29	0	0	0	
04:30 - 04:44	0	0	0	
04:45 - 04:59	0	0	0	
05:00 - 05:14	1	1	2	
05:15 - 05:29	0	1	1	
05:30 - 05:44	0	0	0	
05:45 - 05:59	2	1	3	
06:00 - 06:14	1	0	1	
06:15 - 06:29	3	0	3	
06:30 - 06:44	1	0	1	
06:45 - 06:59	1	2	3	
07:00 - 07:14	7	5	12	
07:15 - 07:29	3	1	4	
07:30 - 07:44	7	4	11	
07:45 - 07:59	3	10	13	
08:00 - 08:14	5	3	8	
08:15 - 08:29	5	8	13	
08:30 - 08:44	7	7	14	
08:45 - 08:59	2	5	7	
09:00 - 09:14	0	0	0	
09:15 - 09:29	1	7	8	

09:30 - 09:44	2	7	9
09:45 - 09:59	2	5	7
10:00 - 10:14	5	4	9
10:15 - 10:29	1	2	3
10:30 - 10:44	5	1	6
10:45 - 10:59	4	5	9
11:00 - 11:14	1	3	4
11:15 - 11:29	0	2	2
11:30 - 11:44	4	3	7
11:45 - 11:59	1	3	4
12:00 - 12:14	6	3	9
12:15 - 12:29	5	2	7
12:30 - 12:44	3	4	7
12:45 - 12:59	2	3	5
13:00 - 13:14	2	1	3
13:15 - 13:29	1	3	4
13:30 - 13:44	3	5	8
13:45 - 13:59	1	2	3
14:00 - 14:14	3	0	3
14:15 - 14:29	4	4	8
14:30 - 14:44	0	3	3
14:45 - 14:59	1	7	8
15:00 - 15:14	4	5	9
15:15 - 15:29	1	5	6
15:30 - 15:44	4	4	8
15:45 - 15:59	8	4	12
16:00 - 16:14	5	3	8
16:15 - 16:29	6	4	10
16:30 - 16:44	3	3	6
16:45 - 16:59	4	5	9
17:00 - 17:14	2	5	7
17:15 - 17:29	11	2	13
17:30 - 17:44	7	3	10
17:45 - 17:59	9	4	13
18:00 - 18:14	5	4	9
18:15 - 18:29	3	2	5
18:30 - 18:44	4	0	4
18:45 - 18:59	3	2	5
19:00 - 19:14	1	6	7
19:15 - 19:29	0	3	3
19:30 - 19:44	2	1	3
19:45 - 19:59	2	2	4
20:00 - 20:14	3	0	3
20:15 - 20:29	1	1	2

20:30 - 20:44	2	2	4
20:45 - 20:59	1	1	2
21:00 - 21:14	3	1	4
21:15 - 21:29	1	3	4
21:30 - 21:44	1	1	2
21:45 - 21:59	2	0	2
22:00 - 22:14	1	1	2
22:15 - 22:29	2	1	3
22:30 - 22:44	3	2	5
22:45 - 22:59	1	0	1
23:00 - 23:14	0	1	1
23:15 - 23:29	0	2	2
23:30 - 23:44	1	0	1
23:45 - 23:59	2	1	3
Totals	217	214	431

AM Peak Time 07:02 - 08:01 07:48 - 08:47 07:39 - 08:38

AM Peak

Volume	22	30	51
--------	----	----	----

PM Peak Time 17:10 - 18:09 14:19 - 15:18 17:10 - 18:09

PM Peak

Volume	33	22	47
--------	----	----	----







20:30 - 20:44	0	0	1	3	0	0	0	0	0	0	0	0	0	0	0	4
20:45 - 20:59	0	0	0	2	0	0	0	0	0	0	0	0	0	0	0	2
21:00 - 21:14	0	1	1	2	0	0	0	0	0	0	0	0	0	0	0	4
21:15 - 21:29	0	0	2	2	0	0	0	0	0	0	0	0	0	0	0	4
21:30 - 21:44	0	0	1	1	0	0	0	0	0	0	0	0	0	0	0	2
21:45 - 21:59	0	0	0	2	0	0	0	0	0	0	0	0	0	0	0	2
22:00 - 22:14	0	0	1	0	1	0	0	0	0	0	0	0	0	0	0	2
22:15 - 22:29	0	0	1	2	0	0	0	0	0	0	0	0	0	0	0	3
22:30 - 22:44	0	0	1	4	0	0	0	0	0	0	0	0	0	0	0	5
22:45 - 22:59	0	0	0	0	1	0	0	0	0	0	0	0	0	0	0	1
23:00 - 23:14	0	0	0	1	0	0	0	0	0	0	0	0	0	0	0	1
23:15 - 23:29	0	0	0	1	1	0	0	0	0	0	0	0	0	0	0	2
23:30 - 23:44	0	0	0	0	1	0	0	0	0	0	0	0	0	0	0	1
23:45 - 23:59	0	0	0	1	2	0	0	0	0	0	0	0	0	0	0	3
Totals	0	18	86	202	116	8	0	0	0	0	1	0	0	0	0	431
Percent of Total	0.0	4.2	20.0	46.9	26.9	1.9	0.0	0.0	0.0	0.0	0.2	0.0	0.0	0.0	0.0	100
Percent of AM	0.0	6.4	22.8	41.5	26.3	2.3	0.0	0.0	0.0	0.0	0.6	0.0	0.0	0.0	0.0	100
Percent of PM	0.0	2.7	18.1	50.4	27.3	1.5	0.0	0.0	0.0	0.0	0.0	0.0	0.0	0.0	0.0	100

Standard Deviation:	4.8 MPH	85th Percentile:	23.6 MPH
Mean Speed:	18.7 MPH	15th Percentile:	13.7 MPH
Median Speed:	18.7 MPH	90th Percentile:	24.5 MPH
Modal Speed:	18.5 MPH	95th Percentile:	25.4 MPH

**SPEED**

SW 17th St Bet. SW 16th Ave &amp; SW 14th Ave

Day: Tuesday

Date: 3/7/2017

City: Miami

Project #: FL17\_3102\_117

Location: 165

**Summary**

Time	< 15	15 - 19	20 - 24	25 - 29	30 - 34	35 - 39	40 - 44	45 - 49	50 - 54	55 - 59	60 - 64	65 - 69	70 +	Total
00:00 AM	3	0	0	0	0	0	0	0	0	0	0	0	0	3
01:00	0	1	0	0	0	0	0	0	0	0	0	0	0	1
02:00	0	0	0	1	0	0	0	0	0	0	0	0	0	1
03:00	0	1	0	0	0	0	0	0	0	0	0	0	0	1
04:00	0	0	0	1	0	1	0	0	0	0	0	0	0	2
05:00	0	2	0	0	0	0	0	0	0	0	0	0	0	2
06:00	1	2	2	3	2	0	0	0	0	0	0	0	0	10
07:00	3	9	11	12	8	1	1	0	0	0	0	0	0	45
08:00	2	7	19	29	15	4	0	0	0	0	0	0	0	76
09:00	0	6	7	18	11	1	0	0	0	0	0	0	0	43
10:00	1	4	11	9	4	0	0	0	0	0	0	0	0	29
11:00	1	6	6	3	1	0	0	0	0	0	0	0	0	17
12:00 PM	1	6	5	5	9	2	1	0	0	0	0	0	0	29
13:00	4	2	12	9	7	2	0	0	0	0	0	0	0	36
14:00	5	4	8	10	4	0	0	0	0	0	0	0	0	31
15:00	3	9	13	11	8	4	0	0	0	0	0	0	0	48
16:00	3	12	19	14	12	2	0	0	0	0	0	0	0	62
17:00	6	6	20	23	12	1	0	0	0	0	0	0	0	68
18:00	3	3	25	12	2	1	0	0	0	0	0	0	0	46
19:00	2	4	8	8	2	0	0	0	0	0	0	0	0	24
20:00	0	5	5	1	3	0	0	0	0	0	0	0	0	14
21:00	0	2	5	4	1	1	0	0	0	0	0	0	0	13
22:00	0	0	2	3	1	0	0	0	0	0	0	0	0	6
23:00	0	0	3	2	0	1	0	0	0	0	0	0	0	6
<b>Totals</b>	<b>38</b>	<b>91</b>	<b>181</b>	<b>178</b>	<b>102</b>	<b>21</b>	<b>2</b>							<b>613</b>
% of Totals	6%	15%	30%	29%	17%	3%	0%							100%

AM Volumes	11	38	56	76	41	7	1	0	0	0	0	0	0	230
% AM	2%	6%	9%	12%	7%	1%	0%							38%
AM Peak Hour		07:00	08:00	08:00	08:00	08:00	07:00							08:00
Volume	3	9	19	29	15	4	1							76
PM Volumes	27	53	125	102	61	14	1	0	0	0	0	0	0	383
% PM	4%	9%	20%	17%	10%	2%	0%							62%
PM Peak Hour	17:00	16:00	18:00	17:00	16:00	15:00	12:00							17:00
Volume	6	12	25	23	12	4	1							68
<b>Directional Peak Periods</b>			<b>AM 7-9</b>			<b>NOON 12-2</b>			<b>PM 4-6</b>			<b>Off Peak Volumes</b>		
<b>All Speeds</b>	Volume			%	Volume		%	Volume		%	Volume		%	
	121	↔	20%	65	↔	11%	130	↔	21%	297	↔	48%		

Direction	Percentiles					
	15th	50th	Average	85th	95th	ADT
Summary	17.0	24.0	24.3	30.0	34.0	613
Summary	Pace					
	10mph Pace	# in Pace	% in Pace	Number of Vehicles >= 55 MPH	% of Vehicles >= 55 MPH	
	21 - 30 mph	390	63.62%	0	0.00%	

# VOLUME

SW 17th St Bet. SW 16th Ave & SW 14th Ave

Day: Tuesday  
Date: 3/7/2017

City: Miami  
Project #: FL17\_3102\_117

DAILY TOTALS						NB	SB	EB		WB	Total
						0	0	301		312	613
AM Period	NB	SB	EB	WB	TOTAL	PM Period	NB	SB	EB	WB	TOTAL
00:00	0	0	0	0		12:00	0	0	1	2	3
00:15	0	0	0	0		12:15	0	0	4	4	8
00:30	0	0	0	0		12:30	0	0	3	1	4
00:45	0	0	2	2	1 1	12:45	0	0	3	11	11 18
01:00	0	0	0	0	3 3	13:00	0	0	2	9	11
01:15	0	0	0	1	1	13:15	0	0	4	3	7
01:30	0	0	0	0		13:30	0	0	7	5	12
01:45	0	0	0	0	1	13:45	0	0	3	16	3 20
02:00	0	0	0	0		14:00	0	0	3	4	7
02:15	0	0	0	0		14:15	0	0	3	6	9
02:30	0	0	0	0		14:30	0	0	4	4	8
02:45	0	0	0	1	1 1	14:45	0	0	4	14	3 17
03:00	0	0	0	1	1	15:00	0	0	3	9	12
03:15	0	0	0	0		15:15	0	0	6	7	13
03:30	0	0	0	0		15:30	0	0	4	9	13
03:45	0	0	0	0	1	15:45	0	0	5	18	5 30
04:00	0	0	1	0	1	16:00	0	0	6	14	20
04:15	0	0	0	0		16:15	0	0	5	10	15
04:30	0	0	0	1	1	16:30	0	0	5	7	12
04:45	0	0	0	1	0 1	16:45	0	0	4	20	11 42
05:00	0	0	0	0		17:00	0	0	7	11	18
05:15	0	0	1	0	1	17:15	0	0	4	15	19
05:30	0	0	0	0		17:30	0	0	2	9	11
05:45	0	0	0	1	1 1	17:45	0	0	6	19	14 49
06:00	0	0	1	3	4	18:00	0	0	6	11	17
06:15	0	0	1	0	1	18:15	0	0	8	6	14
06:30	0	0	1	2	3	18:30	0	0	7	4	11
06:45	0	0	2	5	0 5	18:45	0	0	2	23	2 23
07:00	0	0	5	5	10	19:00	0	0	5	6	11
07:15	0	0	6	6	12	19:15	0	0	1	0	1
07:30	0	0	9	3	12	19:30	0	0	4	7	11
07:45	0	0	9	29	2 16	19:45	0	0	0	10	1 14
08:00	0	0	14	11	25	20:00	0	0	3	0	3
08:15	0	0	11	4	15	20:15	0	0	3	4	7
08:30	0	0	15	3	18	20:30	0	0	1	2	3
08:45	0	0	18	58	0 18	20:45	0	0	0	7	1 7
09:00	0	0	15	2	17	21:00	0	0	2	2	4
09:15	0	0	12	1	13	21:15	0	0	0	3	3
09:30	0	0	4	1	5	21:30	0	0	1	1	2
09:45	0	0	4	35	4 8	21:45	0	0	1	4	3 9
10:00	0	0	4	6	10	22:00	0	0	0	1	1
10:15	0	0	4	1	5	22:15	0	0	1	2	3
10:30	0	0	1	6	7	22:30	0	0	1	1	2
10:45	0	0	4	13	3 16	22:45	0	0	0	2	0 4
11:00	0	0	2	2	4	23:00	0	0	1	0	1
11:15	0	0	4	1	5	23:15	0	0	2	1	3
11:30	0	0	1	6	7	23:30	0	0	2	0	2
11:45	0	0	1	8	0 9	23:45	0	0	0	5	0 1
<b>TOTALS</b>			152	78	<b>230</b>	<b>TOTALS</b>			149	234	<b>383</b>
<b>SPLIT %</b>			66.1%	33.9%	<b>37.5%</b>	<b>SPLIT %</b>			38.9%	61.1%	<b>62.5%</b>

DAILY TOTALS						NB	SB	EB		WB	Total
						0	0	301		312	613
AM Peak Hour			08:30	07:15	08:00	PM Peak Hour			17:45	17:00	17:00
AM Pk Volume			60	22	76	PM Pk Volume			27	49	68
Pk Hr Factor			0.833	0.500	0.760	Pk Hr Factor			0.844	0.817	0.850
7 - 9 Volume	0	0	87	34	121	4 - 6 Volume	0	0	39	91	130
7 - 9 Peak Hour			08:00	07:15	08:00	4 - 6 Peak Hour			16:15	17:00	17:00
7 - 9 Pk Volume	0	0	58	22	76	4 - 6 Pk Volume	0	0	21	49	68
Pk Hr Factor	0.000	0.000	0.806	0.500	0.760	Pk Hr Factor	0.000	0.000	0.750	0.817	0.850

Daily Vehicle Volume Report

Study Date: Thursday, 05/24/2018  
Unit ID: 0040  
Location: SW 17th Terrace, West of SW 14th Avenue

	Westbound Volume	Eastbound Volume	Total Volume	
00:00 - 00:14	0	0	0	0
00:15 - 00:29	1	0	0	1
00:30 - 00:44	0	0	0	0
00:45 - 00:59	0	0	0	0
01:00 - 01:14	0	1	1	1
01:15 - 01:29	0	0	0	0
01:30 - 01:44	0	0	0	0
01:45 - 01:59	0	0	0	0
02:00 - 02:14	0	0	0	0
02:15 - 02:29	0	0	0	0
02:30 - 02:44	0	0	0	0
02:45 - 02:59	0	0	0	0
03:00 - 03:14	1	0	0	1
03:15 - 03:29	0	0	0	0
03:30 - 03:44	0	0	0	0
03:45 - 03:59	0	0	0	0
04:00 - 04:14	0	0	0	0
04:15 - 04:29	0	0	0	0
04:30 - 04:44	0	0	0	0
04:45 - 04:59	0	0	0	0
05:00 - 05:14	0	1	1	1
05:15 - 05:29	1	1	2	2
05:30 - 05:44	2	0	0	2
05:45 - 05:59	1	3	4	4
06:00 - 06:14	0	0	0	0
06:15 - 06:29	2	0	0	2
06:30 - 06:44	0	0	0	0
06:45 - 06:59	2	5	7	7
07:00 - 07:14	4	5	9	9
07:15 - 07:29	4	4	8	8
07:30 - 07:44	5	11	16	16
07:45 - 07:59	5	17	22	22
08:00 - 08:14	8	12	20	20
08:15 - 08:29	8	17	25	25
08:30 - 08:44	7	9	16	16
08:45 - 08:59	5	12	17	17
09:00 - 09:14	5	10	15	15
09:15 - 09:29	5	8	13	13

09:30 - 09:44	2	4	6
09:45 - 09:59	4	7	11
10:00 - 10:14	3	0	3
10:15 - 10:29	6	4	10
10:30 - 10:44	0	3	3
10:45 - 10:59	2	0	2
11:00 - 11:14	1	1	2
11:15 - 11:29	2	2	4
11:30 - 11:44	5	2	7
11:45 - 11:59	4	0	4
12:00 - 12:14	4	0	4
12:15 - 12:29	5	4	9
12:30 - 12:44	3	2	5
12:45 - 12:59	3	4	7
13:00 - 13:14	1	3	4
13:15 - 13:29	5	5	10
13:30 - 13:44	4	3	7
13:45 - 13:59	4	5	9
14:00 - 14:14	3	2	5
14:15 - 14:29	2	1	3
14:30 - 14:44	6	4	10
14:45 - 14:59	4	10	14
15:00 - 15:14	19	9	28
15:15 - 15:29	6	4	10
15:30 - 15:44	7	6	13
15:45 - 15:59	5	2	7
16:00 - 16:14	8	5	13
16:15 - 16:29	6	6	12
16:30 - 16:44	8	6	14
16:45 - 16:59	5	5	10
17:00 - 17:14	17	3	20
17:15 - 17:29	14	7	21
17:30 - 17:44	2	5	7
17:45 - 17:59	5	9	14
18:00 - 18:14	8	7	15
18:15 - 18:29	7	1	8
18:30 - 18:44	4	3	7
18:45 - 18:59	5	4	9
19:00 - 19:14	6	2	8
19:15 - 19:29	4	2	6
19:30 - 19:44	2	3	5
19:45 - 19:59	2	3	5
20:00 - 20:14	4	2	6
20:15 - 20:29	2	1	3

20:30 - 20:44	2	1	3
20:45 - 20:59	2	1	3
21:00 - 21:14	2	3	5
21:15 - 21:29	3	2	5
21:30 - 21:44	4	2	6
21:45 - 21:59	1	0	1
22:00 - 22:14	1	1	2
22:15 - 22:29	0	1	1
22:30 - 22:44	0	1	1
22:45 - 22:59	1	1	2
23:00 - 23:14	1	0	1
23:15 - 23:29	1	1	2
23:30 - 23:44	1	1	2
23:45 - 23:59	0	0	0
Totals	304	292	596

AM Peak Time 07:46 - 08:45 07:42 - 08:41 07:40 - 08:39

AM Peak

Volume	29	60	87
--------	----	----	----

PM Peak Time 16:29 - 17:28 14:39 - 15:38 14:41 - 15:40

PM Peak

Volume	46	32	67
--------	----	----	----







20:30 - 20:44	0	0	0	0	1	2	0	0	0	0	0	0	0	0	0	3
20:45 - 20:59	0	0	1	2	0	0	0	0	0	0	0	0	0	0	0	3
21:00 - 21:14	0	1	0	0	2	2	0	0	0	0	0	0	0	0	0	5
21:15 - 21:29	0	0	0	2	2	1	0	0	0	0	0	0	0	0	0	5
21:30 - 21:44	0	0	2	2	1	1	0	0	0	0	0	0	0	0	0	6
21:45 - 21:59	0	0	0	0	1	0	0	0	0	0	0	0	0	0	0	1
22:00 - 22:14	0	1	0	0	1	0	0	0	0	0	0	0	0	0	0	2
22:15 - 22:29	0	0	0	0	1	0	0	0	0	0	0	0	0	0	0	1
22:30 - 22:44	0	0	0	0	0	1	0	0	0	0	0	0	0	0	0	1
22:45 - 22:59	0	0	0	1	0	1	0	0	0	0	0	0	0	0	0	2
23:00 - 23:14	0	0	0	0	1	0	0	0	0	0	0	0	0	0	0	1
23:15 - 23:29	0	0	0	2	0	0	0	0	0	0	0	0	0	0	0	2
23:30 - 23:44	0	0	0	1	1	0	0	0	0	0	0	0	0	0	0	2
23:45 - 23:59	0	0	0	0	0	0	0	0	0	0	0	0	0	0	0	0
Totals	3	19	49	135	226	142	19	2	1	0	0	0	0	0	0	596
Percent of Total	0.5	3.2	8.2	22.7	37.9	23.8	3.2	0.3	0.2	0.0	0.0	0.0	0.0	0.0	0.0	100
Percent of AM	0.4	3.0	7.3	17.9	38.5	27.8	4.7	0.0	0.4	0.0	0.0	0.0	0.0	0.0	0.0	100
Percent of PM	0.6	3.3	8.8	25.7	37.6	21.3	2.2	0.6	0.0	0.0	0.0	0.0	0.0	0.0	0.0	100

Standard Deviation:	5.9 MPH	85th Percentile:	28.6 MPH
Mean Speed:	22.6 MPH	15th Percentile:	16.7 MPH
Median Speed:	23.0 MPH	90th Percentile:	29.7 MPH
Modal Speed:	23.5 MPH	95th Percentile:	30.7 MPH

Daily Vehicle Volume Report

Study Date: Thursday, 05/24/2018  
Unit ID: 0032  
Location: SW 18th Street, West of SW 14th Avenue

	Westbound Volume	Eastbound Volume	Total Volume	
00:00 - 00:14	0	0	0	0
00:15 - 00:29	0	0	0	0
00:30 - 00:44	0	1	1	1
00:45 - 00:59	0	0	0	0
01:00 - 01:14	0	0	0	0
01:15 - 01:29	0	0	0	0
01:30 - 01:44	1	0	1	1
01:45 - 01:59	0	0	0	0
02:00 - 02:14	0	0	0	0
02:15 - 02:29	0	0	0	0
02:30 - 02:44	0	0	0	0
02:45 - 02:59	0	0	0	0
03:00 - 03:14	0	2	2	2
03:15 - 03:29	0	0	0	0
03:30 - 03:44	0	0	0	0
03:45 - 03:59	0	0	0	0
04:00 - 04:14	0	0	0	0
04:15 - 04:29	1	0	1	1
04:30 - 04:44	0	0	0	0
04:45 - 04:59	0	0	0	0
05:00 - 05:14	0	0	0	0
05:15 - 05:29	0	0	0	0
05:30 - 05:44	0	0	0	0
05:45 - 05:59	0	0	0	0
06:00 - 06:14	0	0	0	0
06:15 - 06:29	1	1	2	2
06:30 - 06:44	1	0	1	1
06:45 - 06:59	1	2	3	3
07:00 - 07:14	2	1	3	3
07:15 - 07:29	0	7	7	7
07:30 - 07:44	3	6	9	9
07:45 - 07:59	1	12	13	13
08:00 - 08:14	10	8	18	18
08:15 - 08:29	12	14	26	26
08:30 - 08:44	16	14	30	30
08:45 - 08:59	9	12	21	21
09:00 - 09:14	5	6	11	11
09:15 - 09:29	1	5	6	6

09:30 - 09:44	3	4	7
09:45 - 09:59	2	2	4
10:00 - 10:14	2	6	8
10:15 - 10:29	0	2	2
10:30 - 10:44	3	2	5
10:45 - 10:59	2	3	5
11:00 - 11:14	4	2	6
11:15 - 11:29	2	2	4
11:30 - 11:44	3	4	7
11:45 - 11:59	2	3	5
12:00 - 12:14	5	4	9
12:15 - 12:29	1	2	3
12:30 - 12:44	4	2	6
12:45 - 12:59	3	1	4
13:00 - 13:14	5	3	8
13:15 - 13:29	6	3	9
13:30 - 13:44	3	7	10
13:45 - 13:59	9	6	15
14:00 - 14:14	6	2	8
14:15 - 14:29	2	5	7
14:30 - 14:44	4	8	12
14:45 - 14:59	6	11	17
15:00 - 15:14	15	7	22
15:15 - 15:29	19	6	25
15:30 - 15:44	10	4	14
15:45 - 15:59	0	1	1
16:00 - 16:14	1	2	3
16:15 - 16:29	6	4	10
16:30 - 16:44	4	5	9
16:45 - 16:59	16	4	20
17:00 - 17:14	11	8	19
17:15 - 17:29	18	6	24
17:30 - 17:44	18	9	27
17:45 - 17:59	23	10	33
18:00 - 18:14	23	10	33
18:15 - 18:29	11	6	17
18:30 - 18:44	15	9	24
18:45 - 18:59	9	4	13
19:00 - 19:14	8	9	17
19:15 - 19:29	6	3	9
19:30 - 19:44	3	4	7
19:45 - 19:59	2	1	3
20:00 - 20:14	5	2	7
20:15 - 20:29	3	1	4

20:30 - 20:44	2	3	5
20:45 - 20:59	1	3	4
21:00 - 21:14	1	3	4
21:15 - 21:29	0	0	0
21:30 - 21:44	2	2	4
21:45 - 21:59	2	1	3
22:00 - 22:14	3	1	4
22:15 - 22:29	0	0	0
22:30 - 22:44	2	2	4
22:45 - 22:59	0	2	2
23:00 - 23:14	0	0	0
23:15 - 23:29	1	1	2
23:30 - 23:44	1	1	2
23:45 - 23:59	0	1	1
Totals	382	310	692

AM Peak Time 07:58 - 08:57 07:39 - 08:38 07:57 - 08:56

AM Peak

Volume	47	51	96
--------	----	----	----

PM Peak Time 17:19 - 18:18 17:16 - 18:15 17:19 - 18:18

PM Peak

Volume	84	36	119
--------	----	----	-----







20:30 - 20:44	0	0	0	2	2	1	0	0	0	0	0	0	0	0	0	5
20:45 - 20:59	0	0	0	1	2	1	0	0	0	0	0	0	0	0	0	4
21:00 - 21:14	0	0	0	1	3	0	0	0	0	0	0	0	0	0	0	4
21:15 - 21:29	0	0	0	0	0	0	0	0	0	0	0	0	0	0	0	0
21:30 - 21:44	0	1	1	1	1	0	0	0	0	0	0	0	0	0	0	4
21:45 - 21:59	0	1	1	0	1	0	0	0	0	0	0	0	0	0	0	3
22:00 - 22:14	0	1	0	1	2	0	0	0	0	0	0	0	0	0	0	4
22:15 - 22:29	0	0	0	0	0	0	0	0	0	0	0	0	0	0	0	0
22:30 - 22:44	0	0	0	1	3	0	0	0	0	0	0	0	0	0	0	4
22:45 - 22:59	0	0	0	1	1	0	0	0	0	0	0	0	0	0	0	2
23:00 - 23:14	0	0	0	0	0	0	0	0	0	0	0	0	0	0	0	0
23:15 - 23:29	0	0	1	1	0	0	0	0	0	0	0	0	0	0	0	2
23:30 - 23:44	0	0	0	1	0	1	0	0	0	0	0	0	0	0	0	2
23:45 - 23:59	0	0	0	1	0	0	0	0	0	0	0	0	0	0	0	1
Totals	5	24	59	161	292	126	21	3	1	0	0	0	0	0	0	692
Percent of Total	0.7	3.5	8.5	23.3	42.2	18.2	3.0	0.4	0.1	0.0	0.0	0.0	0.0	0.0	0.0	100
Percent of AM	0.5	5.3	8.7	19.7	43.8	16.8	4.8	0.5	0.0	0.0	0.0	0.0	0.0	0.0	0.0	100
Percent of PM	0.8	2.7	8.5	24.8	41.5	18.8	2.3	0.4	0.2	0.0	0.0	0.0	0.0	0.0	0.0	100

Standard Deviation:	5.9 MPH	85th Percentile:	27.9 MPH
Mean Speed:	22.1 MPH	15th Percentile:	16.5 MPH
Median Speed:	22.7 MPH	90th Percentile:	29.2 MPH
Modal Speed:	23.5 MPH	95th Percentile:	30.6 MPH

Daily Vehicle Volume Report

Study Date: Thursday, 05/03/2018  
Unit ID: 0200  
Location: SW 19th Street, West of SW 14th Avenue

	Westbound Volume	Eastbound Volume	Total Volume	
00:00 - 00:14	0	0	0	0
00:15 - 00:29	1	1	1	2
00:30 - 00:44	0	0	0	0
00:45 - 00:59	0	0	0	0
01:00 - 01:14	2	0	0	2
01:15 - 01:29	0	0	0	0
01:30 - 01:44	0	1	1	1
01:45 - 01:59	0	1	1	1
02:00 - 02:14	1	1	1	2
02:15 - 02:29	0	1	1	1
02:30 - 02:44	0	0	0	0
02:45 - 02:59	2	0	0	2
03:00 - 03:14	0	0	0	0
03:15 - 03:29	0	0	0	0
03:30 - 03:44	1	0	0	1
03:45 - 03:59	0	0	0	0
04:00 - 04:14	0	0	0	0
04:15 - 04:29	3	0	0	3
04:30 - 04:44	0	0	0	0
04:45 - 04:59	2	3	3	5
05:00 - 05:14	1	0	0	1
05:15 - 05:29	0	2	2	2
05:30 - 05:44	0	2	2	2
05:45 - 05:59	2	4	4	6
06:00 - 06:14	2	3	3	5
06:15 - 06:29	4	2	2	6
06:30 - 06:44	4	3	3	7
06:45 - 06:59	3	6	6	9
07:00 - 07:14	4	2	2	6
07:15 - 07:29	10	23	23	33
07:30 - 07:44	10	27	27	37
07:45 - 07:59	22	28	28	50
08:00 - 08:14	29	32	32	61
08:15 - 08:29	24	45	45	69
08:30 - 08:44	23	18	18	41
08:45 - 08:59	10	16	16	26
09:00 - 09:14	8	12	12	20
09:15 - 09:29	4	8	8	12

09:30 - 09:44	7	11	18
09:45 - 09:59	8	8	16
10:00 - 10:14	11	9	20
10:15 - 10:29	4	7	11
10:30 - 10:44	8	9	17
10:45 - 10:59	5	13	18
11:00 - 11:14	9	4	13
11:15 - 11:29	7	6	13
11:30 - 11:44	6	6	12
11:45 - 11:59	7	7	14
12:00 - 12:14	7	6	13
12:15 - 12:29	15	7	22
12:30 - 12:44	6	1	7
12:45 - 12:59	4	8	12
13:00 - 13:14	10	9	19
13:15 - 13:29	8	9	17
13:30 - 13:44	15	19	34
13:45 - 13:59	13	16	29
14:00 - 14:14	12	10	22
14:15 - 14:29	12	13	25
14:30 - 14:44	13	22	35
14:45 - 14:59	5	20	25
15:00 - 15:14	38	14	52
15:15 - 15:29	31	14	45
15:30 - 15:44	18	13	31
15:45 - 15:59	17	15	32
16:00 - 16:14	18	20	38
16:15 - 16:29	45	11	56
16:30 - 16:44	30	12	42
16:45 - 16:59	25	12	37
17:00 - 17:14	20	12	32
17:15 - 17:29	32	22	54
17:30 - 17:44	29	28	57
17:45 - 17:59	36	21	57
18:00 - 18:14	25	15	40
18:15 - 18:29	19	12	31
18:30 - 18:44	19	13	32
18:45 - 18:59	14	10	24
19:00 - 19:14	8	9	17
19:15 - 19:29	9	9	18
19:30 - 19:44	11	6	17
19:45 - 19:59	8	7	15
20:00 - 20:14	7	3	10
20:15 - 20:29	6	10	16

20:30 - 20:44	7	3	10
20:45 - 20:59	6	4	10
21:00 - 21:14	5	2	7
21:15 - 21:29	3	2	5
21:30 - 21:44	6	3	9
21:45 - 21:59	7	5	12
22:00 - 22:14	7	2	9
22:15 - 22:29	6	4	10
22:30 - 22:44	2	6	8
22:45 - 22:59	5	2	7
23:00 - 23:14	2	0	2
23:15 - 23:29	2	1	3
23:30 - 23:44	3	1	4
23:45 - 23:59	1	4	5
Totals	891	788	1679

AM Peak Time 07:42 - 08:41 07:35 - 08:34 07:39 - 08:38

AM Peak

Volume	100	134	227
--------	-----	-----	-----

PM Peak Time 16:19 - 17:18 17:12 - 18:11 17:12 - 18:11

PM Peak

Volume	128	88	210
--------	-----	----	-----





20:30 - 20:44	0	0	0	3	6	1	0	0	0	0	0	0	0	0	0	10
20:45 - 20:59	0	0	2	3	1	2	1	1	0	0	0	0	0	0	0	10
21:00 - 21:14	1	0	0	1	4	1	0	0	0	0	0	0	0	0	0	7
21:15 - 21:29	0	1	0	2	2	0	0	0	0	0	0	0	0	0	0	5
21:30 - 21:44	0	0	0	2	5	2	0	0	0	0	0	0	0	0	0	9
21:45 - 21:59	0	1	1	5	4	1	0	0	0	0	0	0	0	0	0	12
22:00 - 22:14	0	0	1	2	5	1	0	0	0	0	0	0	0	0	0	9
22:15 - 22:29	0	0	1	1	6	2	0	0	0	0	0	0	0	0	0	10
22:30 - 22:44	0	1	1	0	5	1	0	0	0	0	0	0	0	0	0	8
22:45 - 22:59	0	0	0	1	4	1	1	0	0	0	0	0	0	0	0	7
23:00 - 23:14	0	0	0	1	1	0	0	0	0	0	0	0	0	0	0	2
23:15 - 23:29	0	0	1	0	2	0	0	0	0	0	0	0	0	0	0	3
23:30 - 23:44	0	0	1	0	3	0	0	0	0	0	0	0	0	0	0	4
23:45 - 23:59	0	0	1	3	1	0	0	0	0	0	0	0	0	0	0	5
Totals	8	52	194	584	640	169	26	3	1	1	1	0	0	0	0	1679
Percent of Total	0.5	3.1	11.6	34.8	38.1	10.1	1.5	0.2	0.1	0.1	0.1	0.0	0.0	0.0	0.0	100
Percent of AM	0.0	2.8	10.6	36.8	40.4	8.0	1.1	0.2	0.0	0.0	0.2	0.0	0.0	0.0	0.0	100
Percent of PM	0.7	3.2	12.0	33.8	37.0	11.1	1.8	0.2	0.1	0.1	0.0	0.0	0.0	0.0	0.0	100

Standard Deviation:	5.4 MPH	85th Percentile:	25.6 MPH
Mean Speed:	20.8 MPH	15th Percentile:	15.9 MPH
Median Speed:	21.0 MPH	90th Percentile:	27.0 MPH
Modal Speed:	23.5 MPH	95th Percentile:	29.4 MPH

Daily Vehicle Volume Report

Study Date: Thursday, 05/03/2018  
Unit ID: 0176  
Location: SW 20th Street, West of SW 14th Avenue

	Westbound Volume	Eastbound Volume	Total Volume	
00:00 - 00:14	0	0	0	0
00:15 - 00:29	2	1	3	3
00:30 - 00:44	0	0	0	0
00:45 - 00:59	0	0	0	0
01:00 - 01:14	0	0	0	0
01:15 - 01:29	0	0	0	0
01:30 - 01:44	1	0	1	1
01:45 - 01:59	0	0	0	0
02:00 - 02:14	1	0	1	1
02:15 - 02:29	1	0	1	1
02:30 - 02:44	0	0	0	0
02:45 - 02:59	0	0	0	0
03:00 - 03:14	0	0	0	0
03:15 - 03:29	1	0	1	1
03:30 - 03:44	0	0	0	0
03:45 - 03:59	1	0	1	1
04:00 - 04:14	0	0	0	0
04:15 - 04:29	1	0	1	1
04:30 - 04:44	1	0	1	1
04:45 - 04:59	0	1	1	1
05:00 - 05:14	0	1	1	1
05:15 - 05:29	2	0	2	2
05:30 - 05:44	1	0	1	1
05:45 - 05:59	1	1	2	2
06:00 - 06:14	3	2	5	5
06:15 - 06:29	2	4	6	6
06:30 - 06:44	2	2	4	4
06:45 - 06:59	3	1	4	4
07:00 - 07:14	8	1	9	9
07:15 - 07:29	9	12	21	21
07:30 - 07:44	11	14	25	25
07:45 - 07:59	14	12	26	26
08:00 - 08:14	27	19	46	46
08:15 - 08:29	10	26	36	36
08:30 - 08:44	11	6	17	17
08:45 - 08:59	9	4	13	13
09:00 - 09:14	3	7	10	10
09:15 - 09:29	9	4	13	13



09:30 - 09:44	9	5	14
09:45 - 09:59	5	1	6
10:00 - 10:14	6	1	7
10:15 - 10:29	4	4	8
10:30 - 10:44	8	2	10
10:45 - 10:59	5	2	7
11:00 - 11:14	7	4	11
11:15 - 11:29	9	2	11
11:30 - 11:44	9	1	10
11:45 - 11:59	6	1	7
12:00 - 12:14	4	1	5
12:15 - 12:29	12	4	16
12:30 - 12:44	15	5	20
12:45 - 12:59	9	3	12
13:00 - 13:14	7	2	9
13:15 - 13:29	8	1	9
13:30 - 13:44	9	6	15
13:45 - 13:59	6	5	11
14:00 - 14:14	6	5	11
14:15 - 14:29	8	2	10
14:30 - 14:44	6	11	17
14:45 - 14:59	6	9	15
15:00 - 15:14	26	14	40
15:15 - 15:29	34	2	36
15:30 - 15:44	21	5	26
15:45 - 15:59	19	4	23
16:00 - 16:14	28	3	31
16:15 - 16:29	43	3	46
16:30 - 16:44	43	5	48
16:45 - 16:59	30	6	36
17:00 - 17:14	53	3	56
17:15 - 17:29	56	8	64
17:30 - 17:44	69	7	76
17:45 - 17:59	46	5	51
18:00 - 18:14	35	5	40
18:15 - 18:29	34	4	38
18:30 - 18:44	19	4	23
18:45 - 18:59	12	7	19
19:00 - 19:14	14	3	17
19:15 - 19:29	11	1	12
19:30 - 19:44	8	0	8
19:45 - 19:59	6	1	7
20:00 - 20:14	9	5	14
20:15 - 20:29	3	6	9

20:30 - 20:44	4	3	7
20:45 - 20:59	1	2	3
21:00 - 21:14	5	4	9
21:15 - 21:29	4	5	9
21:30 - 21:44	2	1	3
21:45 - 21:59	6	2	8
22:00 - 22:14	1	0	1
22:15 - 22:29	2	3	5
22:30 - 22:44	5	0	5
22:45 - 22:59	1	0	1
23:00 - 23:14	2	2	4
23:15 - 23:29	2	2	4
23:30 - 23:44	0	0	0
23:45 - 23:59	1	2	3
Totals	953	322	1275

AM Peak Time 07:20 - 08:19 07:25 - 08:24 07:25 - 08:24

AM Peak

Volume	67	76	143
--------	----	----	-----

PM Peak Time 16:56 - 17:55 14:11 - 15:10 16:56 - 17:55

PM Peak

Volume	230	38	255
--------	-----	----	-----





20:30 - 20:44	0	0	1	0	0	0	0	0	0	0	0	0	0	0	0	1
20:45 - 20:59	0	0	2	1	0	0	0	0	0	0	0	0	0	0	0	3
21:00 - 21:14	0	0	0	1	0	0	0	0	0	0	0	0	0	0	0	1
21:15 - 21:29	0	0	1	1	1	0	0	0	0	0	0	0	0	0	0	3
21:30 - 21:44	0	0	0	1	0	0	0	0	0	0	0	0	0	0	0	1
21:45 - 21:59	0	0	3	1	0	0	0	0	0	0	0	0	0	0	0	4
22:00 - 22:14	0	0	0	0	0	0	0	0	0	0	0	0	0	0	0	0
22:15 - 22:29	0	0	0	0	0	0	0	0	0	0	0	0	0	0	0	0
22:30 - 22:44	0	0	1	0	1	0	0	0	0	0	0	0	0	0	0	2
22:45 - 22:59	0	0	0	0	1	0	0	0	0	0	0	0	0	0	0	1
23:00 - 23:14	0	0	0	1	1	0	0	0	0	0	0	0	0	0	0	2
23:15 - 23:29	0	0	0	1	0	0	0	0	0	0	0	0	0	0	0	1
23:30 - 23:44	0	1	1	0	0	0	0	0	0	0	0	0	0	0	0	2
23:45 - 23:59	0	0	2	0	0	0	0	0	0	0	0	0	0	0	0	2
Totals	2	11	50	109	141	54	8	0	0	0	0	0	0	0	0	375
Percent of Total	0.5	2.9	13.3	29.1	37.6	14.4	2.1	0.0	0.0	0.0	0.0	0.0	0.0	0.0	0.0	100
Percent of AM	1.2	2.9	7.1	29.4	42.4	14.1	2.9	0.0	0.0	0.0	0.0	0.0	0.0	0.0	0.0	100
Percent of PM	0.0	2.9	18.5	28.8	33.7	14.6	1.5	0.0	0.0	0.0	0.0	0.0	0.0	0.0	0.0	100

Standard Deviation:	5.6 MPH	85th Percentile:	26.5 MPH
Mean Speed:	21.1 MPH	15th Percentile:	15.3 MPH
Median Speed:	21.5 MPH	90th Percentile:	28.2 MPH
Modal Speed:	23.5 MPH	95th Percentile:	30.0 MPH

Daily Vehicle Volume Report

Study Date: Thursday, 05/03/2018  
Unit ID: 0176  
Location: SW 20th Street, West of SW 14th Avenue

	Westbound Volume	Eastbound Volume	Total Volume	
00:00 - 00:14	0	0	0	0
00:15 - 00:29	2	1	3	3
00:30 - 00:44	0	0	0	0
00:45 - 00:59	0	0	0	0
01:00 - 01:14	0	0	0	0
01:15 - 01:29	0	0	0	0
01:30 - 01:44	1	0	1	1
01:45 - 01:59	0	0	0	0
02:00 - 02:14	1	0	1	1
02:15 - 02:29	1	0	1	1
02:30 - 02:44	0	0	0	0
02:45 - 02:59	0	0	0	0
03:00 - 03:14	0	0	0	0
03:15 - 03:29	1	0	1	1
03:30 - 03:44	0	0	0	0
03:45 - 03:59	1	0	1	1
04:00 - 04:14	0	0	0	0
04:15 - 04:29	1	0	1	1
04:30 - 04:44	1	0	1	1
04:45 - 04:59	0	1	1	1
05:00 - 05:14	0	1	1	1
05:15 - 05:29	2	0	2	2
05:30 - 05:44	1	0	1	1
05:45 - 05:59	1	1	2	2
06:00 - 06:14	3	2	5	5
06:15 - 06:29	2	4	6	6
06:30 - 06:44	2	2	4	4
06:45 - 06:59	3	1	4	4
07:00 - 07:14	8	1	9	9
07:15 - 07:29	9	12	21	21
07:30 - 07:44	11	14	25	25
07:45 - 07:59	14	12	26	26
08:00 - 08:14	27	19	46	46
08:15 - 08:29	10	26	36	36
08:30 - 08:44	11	6	17	17
08:45 - 08:59	9	4	13	13
09:00 - 09:14	3	7	10	10
09:15 - 09:29	9	4	13	13

09:30 - 09:44	9	5	14
09:45 - 09:59	5	1	6
10:00 - 10:14	6	1	7
10:15 - 10:29	4	4	8
10:30 - 10:44	8	2	10
10:45 - 10:59	5	2	7
11:00 - 11:14	7	4	11
11:15 - 11:29	9	2	11
11:30 - 11:44	9	1	10
11:45 - 11:59	6	1	7
12:00 - 12:14	4	1	5
12:15 - 12:29	12	4	16
12:30 - 12:44	15	5	20
12:45 - 12:59	9	3	12
13:00 - 13:14	7	2	9
13:15 - 13:29	8	1	9
13:30 - 13:44	9	6	15
13:45 - 13:59	6	5	11
14:00 - 14:14	6	5	11
14:15 - 14:29	8	2	10
14:30 - 14:44	6	11	17
14:45 - 14:59	6	9	15
15:00 - 15:14	26	14	40
15:15 - 15:29	34	2	36
15:30 - 15:44	21	5	26
15:45 - 15:59	19	4	23
16:00 - 16:14	28	3	31
16:15 - 16:29	43	3	46
16:30 - 16:44	43	5	48
16:45 - 16:59	30	6	36
17:00 - 17:14	53	3	56
17:15 - 17:29	56	8	64
17:30 - 17:44	69	7	76
17:45 - 17:59	46	5	51
18:00 - 18:14	35	5	40
18:15 - 18:29	34	4	38
18:30 - 18:44	19	4	23
18:45 - 18:59	12	7	19
19:00 - 19:14	14	3	17
19:15 - 19:29	11	1	12
19:30 - 19:44	8	0	8
19:45 - 19:59	6	1	7
20:00 - 20:14	9	5	14
20:15 - 20:29	3	6	9

20:30 - 20:44	4	3	7
20:45 - 20:59	1	2	3
21:00 - 21:14	5	4	9
21:15 - 21:29	4	5	9
21:30 - 21:44	2	1	3
21:45 - 21:59	6	2	8
22:00 - 22:14	1	0	1
22:15 - 22:29	2	3	5
22:30 - 22:44	5	0	5
22:45 - 22:59	1	0	1
23:00 - 23:14	2	2	4
23:15 - 23:29	2	2	4
23:30 - 23:44	0	0	0
23:45 - 23:59	1	2	3
Totals	953	322	1275

AM Peak Time 07:20 - 08:19 07:25 - 08:24 07:25 - 08:24

AM Peak

Volume	67	76	143
--------	----	----	-----

PM Peak Time 16:56 - 17:55 14:11 - 15:10 16:56 - 17:55

PM Peak

Volume	230	38	255
--------	-----	----	-----







20:30 - 20:44	0	1	0	1	3	2	0	0	0	0	0	0	0	0	0	7
20:45 - 20:59	0	0	0	0	2	1	0	0	0	0	0	0	0	0	0	3
21:00 - 21:14	0	1	0	3	3	1	0	1	0	0	0	0	0	0	0	9
21:15 - 21:29	0	1	1	2	2	2	1	0	0	0	0	0	0	0	0	9
21:30 - 21:44	0	1	0	0	0	1	1	0	0	0	0	0	0	0	0	3
21:45 - 21:59	0	0	0	1	4	2	1	0	0	0	0	0	0	0	0	8
22:00 - 22:14	0	0	0	0	1	0	0	0	0	0	0	0	0	0	0	1
22:15 - 22:29	0	0	0	2	3	0	0	0	0	0	0	0	0	0	0	5
22:30 - 22:44	0	0	0	4	0	1	0	0	0	0	0	0	0	0	0	5
22:45 - 22:59	0	0	0	1	0	0	0	0	0	0	0	0	0	0	0	1
23:00 - 23:14	0	0	0	2	1	1	0	0	0	0	0	0	0	0	0	4
23:15 - 23:29	0	0	2	1	1	0	0	0	0	0	0	0	0	0	0	4
23:30 - 23:44	0	0	0	0	0	0	0	0	0	0	0	0	0	0	0	0
23:45 - 23:59	0	0	0	1	2	0	0	0	0	0	0	0	0	0	0	3
Totals	8	27	61	205	509	353	103	7	0	0	0	0	0	0	2	1275
Percent of Total	0.6	2.1	4.8	16.1	39.9	27.7	8.1	0.5	0.0	0.0	0.0	0.0	0.0	0.0	0.2	100
Percent of AM	1.2	3.5	9.9	21.0	39.4	18.4	6.1	0.3	0.0	0.0	0.0	0.0	0.0	0.0	0.3	100
Percent of PM	0.4	1.6	2.9	14.3	40.1	31.1	8.8	0.6	0.0	0.0	0.0	0.0	0.0	0.0	0.1	100

Standard Deviation:	6.3 MPH	85th Percentile:	29.9 MPH
Mean Speed:	24.1 MPH	15th Percentile:	18.3 MPH
Median Speed:	24.3 MPH	90th Percentile:	30.8 MPH
Modal Speed:	23.5 MPH	95th Percentile:	33.3 MPH

Daily Vehicle Volume Report

Study Date: Thursday, 05/03/2018  
Unit ID: 0056  
Location: SW 21st Street, West of SW 14th Avenue

	Westbound Volume	Eastbound Volume	Total Volume	
00:00 - 00:14	0	0	0	0
00:15 - 00:29	0	0	0	0
00:30 - 00:44	0	0	0	0
00:45 - 00:59	0	0	0	0
01:00 - 01:14	0	0	0	0
01:15 - 01:29	1	0	0	1
01:30 - 01:44	0	0	0	0
01:45 - 01:59	0	0	0	0
02:00 - 02:14	0	0	0	0
02:15 - 02:29	0	1	1	1
02:30 - 02:44	0	0	0	0
02:45 - 02:59	0	0	0	0
03:00 - 03:14	0	0	0	0
03:15 - 03:29	0	0	0	0
03:30 - 03:44	0	0	0	0
03:45 - 03:59	0	0	0	0
04:00 - 04:14	0	0	0	0
04:15 - 04:29	1	0	0	1
04:30 - 04:44	0	0	0	0
04:45 - 04:59	0	0	0	0
05:00 - 05:14	1	1	1	2
05:15 - 05:29	0	1	1	1
05:30 - 05:44	0	0	0	0
05:45 - 05:59	0	0	0	0
06:00 - 06:14	0	3	3	3
06:15 - 06:29	0	0	0	0
06:30 - 06:44	1	0	0	1
06:45 - 06:59	1	7	7	8
07:00 - 07:14	2	5	5	7
07:15 - 07:29	3	5	5	8
07:30 - 07:44	5	18	18	23
07:45 - 07:59	1	13	13	14
08:00 - 08:14	4	22	22	26
08:15 - 08:29	7	30	30	37
08:30 - 08:44	2	27	27	29
08:45 - 08:59	6	17	17	23
09:00 - 09:14	5	19	19	24
09:15 - 09:29	3	7	7	10

09:30 - 09:44	3	10	13
09:45 - 09:59	4	9	13
10:00 - 10:14	1	5	6
10:15 - 10:29	2	7	9
10:30 - 10:44	5	1	6
10:45 - 10:59	3	2	5
11:00 - 11:14	3	7	10
11:15 - 11:29	1	9	10
11:30 - 11:44	8	6	14
11:45 - 11:59	5	4	9
12:00 - 12:14	2	6	8
12:15 - 12:29	4	6	10
12:30 - 12:44	2	8	10
12:45 - 12:59	2	7	9
13:00 - 13:14	5	7	12
13:15 - 13:29	2	8	10
13:30 - 13:44	6	6	12
13:45 - 13:59	2	5	7
14:00 - 14:14	0	7	7
14:15 - 14:29	4	6	10
14:30 - 14:44	1	8	9
14:45 - 14:59	2	18	20
15:00 - 15:14	6	19	25
15:15 - 15:29	9	8	17
15:30 - 15:44	4	5	9
15:45 - 15:59	3	7	10
16:00 - 16:14	6	9	15
16:15 - 16:29	9	10	19
16:30 - 16:44	7	10	17
16:45 - 16:59	10	12	22
17:00 - 17:14	4	9	13
17:15 - 17:29	12	13	25
17:30 - 17:44	9	8	17
17:45 - 17:59	9	10	19
18:00 - 18:14	7	5	12
18:15 - 18:29	9	7	16
18:30 - 18:44	4	5	9
18:45 - 18:59	5	9	14
19:00 - 19:14	3	8	11
19:15 - 19:29	2	10	12
19:30 - 19:44	2	6	8
19:45 - 19:59	2	4	6
20:00 - 20:14	3	6	9
20:15 - 20:29	2	3	5

20:30 - 20:44	1	7	8
20:45 - 20:59	3	5	8
21:00 - 21:14	0	3	3
21:15 - 21:29	1	1	2
21:30 - 21:44	4	5	9
21:45 - 21:59	2	1	3
22:00 - 22:14	2	4	6
22:15 - 22:29	0	1	1
22:30 - 22:44	0	1	1
22:45 - 22:59	3	3	6
23:00 - 23:14	2	0	2
23:15 - 23:29	1	0	1
23:30 - 23:44	0	1	1
23:45 - 23:59	0	0	0
Totals	256	543	799

AM Peak Time 08:11 - 09:10 07:38 - 08:37 08:04 - 09:03

AM Peak

Volume	23	96	117
--------	----	----	-----

PM Peak Time 16:53 - 17:52 14:37 - 15:36 16:22 - 17:21

PM Peak

Volume	39	56	82
--------	----	----	----







20:30 - 20:44	0	0	3	4	1	0	0	0	0	0	0	0	0	0	0	8
20:45 - 20:59	0	1	1	5	1	0	0	0	0	0	0	0	0	0	0	8
21:00 - 21:14	0	0	0	3	0	0	0	0	0	0	0	0	0	0	0	3
21:15 - 21:29	0	0	1	1	0	0	0	0	0	0	0	0	0	0	0	2
21:30 - 21:44	0	1	1	3	4	0	0	0	0	0	0	0	0	0	0	9
21:45 - 21:59	0	0	0	0	2	0	1	0	0	0	0	0	0	0	0	3
22:00 - 22:14	0	2	1	0	3	0	0	0	0	0	0	0	0	0	0	6
22:15 - 22:29	0	0	1	0	0	0	0	0	0	0	0	0	0	0	0	1
22:30 - 22:44	0	0	0	1	0	0	0	0	0	0	0	0	0	0	0	1
22:45 - 22:59	0	0	0	3	2	1	0	0	0	0	0	0	0	0	0	6
23:00 - 23:14	0	0	0	2	0	0	0	0	0	0	0	0	0	0	0	2
23:15 - 23:29	0	1	0	0	0	0	0	0	0	0	0	0	0	0	0	1
23:30 - 23:44	0	0	0	1	0	0	0	0	0	0	0	0	0	0	0	1
23:45 - 23:59	0	0	0	0	0	0	0	0	0	0	0	0	0	0	0	0
Totals	2	37	70	233	353	83	21	0	0	0	0	0	0	0	0	799
Percent of Total	0.3	4.6	8.8	29.2	44.2	10.4	2.6	0.0	0.0	0.0	0.0	0.0	0.0	0.0	0.0	100
Percent of AM	0.3	4.8	8.9	29.3	43.0	10.2	3.5	0.0	0.0	0.0	0.0	0.0	0.0	0.0	0.0	100
Percent of PM	0.2	4.5	8.7	29.1	44.9	10.5	2.1	0.0	0.0	0.0	0.0	0.0	0.0	0.0	0.0	100

Standard Deviation:	5.4 MPH	85th Percentile:	25.8 MPH
Mean Speed:	21.2 MPH	15th Percentile:	16.2 MPH
Median Speed:	21.8 MPH	90th Percentile:	27.4 MPH
Modal Speed:	23.5 MPH	95th Percentile:	29.8 MPH

Daily Vehicle Volume Report

Study Date: Thursday, 05/10/2018  
Unit ID: 0188  
Location: SW 14th Avenue, South of SW 10th Street

	Southbound Volume	Northbound Volume	Total Volume
00:00 - 00:14	10	2	12
00:15 - 00:29	1	2	3
00:30 - 00:44	4	1	5
00:45 - 00:59	6	1	7
01:00 - 01:14	4	2	6
01:15 - 01:29	2	1	3
01:30 - 01:44	3	1	4
01:45 - 01:59	5	1	6
02:00 - 02:14	0	1	1
02:15 - 02:29	0	1	1
02:30 - 02:44	3	2	5
02:45 - 02:59	1	1	2
03:00 - 03:14	1	0	1
03:15 - 03:29	4	0	4
03:30 - 03:44	0	1	1
03:45 - 03:59	0	0	0
04:00 - 04:14	3	0	3
04:15 - 04:29	2	1	3
04:30 - 04:44	1	2	3
04:45 - 04:59	0	0	0
05:00 - 05:14	2	0	2
05:15 - 05:29	0	0	0
05:30 - 05:44	3	1	4
05:45 - 05:59	1	1	2
06:00 - 06:14	8	4	12
06:15 - 06:29	4	2	6
06:30 - 06:44	8	4	12
06:45 - 06:59	17	7	24
07:00 - 07:14	13	10	23
07:15 - 07:29	20	14	34
07:30 - 07:44	19	12	31
07:45 - 07:59	22	11	33
08:00 - 08:14	23	13	36
08:15 - 08:29	18	11	29
08:30 - 08:44	19	9	28
08:45 - 08:59	26	14	40
09:00 - 09:14	16	8	24
09:15 - 09:29	13	9	22

09:30 - 09:44	13	8	21
09:45 - 09:59	12	9	21
10:00 - 10:14	15	9	24
10:15 - 10:29	15	2	17
10:30 - 10:44	9	7	16
10:45 - 10:59	24	7	31
11:00 - 11:14	21	6	27
11:15 - 11:29	15	12	27
11:30 - 11:44	20	6	26
11:45 - 11:59	20	4	24
12:00 - 12:14	17	10	27
12:15 - 12:29	23	7	30
12:30 - 12:44	18	5	23
12:45 - 12:59	17	8	25
13:00 - 13:14	27	13	40
13:15 - 13:29	20	8	28
13:30 - 13:44	21	3	24
13:45 - 13:59	20	8	28
14:00 - 14:14	21	4	25
14:15 - 14:29	32	5	37
14:30 - 14:44	26	6	32
14:45 - 14:59	28	11	39
15:00 - 15:14	17	12	29
15:15 - 15:29	19	11	30
15:30 - 15:44	45	13	58
15:45 - 15:59	34	9	43
16:00 - 16:14	37	13	50
16:15 - 16:29	35	10	45
16:30 - 16:44	33	10	43
16:45 - 16:59	44	14	58
17:00 - 17:14	43	14	57
17:15 - 17:29	41	16	57
17:30 - 17:44	36	12	48
17:45 - 17:59	41	13	54
18:00 - 18:14	50	13	63
18:15 - 18:29	39	7	46
18:30 - 18:44	31	8	39
18:45 - 18:59	29	14	43
19:00 - 19:14	40	11	51
19:15 - 19:29	27	6	33
19:30 - 19:44	29	13	42
19:45 - 19:59	30	16	46
20:00 - 20:14	26	5	31
20:15 - 20:29	20	2	22

20:30 - 20:44	21	4	25
20:45 - 20:59	28	9	37
21:00 - 21:14	23	4	27
21:15 - 21:29	22	9	31
21:30 - 21:44	21	4	25
21:45 - 21:59	19	5	24
22:00 - 22:14	18	3	21
22:15 - 22:29	14	4	18
22:30 - 22:44	17	3	20
22:45 - 22:59	15	2	17
23:00 - 23:14	9	6	15
23:15 - 23:29	12	2	14
23:30 - 23:44	9	0	9
23:45 - 23:59	13	0	13
Totals	1703	605	2308

AM Peak Time 07:54 - 08:53 06:59 - 07:58 07:58 - 08:57

AM Peak

Volume	91	50	141
--------	----	----	-----

PM Peak Time 16:36 - 17:35 16:49 - 17:48 16:35 - 17:34

PM Peak

Volume	175	59	230
--------	-----	----	-----





20:30 - 20:44	0	0	5	10	9	1	0	0	0	0	0	0	0	0	0	25
20:45 - 20:59	0	0	5	14	14	3	1	0	0	0	0	0	0	0	0	37
21:00 - 21:14	0	0	1	11	14	1	0	0	0	0	0	0	0	0	0	27
21:15 - 21:29	0	1	2	19	9	0	0	0	0	0	0	0	0	0	0	31
21:30 - 21:44	0	0	5	8	9	2	1	0	0	0	0	0	0	0	0	25
21:45 - 21:59	0	0	5	11	7	0	1	0	0	0	0	0	0	0	0	24
22:00 - 22:14	0	0	3	12	6	0	0	0	0	0	0	0	0	0	0	21
22:15 - 22:29	0	0	2	8	7	0	1	0	0	0	0	0	0	0	0	18
22:30 - 22:44	0	1	1	10	7	1	0	0	0	0	0	0	0	0	0	20
22:45 - 22:59	0	0	1	7	8	1	0	0	0	0	0	0	0	0	0	17
23:00 - 23:14	0	0	1	7	5	1	1	0	0	0	0	0	0	0	0	15
23:15 - 23:29	0	0	1	6	6	1	0	0	0	0	0	0	0	0	0	14
23:30 - 23:44	0	0	0	2	6	1	0	0	0	0	0	0	0	0	0	9
23:45 - 23:59	0	0	0	4	7	2	0	0	0	0	0	0	0	0	0	13
Totals	4	41	206	892	923	187	44	8	0	2	0	0	0	0	1	2308
Percent of Total	0.2	1.8	8.9	38.6	40.0	8.1	1.9	0.3	0.0	0.1	0.0	0.0	0.0	0.0	0.0	100
Percent of AM	0.2	1.8	8.7	37.2	36.3	10.7	4.1	0.9	0.0	0.2	0.0	0.0	0.0	0.0	0.0	100
Percent of PM	0.2	1.8	9.0	39.2	41.5	7.1	1.0	0.1	0.0	0.1	0.0	0.0	0.0	0.0	0.1	100

Standard Deviation:	5.1 MPH	85th Percentile:	25.4 MPH
Mean Speed:	21.1 MPH	15th Percentile:	16.5 MPH
Median Speed:	21.1 MPH	90th Percentile:	26.3 MPH
Modal Speed:	23.5 MPH	95th Percentile:	29.4 MPH

Daily Vehicle Volume Report

Study Date: Thursday, 05/17/2018  
Unit ID: 0170  
Location: SW 14th Avenue, South of SW 12th Street

	Southbound Volume	Northbound Volume	Total Volume	
00:00 - 00:14	2	0	0	2
00:15 - 00:29	1	0	0	1
00:30 - 00:44	0	0	0	0
00:45 - 00:59	2	1	1	3
01:00 - 01:14	1	0	0	1
01:15 - 01:29	1	1	1	2
01:30 - 01:44	0	0	0	0
01:45 - 01:59	0	2	2	2
02:00 - 02:14	0	0	0	0
02:15 - 02:29	0	2	2	2
02:30 - 02:44	0	1	1	1
02:45 - 02:59	1	1	1	2
03:00 - 03:14	0	0	0	0
03:15 - 03:29	0	0	0	0
03:30 - 03:44	0	0	0	0
03:45 - 03:59	0	0	0	0
04:00 - 04:14	0	0	0	0
04:15 - 04:29	1	0	0	1
04:30 - 04:44	0	3	3	3
04:45 - 04:59	1	1	1	2
05:00 - 05:14	1	1	1	2
05:15 - 05:29	0	1	1	1
05:30 - 05:44	1	1	1	2
05:45 - 05:59	4	1	1	5
06:00 - 06:14	1	1	1	2
06:15 - 06:29	5	3	3	8
06:30 - 06:44	4	5	5	9
06:45 - 06:59	2	5	5	7
07:00 - 07:14	7	7	7	14
07:15 - 07:29	5	3	3	8
07:30 - 07:44	11	7	7	18
07:45 - 07:59	15	8	8	23
08:00 - 08:14	11	11	11	22
08:15 - 08:29	10	13	13	23
08:30 - 08:44	10	11	11	21
08:45 - 08:59	6	12	12	18
09:00 - 09:14	11	13	13	24
09:15 - 09:29	7	5	5	12



09:30 - 09:44	5	6	11
09:45 - 09:59	4	5	9
10:00 - 10:14	6	5	11
10:15 - 10:29	6	9	15
10:30 - 10:44	3	2	5
10:45 - 10:59	5	4	9
11:00 - 11:14	4	4	8
11:15 - 11:29	4	4	8
11:30 - 11:44	6	5	11
11:45 - 11:59	3	7	10
12:00 - 12:14	6	9	15
12:15 - 12:29	8	6	14
12:30 - 12:44	7	9	16
12:45 - 12:59	6	5	11
13:00 - 13:14	7	5	12
13:15 - 13:29	6	2	8
13:30 - 13:44	7	7	14
13:45 - 13:59	7	9	16
14:00 - 14:14	7	6	13
14:15 - 14:29	7	1	8
14:30 - 14:44	10	5	15
14:45 - 14:59	9	6	15
15:00 - 15:14	7	9	16
15:15 - 15:29	0	0	0
15:30 - 15:44	1	2	3
15:45 - 15:59	13	9	22
16:00 - 16:14	11	9	20
16:15 - 16:29	8	4	12
16:30 - 16:44	14	5	19
16:45 - 16:59	6	5	11
17:00 - 17:14	11	8	19
17:15 - 17:29	14	8	22
17:30 - 17:44	14	12	26
17:45 - 17:59	11	15	26
18:00 - 18:14	14	14	28
18:15 - 18:29	4	7	11
18:30 - 18:44	5	12	17
18:45 - 18:59	6	10	16
19:00 - 19:14	7	2	9
19:15 - 19:29	6	4	10
19:30 - 19:44	4	4	8
19:45 - 19:59	4	6	10
20:00 - 20:14	4	3	7
20:15 - 20:29	5	4	9

20:30 - 20:44	3	3	6
20:45 - 20:59	4	3	7
21:00 - 21:14	4	2	6
21:15 - 21:29	3	2	5
21:30 - 21:44	3	1	4
21:45 - 21:59	3	1	4
22:00 - 22:14	1	5	6
22:15 - 22:29	6	3	9
22:30 - 22:44	5	1	6
22:45 - 22:59	7	3	10
23:00 - 23:14	5	0	5
23:15 - 23:29	1	0	1
23:30 - 23:44	2	1	3
23:45 - 23:59	2	0	2
Totals	472	418	890

AM Peak Time 07:29 - 08:28 08:04 - 09:03 07:53 - 08:52

AM Peak

Volume	50	51	96
--------	----	----	----

PM Peak Time 17:09 - 18:08 17:18 - 18:17 17:10 - 18:09

PM Peak

Volume	56	51	103
--------	----	----	-----





20:30 - 20:44	0	0	2	0	2	2	0	0	0	0	0	0	0	0	0	6
20:45 - 20:59	0	0	1	1	4	1	0	0	0	0	0	0	0	0	0	7
21:00 - 21:14	0	0	0	3	1	1	1	0	0	0	0	0	0	0	0	6
21:15 - 21:29	0	0	0	1	3	1	0	0	0	0	0	0	0	0	0	5
21:30 - 21:44	0	1	0	2	1	0	0	0	0	0	0	0	0	0	0	4
21:45 - 21:59	1	0	0	0	3	0	0	0	0	0	0	0	0	0	0	4
22:00 - 22:14	0	0	0	1	4	0	1	0	0	0	0	0	0	0	0	6
22:15 - 22:29	0	0	2	3	2	2	0	0	0	0	0	0	0	0	0	9
22:30 - 22:44	0	0	0	1	4	0	1	0	0	0	0	0	0	0	0	6
22:45 - 22:59	0	0	1	0	8	1	0	0	0	0	0	0	0	0	0	10
23:00 - 23:14	0	0	0	0	5	0	0	0	0	0	0	0	0	0	0	5
23:15 - 23:29	0	0	0	0	1	0	0	0	0	0	0	0	0	0	0	1
23:30 - 23:44	0	0	0	0	3	0	0	0	0	0	0	0	0	0	0	3
23:45 - 23:59	0	0	0	0	0	1	1	0	0	0	0	0	0	0	0	2
Totals	4	10	43	226	399	163	40	4	1	0	0	0	0	0	0	890
Percent of Total	0.4	1.1	4.8	25.4	44.8	18.3	4.5	0.4	0.1	0.0	0.0	0.0	0.0	0.0	0.0	100
Percent of AM	0.9	1.5	4.4	22.5	43.8	20.1	5.6	0.9	0.3	0.0	0.0	0.0	0.0	0.0	0.0	100
Percent of PM	0.2	0.9	5.1	27.2	45.5	17.2	3.8	0.2	0.0	0.0	0.0	0.0	0.0	0.0	0.0	100

Standard Deviation:	5.3 MPH	85th Percentile:	28.3 MPH
Mean Speed:	22.9 MPH	15th Percentile:	17.7 MPH
Median Speed:	23.0 MPH	90th Percentile:	29.6 MPH
Modal Speed:	23.5 MPH	95th Percentile:	31.0 MPH

**SPEED**

SW 11th St Bet. SW 14th Ave &amp; SW 13th Ct

Day: Wednesday

Date: 2/22/2017

City: Miami

Project #: FL17\_3102\_098

Location: 167

**Summary**

Time	< 15	15 - 19	20 - 24	25 - 29	30 - 34	35 - 39	40 - 44	45 - 49	50 - 54	55 - 59	60 - 64	65 - 69	70 +	Total
00:00 AM	2	3	1	0	0	0	0	0	0	0	0	0	0	6
01:00	0	2	1	0	0	0	0	0	0	0	0	0	0	3
02:00	0	1	1	0	0	0	0	0	0	0	0	0	0	2
03:00	1	1	3	0	0	0	0	0	0	0	0	0	0	5
04:00	0	0	0	0	0	0	0	0	0	0	0	0	0	0
05:00	2	3	0	2	0	0	0	0	0	0	0	0	0	7
06:00	4	14	7	1	0	0	0	0	0	0	0	0	0	26
07:00	10	44	23	0	0	0	0	0	0	0	0	0	0	77
08:00	8	70	64	2	0	0	0	0	0	0	0	0	0	144
09:00	7	23	14	4	0	0	0	0	0	0	0	0	0	48
10:00	8	23	21	0	0	0	0	0	0	0	0	0	0	52
11:00	9	28	19	1	0	0	0	0	0	0	0	0	0	57
12:00 PM	5	49	18	2	0	0	0	0	0	0	0	0	0	74
13:00	10	46	23	1	0	0	0	0	0	0	0	0	0	80
14:00	13	58	31	2	0	0	0	0	0	0	0	0	0	104
15:00	14	57	28	1	0	0	0	0	0	0	0	0	0	100
16:00	11	66	51	1	0	0	0	0	0	0	0	0	0	129
17:00	25	92	51	3	2	0	0	0	0	0	0	0	0	173
18:00	22	80	30	4	0	0	0	0	0	0	0	0	0	136
19:00	16	45	23	0	1	0	0	0	0	0	0	0	0	85
20:00	6	32	13	1	0	0	0	0	0	0	0	0	0	52
21:00	15	18	8	0	0	0	0	0	0	0	0	0	0	41
22:00	3	15	5	0	0	0	0	0	0	0	0	0	0	23
23:00	0	7	8	0	0	0	0	0	0	0	0	0	0	15
<b>Totals</b>	<b>191</b>	<b>777</b>	<b>443</b>	<b>25</b>	<b>3</b>									<b>1439</b>
% of Totals	13%	54%	31%	2%	0%									100%

AM Volumes	51	212	154	10	0	0	0	0	0	0	0	0	0	427
% AM	4%	15%	11%	1%										30%
AM Peak Hour	07:00	08:00	08:00	09:00										08:00
Volume	10	70	64	4										144
PM Volumes	140	565	289	15	3	0	0	0	0	0	0	0	0	1012
% PM	10%	39%	20%	1%	0%									70%
PM Peak Hour	17:00	17:00	16:00	18:00	17:00									17:00
Volume	25	92	51	4	2									173
<b>Directional Peak Periods</b>			<b>AM 7-9</b>		<b>NOON 12-2</b>		<b>PM 4-6</b>		<b>Off Peak Volumes</b>					
<b>All Speeds</b>	Volume			%	Volume		%	Volume		%	Volume		%	
	221	↔	15%		154	↔	11%	302	↔	21%	762	↔	53%	

Direction	Percentiles					
	15th	50th	Average	85th	95th	ADT
	16.0	18.0	18.2	21.0	23.0	1439
Summary	Pace					
	10mph Pace	# in Pace	% in Pace	Number of Vehicles >= 55 MPH	% of Vehicles >= 55 MPH	
	14 - 23 mph	1271	88.33%	0	0.00%	

**VOLUME**

SW 11th St Bet. SW 14th Ave &amp; SW 13th Ct

Day: Wednesday  
Date: 2/22/2017City: Miami  
Project #: FL17\_3102\_098

DAILY TOTALS						NB	SB	EB		WB	Total
						0	0	562		877	1,439
AM Period	NB	SB	EB	WB	TOTAL	PM Period	NB	SB	EB	WB	TOTAL
00:00	0	0	0	0		12:00	0	0	5	14	19
00:15	0	0	0	2	2	12:15	0	0	8	7	15
00:30	0	0	0	1	1	12:30	0	0	9	10	19
00:45	0	0	0	3	3	12:45	0	0	15	37	52
01:00	0	0	1	2	3	13:00	0	0	5	15	20
01:15	0	0	0	0		13:15	0	0	11	12	23
01:30	0	0	0	0		13:30	0	0	6	10	16
01:45	0	0	0	1	1	13:45	0	0	8	30	38
02:00	0	0	0	0		14:00	0	0	15	15	30
02:15	0	0	0	0		14:15	0	0	7	14	21
02:30	0	0	2	0	2	14:30	0	0	15	13	28
02:45	0	0	0	2	2	14:45	0	0	5	42	47
03:00	0	0	0	1	1	15:00	0	0	5	11	16
03:15	0	0	0	2	2	15:15	0	0	9	12	21
03:30	0	0	1	1	2	15:30	0	0	9	18	27
03:45	0	0	0	1	1	15:45	0	0	15	38	53
04:00	0	0	0	0		16:00	0	0	6	17	23
04:15	0	0	0	0		16:15	0	0	11	28	39
04:30	0	0	0	0		16:30	0	0	10	25	35
04:45	0	0	0	0		16:45	0	0	9	36	45
05:00	0	0	1	2	3	17:00	0	0	9	36	45
05:15	0	0	1	0	1	17:15	0	0	14	28	42
05:30	0	0	0	0		17:30	0	0	6	26	32
05:45	0	0	2	4	6	17:45	0	0	19	48	67
06:00	0	0	1	3	4	18:00	0	0	16	34	50
06:15	0	0	2	3	5	18:15	0	0	8	21	29
06:30	0	0	4	8	12	18:30	0	0	8	23	31
06:45	0	0	2	9	11	18:45	0	0	5	37	42
07:00	0	0	1	11	12	19:00	0	0	11	13	24
07:15	0	0	9	4	13	19:15	0	0	4	19	23
07:30	0	0	14	8	22	19:30	0	0	6	19	25
07:45	0	0	17	41	58	19:45	0	0	6	27	33
08:00	0	0	21	17	38	20:00	0	0	5	11	16
08:15	0	0	29	6	35	20:15	0	0	4	8	12
08:30	0	0	27	17	44	20:30	0	0	6	4	10
08:45	0	0	12	89	101	20:45	0	0	5	20	25
09:00	0	0	9	4	13	21:00	0	0	2	7	9
09:15	0	0	3	6	9	21:15	0	0	4	6	10
09:30	0	0	7	3	10	21:30	0	0	3	5	8
09:45	0	0	7	26	33	21:45	0	0	3	12	15
10:00	0	0	5	7	12	22:00	0	0	1	6	7
10:15	0	0	4	6	10	22:15	0	0	3	5	8
10:30	0	0	7	6	13	22:30	0	0	2	2	4
10:45	0	0	9	25	34	22:45	0	0	3	9	12
11:00	0	0	2	12	14	23:00	0	0	0	2	2
11:15	0	0	10	8	18	23:15	0	0	3	1	4
11:30	0	0	5	10	15	23:30	0	0	0	4	4
11:45	0	0	6	23	29	23:45	0	0	2	5	7
<b>TOTALS</b>			221	206	427	<b>TOTALS</b>			341	671	1012
<b>SPLIT %</b>			51.8%	48.2%	29.7%	<b>SPLIT %</b>			33.7%	66.3%	70.3%

DAILY TOTALS						NB	SB	EB		WB	Total
						0	0	562		877	1,439
AM Peak Hour			07:45	08:00	07:45	PM Peak Hour			17:15	17:00	17:15
AM Pk Volume			94	55	147	PM Pk Volume			55	125	178
Pk Hr Factor			0.810	0.809	0.835	Pk Hr Factor			0.724	0.868	0.824
7 - 9 Volume	0	0	130	91	221	4 - 6 Volume	0	0	84	218	302
7 - 9 Peak Hour			07:45	08:00	07:45	4 - 6 Peak Hour			17:00	17:00	17:00
7 - 9 Pk Volume	0	0	94	55	147	4 - 6 Pk Volume	0	0	48	125	173
Pk Hr Factor	0.000	0.000	0.810	0.809	0.835	Pk Hr Factor	0.000	0.000	0.632	0.868	0.801

Daily Vehicle Volume Report

Study Date: Thursday, 05/24/2018  
Unit ID: 0113  
Location: SW 14th Avenue, South of SW 16th Street

	Southbound Volume	Northbound Volume	Total Volume
00:00 - 00:14	2	0	2
00:15 - 00:29	1	0	1
00:30 - 00:44	0	1	1
00:45 - 00:59	0	0	0
01:00 - 01:14	2	0	2
01:15 - 01:29	2	2	4
01:30 - 01:44	0	1	1
01:45 - 01:59	0	0	0
02:00 - 02:14	1	0	1
02:15 - 02:29	0	0	0
02:30 - 02:44	0	0	0
02:45 - 02:59	0	0	0
03:00 - 03:14	0	0	0
03:15 - 03:29	0	1	1
03:30 - 03:44	0	0	0
03:45 - 03:59	0	0	0
04:00 - 04:14	0	0	0
04:15 - 04:29	0	1	1
04:30 - 04:44	0	1	1
04:45 - 04:59	0	0	0
05:00 - 05:14	0	0	0
05:15 - 05:29	0	0	0
05:30 - 05:44	2	1	3
05:45 - 05:59	2	0	2
06:00 - 06:14	3	2	5
06:15 - 06:29	0	6	6
06:30 - 06:44	5	5	10
06:45 - 06:59	5	4	9
07:00 - 07:14	7	5	12
07:15 - 07:29	8	5	13
07:30 - 07:44	13	8	21
07:45 - 07:59	11	12	23
08:00 - 08:14	18	19	37
08:15 - 08:29	18	17	35
08:30 - 08:44	14	13	27
08:45 - 08:59	9	9	18
09:00 - 09:14	3	8	11
09:15 - 09:29	12	5	17



09:30 - 09:44	2	2	4
09:45 - 09:59	16	7	23
10:00 - 10:14	3	3	6
10:15 - 10:29	8	2	10
10:30 - 10:44	4	8	12
10:45 - 10:59	3	5	8
11:00 - 11:14	7	9	16
11:15 - 11:29	6	7	13
11:30 - 11:44	3	7	10
11:45 - 11:59	8	8	16
12:00 - 12:14	4	2	6
12:15 - 12:29	6	3	9
12:30 - 12:44	7	5	12
12:45 - 12:59	4	3	7
13:00 - 13:14	5	4	9
13:15 - 13:29	8	4	12
13:30 - 13:44	6	4	10
13:45 - 13:59	8	9	17
14:00 - 14:14	9	7	16
14:15 - 14:29	6	4	10
14:30 - 14:44	6	3	9
14:45 - 14:59	11	9	20
15:00 - 15:14	16	28	44
15:15 - 15:29	12	16	28
15:30 - 15:44	4	11	15
15:45 - 15:59	4	9	13
16:00 - 16:14	7	10	17
16:15 - 16:29	6	8	14
16:30 - 16:44	11	15	26
16:45 - 16:59	7	11	18
17:00 - 17:14	12	9	21
17:15 - 17:29	9	10	19
17:30 - 17:44	10	9	19
17:45 - 17:59	16	26	42
18:00 - 18:14	10	7	17
18:15 - 18:29	7	7	14
18:30 - 18:44	8	4	12
18:45 - 18:59	11	6	17
19:00 - 19:14	6	14	20
19:15 - 19:29	5	8	13
19:30 - 19:44	5	10	15
19:45 - 19:59	7	3	10
20:00 - 20:14	5	6	11
20:15 - 20:29	7	3	10

20:30 - 20:44	5	4	9
20:45 - 20:59	2	6	8
21:00 - 21:14	5	2	7
21:15 - 21:29	7	2	9
21:30 - 21:44	2	4	6
21:45 - 21:59	2	3	5
22:00 - 22:14	5	2	7
22:15 - 22:29	3	0	3
22:30 - 22:44	5	0	5
22:45 - 22:59	1	3	4
23:00 - 23:14	4	0	4
23:15 - 23:29	0	1	1
23:30 - 23:44	1	1	2
23:45 - 23:59	1	3	4
Totals	506	502	1008

AM Peak Time	07:55 - 08:54	07:53 - 08:52	07:55 - 08:54
AM Peak			
Volume	63	63	126

PM Peak Time	17:00 - 17:59	14:52 - 15:51	14:55 - 15:54
PM Peak			
Volume	47	68	108





20:30 - 20:44	0	0	1	3	5	0	0	0	0	0	0	0	0	0	0	9
20:45 - 20:59	0	0	0	5	2	1	0	0	0	0	0	0	0	0	0	8
21:00 - 21:14	0	1	0	5	1	0	0	0	0	0	0	0	0	0	0	7
21:15 - 21:29	0	1	4	1	3	0	0	0	0	0	0	0	0	0	0	9
21:30 - 21:44	0	0	0	3	3	0	0	0	0	0	0	0	0	0	0	6
21:45 - 21:59	0	0	0	2	3	0	0	0	0	0	0	0	0	0	0	5
22:00 - 22:14	0	0	1	4	2	0	0	0	0	0	0	0	0	0	0	7
22:15 - 22:29	0	0	1	2	0	0	0	0	0	0	0	0	0	0	0	3
22:30 - 22:44	0	0	0	5	0	0	0	0	0	0	0	0	0	0	0	5
22:45 - 22:59	0	0	0	2	2	0	0	0	0	0	0	0	0	0	0	4
23:00 - 23:14	0	0	0	1	3	0	0	0	0	0	0	0	0	0	0	4
23:15 - 23:29	0	0	0	1	0	0	0	0	0	0	0	0	0	0	0	1
23:30 - 23:44	0	0	1	1	0	0	0	0	0	0	0	0	0	0	0	2
23:45 - 23:59	0	0	0	2	2	0	0	0	0	0	0	0	0	0	0	4
Totals	2	20	114	437	387	45	3	0	0	0	0	0	0	0	0	1008
Percent of Total	0.2	2.0	11.3	43.4	38.4	4.5	0.3	0.0	0.0	0.0	0.0	0.0	0.0	0.0	0.0	100
Percent of AM	0.0	1.8	11.0	43.7	38.2	5.2	0.0	0.0	0.0	0.0	0.0	0.0	0.0	0.0	0.0	100
Percent of PM	0.3	2.1	11.5	43.1	38.5	4.0	0.5	0.0	0.0	0.0	0.0	0.0	0.0	0.0	0.0	100

Standard Deviation:	4.4 MPH	85th Percentile:	24.7 MPH
Mean Speed:	20.1 MPH	15th Percentile:	16.2 MPH
Median Speed:	20.2 MPH	90th Percentile:	25.3 MPH
Modal Speed:	18.5 MPH	95th Percentile:	26.0 MPH

Daily Vehicle Volume Report

Study Date: Thursday, 05/24/2018  
Unit ID: 0064  
Location: SW 14th Avenue, South of SW 17th Terrace

	Southbound Volume	Northbound Volume	Total Volume
00:00 - 00:14	0	1	1
00:15 - 00:29	0	1	1
00:30 - 00:44	0	0	0
00:45 - 00:59	0	0	0
01:00 - 01:14	0	0	0
01:15 - 01:29	0	2	2
01:30 - 01:44	0	0	0
01:45 - 01:59	0	0	0
02:00 - 02:14	0	0	0
02:15 - 02:29	0	0	0
02:30 - 02:44	0	0	0
02:45 - 02:59	0	0	0
03:00 - 03:14	0	1	1
03:15 - 03:29	0	0	0
03:30 - 03:44	0	0	0
03:45 - 03:59	0	0	0
04:00 - 04:14	0	0	0
04:15 - 04:29	0	0	0
04:30 - 04:44	0	0	0
04:45 - 04:59	0	1	1
05:00 - 05:14	0	0	0
05:15 - 05:29	0	0	0
05:30 - 05:44	0	0	0
05:45 - 05:59	0	0	0
06:00 - 06:14	0	0	0
06:15 - 06:29	0	7	7
06:30 - 06:44	2	0	2
06:45 - 06:59	1	3	4
07:00 - 07:14	3	9	12
07:15 - 07:29	5	7	12
07:30 - 07:44	13	11	24
07:45 - 07:59	12	10	22
08:00 - 08:14	18	22	40
08:15 - 08:29	23	24	47
08:30 - 08:44	15	14	29
08:45 - 08:59	15	10	25
09:00 - 09:14	5	9	14
09:15 - 09:29	8	4	12

09:30 - 09:44	1	3	4
09:45 - 09:59	8	7	15
10:00 - 10:14	3	3	6
10:15 - 10:29	7	3	10
10:30 - 10:44	1	4	5
10:45 - 10:59	2	5	7
11:00 - 11:14	3	7	10
11:15 - 11:29	1	7	8
11:30 - 11:44	5	12	17
11:45 - 11:59	2	9	11
12:00 - 12:14	2	7	9
12:15 - 12:29	4	4	8
12:30 - 12:44	7	6	13
12:45 - 12:59	3	3	6
13:00 - 13:14	1	5	6
13:15 - 13:29	6	7	13
13:30 - 13:44	3	8	11
13:45 - 13:59	5	9	14
14:00 - 14:14	3	6	9
14:15 - 14:29	2	1	3
14:30 - 14:44	3	4	7
14:45 - 14:59	10	13	23
15:00 - 15:14	22	41	63
15:15 - 15:29	9	25	34
15:30 - 15:44	7	15	22
15:45 - 15:59	4	8	12
16:00 - 16:14	6	13	19
16:15 - 16:29	5	12	17
16:30 - 16:44	5	15	20
16:45 - 16:59	2	6	8
17:00 - 17:14	11	24	35
17:15 - 17:29	11	16	27
17:30 - 17:44	5	8	13
17:45 - 17:59	9	25	34
18:00 - 18:14	10	10	20
18:15 - 18:29	3	10	13
18:30 - 18:44	4	9	13
18:45 - 18:59	3	11	14
19:00 - 19:14	4	17	21
19:15 - 19:29	4	7	11
19:30 - 19:44	0	4	4
19:45 - 19:59	4	4	8
20:00 - 20:14	2	7	9
20:15 - 20:29	3	2	5

20:30 - 20:44	4	4	8
20:45 - 20:59	1	9	10
21:00 - 21:14	2	2	4
21:15 - 21:29	0	2	2
21:30 - 21:44	0	6	6
21:45 - 21:59	0	1	1
22:00 - 22:14	2	1	3
22:15 - 22:29	0	2	2
22:30 - 22:44	1	0	1
22:45 - 22:59	1	1	2
23:00 - 23:14	0	1	1
23:15 - 23:29	0	1	1
23:30 - 23:44	1	1	2
23:45 - 23:59	1	1	2
Totals	348	590	938

AM Peak Time 07:40 - 08:39 07:55 - 08:54 07:55 - 08:54  
AM Peak  
Volume 71 72 142

PM Peak Time 14:39 - 15:38 14:52 - 15:51 14:45 - 15:44  
PM Peak  
Volume 48 97 142







20:30 - 20:44	0	0	1	3	2	2	0	0	0	0	0	0	0	0	0	8
20:45 - 20:59	1	1	1	4	2	0	1	0	0	0	0	0	0	0	0	10
21:00 - 21:14	0	0	0	2	1	1	0	0	0	0	0	0	0	0	0	4
21:15 - 21:29	0	0	1	1	0	0	0	0	0	0	0	0	0	0	0	2
21:30 - 21:44	0	0	3	2	1	0	0	0	0	0	0	0	0	0	0	6
21:45 - 21:59	0	0	1	0	0	0	0	0	0	0	0	0	0	0	0	1
22:00 - 22:14	0	0	0	1	1	1	0	0	0	0	0	0	0	0	0	3
22:15 - 22:29	0	0	1	0	1	0	0	0	0	0	0	0	0	0	0	2
22:30 - 22:44	0	0	0	0	1	0	0	0	0	0	0	0	0	0	0	1
22:45 - 22:59	0	0	0	1	0	1	0	0	0	0	0	0	0	0	0	2
23:00 - 23:14	0	0	1	0	0	0	0	0	0	0	0	0	0	0	0	1
23:15 - 23:29	0	0	1	0	0	0	0	0	0	0	0	0	0	0	0	1
23:30 - 23:44	0	0	0	1	1	0	0	0	0	0	0	0	0	0	0	2
23:45 - 23:59	0	0	0	1	0	1	0	0	0	0	0	0	0	0	0	2
Totals	5	29	189	253	261	152	40	4	2	1	1	0	0	0	0	937
Percent of Total	0.5	3.1	20.2	27.0	27.9	16.2	4.3	0.4	0.2	0.1	0.1	0.0	0.0	0.0	0.0	100
Percent of AM	0.6	4.3	18.6	27.2	27.8	17.2	3.2	0.9	0.0	0.3	0.0	0.0	0.0	0.0	0.0	100
Percent of PM	0.5	2.4	21.1	26.9	27.9	15.6	4.9	0.2	0.3	0.0	0.2	0.0	0.0	0.0	0.0	100

Standard Deviation:	6.6 MPH	85th Percentile:	27.9 MPH
Mean Speed:	21.0 MPH	15th Percentile:	13.8 MPH
Median Speed:	20.8 MPH	90th Percentile:	29.5 MPH
Modal Speed:	23.5 MPH	95th Percentile:	31.1 MPH

Daily Vehicle Volume Report

Study Date: Thursday, 05/24/2018  
Unit ID: 0039  
Location: SW 10th Street, West of SW 13th Avenue

	Westbound Volume	Eastbound Volume	Total Volume	
00:00 - 00:14	9	3	12	
00:15 - 00:29	9	0	9	
00:30 - 00:44	11	2	13	
00:45 - 00:59	6	0	6	
01:00 - 01:14	8	0	8	
01:15 - 01:29	6	0	6	
01:30 - 01:44	7	1	8	
01:45 - 01:59	6	0	6	
02:00 - 02:14	0	0	0	
02:15 - 02:29	5	0	5	
02:30 - 02:44	7	0	7	
02:45 - 02:59	7	0	7	
03:00 - 03:14	9	0	9	
03:15 - 03:29	3	0	3	
03:30 - 03:44	3	0	3	
03:45 - 03:59	2	1	3	
04:00 - 04:14	4	0	4	
04:15 - 04:29	5	1	6	
04:30 - 04:44	4	0	4	
04:45 - 04:59	3	0	3	
05:00 - 05:14	7	0	7	
05:15 - 05:29	6	0	6	
05:30 - 05:44	5	0	5	
05:45 - 05:59	9	1	10	
06:00 - 06:14	8	3	11	
06:15 - 06:29	7	6	13	
06:30 - 06:44	7	4	11	
06:45 - 06:59	6	3	9	
07:00 - 07:14	14	3	17	
07:15 - 07:29	11	6	17	
07:30 - 07:44	13	5	18	
07:45 - 07:59	7	11	18	
08:00 - 08:14	10	7	17	
08:15 - 08:29	11	6	17	
08:30 - 08:44	12	8	20	
08:45 - 08:59	17	8	25	
09:00 - 09:14	10	6	16	
09:15 - 09:29	17	3	20	

09:30 - 09:44	9	3	12
09:45 - 09:59	9	3	12
10:00 - 10:14	11	6	17
10:15 - 10:29	15	2	17
10:30 - 10:44	11	1	12
10:45 - 10:59	12	2	14
11:00 - 11:14	16	3	19
11:15 - 11:29	17	4	21
11:30 - 11:44	15	7	22
11:45 - 11:59	21	6	27
12:00 - 12:14	20	3	23
12:15 - 12:29	9	5	14
12:30 - 12:44	7	9	16
12:45 - 12:59	11	2	13
13:00 - 13:14	19	4	23
13:15 - 13:29	20	6	26
13:30 - 13:44	14	4	18
13:45 - 13:59	17	9	26
14:00 - 14:14	13	5	18
14:15 - 14:29	15	6	21
14:30 - 14:44	11	5	16
14:45 - 14:59	25	12	37
15:00 - 15:14	23	6	29
15:15 - 15:29	22	9	31
15:30 - 15:44	21	7	28
15:45 - 15:59	22	2	24
16:00 - 16:14	16	4	20
16:15 - 16:29	13	4	17
16:30 - 16:44	18	9	27
16:45 - 16:59	25	8	33
17:00 - 17:14	31	8	39
17:15 - 17:29	23	9	32
17:30 - 17:44	22	3	25
17:45 - 17:59	22	6	28
18:00 - 18:14	13	6	19
18:15 - 18:29	21	8	29
18:30 - 18:44	16	4	20
18:45 - 18:59	19	5	24
19:00 - 19:14	19	7	26
19:15 - 19:29	15	3	18
19:30 - 19:44	15	2	17
19:45 - 19:59	16	2	18
20:00 - 20:14	18	6	24
20:15 - 20:29	14	3	17

20:30 - 20:44	13	6	19
20:45 - 20:59	7	1	8
21:00 - 21:14	11	2	13
21:15 - 21:29	7	8	15
21:30 - 21:44	21	1	22
21:45 - 21:59	17	3	20
22:00 - 22:14	5	2	7
22:15 - 22:29	10	1	11
22:30 - 22:44	9	2	11
22:45 - 22:59	16	3	19
23:00 - 23:14	9	1	10
23:15 - 23:29	3	1	4
23:30 - 23:44	8	1	9
23:45 - 23:59	6	1	7
Totals	1174	349	1523

AM Peak Time 10:59 - 11:58 07:46 - 08:45 11:00 - 11:59

AM Peak

Volume	69	34	89
--------	----	----	----

PM Peak Time 16:52 - 17:51 14:34 - 15:33 16:21 - 17:20

PM Peak

Volume	104	36	134
--------	-----	----	-----







20:30 - 20:44	0	0	11	6	2	0	0	0	0	0	0	0	0	0	0	19
20:45 - 20:59	0	0	1	5	2	0	0	0	0	0	0	0	0	0	0	8
21:00 - 21:14	0	0	2	7	4	0	0	0	0	0	0	0	0	0	0	13
21:15 - 21:29	0	2	7	4	2	0	0	0	0	0	0	0	0	0	0	15
21:30 - 21:44	0	0	6	12	4	0	0	0	0	0	0	0	0	0	0	22
21:45 - 21:59	2	0	5	12	1	0	0	0	0	0	0	0	0	0	0	20
22:00 - 22:14	0	0	5	2	0	0	0	0	0	0	0	0	0	0	0	7
22:15 - 22:29	0	0	2	9	0	0	0	0	0	0	0	0	0	0	0	11
22:30 - 22:44	0	2	3	4	2	0	0	0	0	0	0	0	0	0	0	11
22:45 - 22:59	0	0	4	11	4	0	0	0	0	0	0	0	0	0	0	19
23:00 - 23:14	0	0	4	5	1	0	0	0	0	0	0	0	0	0	0	10
23:15 - 23:29	0	0	0	3	1	0	0	0	0	0	0	0	0	0	0	4
23:30 - 23:44	0	0	2	7	0	0	0	0	0	0	0	0	0	0	0	9
23:45 - 23:59	1	0	3	3	0	0	0	0	0	0	0	0	0	0	0	7
Totals	13	50	447	803	202	7	0	0	0	1	0	0	0	0	0	1523
Percent of Total	0.9	3.3	29.3	52.7	13.3	0.5	0.0	0.0	0.0	0.1	0.0	0.0	0.0	0.0	0.0	100
Percent of AM	0.9	3.6	31.2	49.3	14.5	0.4	0.0	0.0	0.0	0.2	0.0	0.0	0.0	0.0	0.0	100
Percent of PM	0.8	3.1	28.3	54.7	12.6	0.5	0.0	0.0	0.0	0.0	0.0	0.0	0.0	0.0	0.0	100

Standard Deviation:	4.2 MPH	85th Percentile:	20.9 MPH
Mean Speed:	17.3 MPH	15th Percentile:	12.8 MPH
Median Speed:	17.6 MPH	90th Percentile:	22.4 MPH
Modal Speed:	18.5 MPH	95th Percentile:	24.3 MPH

Daily Vehicle Volume Report

Study Date: Thursday, 05/10/2018  
Unit ID: 0181  
Location: SW 12th Street, West of SW 13th Avenue

	Westbound Volume	Eastbound Volume	Total Volume	
00:00 - 00:14	0	0	0	0
00:15 - 00:29	0	0	0	0
00:30 - 00:44	1	1	2	2
00:45 - 00:59	0	0	0	0
01:00 - 01:14	1	1	2	2
01:15 - 01:29	0	0	0	0
01:30 - 01:44	1	0	1	1
01:45 - 01:59	3	0	3	3
02:00 - 02:14	0	0	0	0
02:15 - 02:29	1	0	1	1
02:30 - 02:44	1	0	1	1
02:45 - 02:59	0	0	0	0
03:00 - 03:14	0	0	0	0
03:15 - 03:29	0	0	0	0
03:30 - 03:44	0	0	0	0
03:45 - 03:59	0	0	0	0
04:00 - 04:14	3	0	3	3
04:15 - 04:29	0	0	0	0
04:30 - 04:44	0	0	0	0
04:45 - 04:59	1	1	2	2
05:00 - 05:14	1	1	2	2
05:15 - 05:29	1	0	1	1
05:30 - 05:44	2	0	2	2
05:45 - 05:59	2	1	3	3
06:00 - 06:14	2	2	4	4
06:15 - 06:29	0	3	3	3
06:30 - 06:44	3	3	6	6
06:45 - 06:59	5	6	11	11
07:00 - 07:14	4	6	10	10
07:15 - 07:29	3	10	13	13
07:30 - 07:44	4	10	14	14
07:45 - 07:59	11	18	29	29
08:00 - 08:14	12	11	23	23
08:15 - 08:29	16	13	29	29
08:30 - 08:44	3	22	25	25
08:45 - 08:59	7	8	15	15
09:00 - 09:14	6	10	16	16
09:15 - 09:29	4	4	8	8

09:30 - 09:44	3	4	7
09:45 - 09:59	5	7	12
10:00 - 10:14	5	7	12
10:15 - 10:29	4	8	12
10:30 - 10:44	4	3	7
10:45 - 10:59	3	3	6
11:00 - 11:14	4	3	7
11:15 - 11:29	9	4	13
11:30 - 11:44	5	3	8
11:45 - 11:59	4	3	7
12:00 - 12:14	4	2	6
12:15 - 12:29	2	5	7
12:30 - 12:44	10	8	18
12:45 - 12:59	5	4	9
13:00 - 13:14	2	11	13
13:15 - 13:29	3	7	10
13:30 - 13:44	6	8	14
13:45 - 13:59	7	7	14
14:00 - 14:14	5	3	8
14:15 - 14:29	4	7	11
14:30 - 14:44	14	11	25
14:45 - 14:59	7	12	19
15:00 - 15:14	10	4	14
15:15 - 15:29	11	3	14
15:30 - 15:44	10	9	19
15:45 - 15:59	12	10	22
16:00 - 16:14	13	6	19
16:15 - 16:29	17	7	24
16:30 - 16:44	18	3	21
16:45 - 16:59	12	4	16
17:00 - 17:14	10	4	14
17:15 - 17:29	12	9	21
17:30 - 17:44	20	4	24
17:45 - 17:59	14	5	19
18:00 - 18:14	10	7	17
18:15 - 18:29	14	12	26
18:30 - 18:44	9	8	17
18:45 - 18:59	6	7	13
19:00 - 19:14	7	3	10
19:15 - 19:29	14	6	20
19:30 - 19:44	3	6	9
19:45 - 19:59	11	1	12
20:00 - 20:14	8	5	13
20:15 - 20:29	5	8	13

20:30 - 20:44	2	5	7
20:45 - 20:59	9	5	14
21:00 - 21:14	6	7	13
21:15 - 21:29	2	1	3
21:30 - 21:44	2	3	5
21:45 - 21:59	5	5	10
22:00 - 22:14	1	3	4
22:15 - 22:29	4	0	4
22:30 - 22:44	6	0	6
22:45 - 22:59	9	2	11
23:00 - 23:14	4	1	5
23:15 - 23:29	0	2	2
23:30 - 23:44	2	1	3
23:45 - 23:59	1	1	2
Totals	512	428	940

AM Peak Time 07:34 - 08:33 07:45 - 08:44 07:45 - 08:44

AM Peak

Volume	44	64	106
--------	----	----	-----

PM Peak Time 15:36 - 16:35 12:54 - 13:53 15:36 - 16:35

PM Peak

Volume	62	34	94
--------	----	----	----





20:30 - 20:44	0	0	2	2	3	0	0	0	0	0	0	0	0	0	0	7
20:45 - 20:59	0	1	2	9	2	0	0	0	0	0	0	0	0	0	0	14
21:00 - 21:14	0	1	1	11	0	0	0	0	0	0	0	0	0	0	0	13
21:15 - 21:29	0	1	1	1	0	0	0	0	0	0	0	0	0	0	0	3
21:30 - 21:44	0	0	0	3	2	0	0	0	0	0	0	0	0	0	0	5
21:45 - 21:59	0	0	1	4	4	1	0	0	0	0	0	0	0	0	0	10
22:00 - 22:14	0	0	2	2	0	0	0	0	0	0	0	0	0	0	0	4
22:15 - 22:29	0	0	2	1	1	0	0	0	0	0	0	0	0	0	0	4
22:30 - 22:44	0	0	3	1	1	1	0	0	0	0	0	0	0	0	0	6
22:45 - 22:59	0	1	1	5	3	1	0	0	0	0	0	0	0	0	0	11
23:00 - 23:14	0	1	1	1	2	0	0	0	0	0	0	0	0	0	0	5
23:15 - 23:29	0	0	0	0	2	0	0	0	0	0	0	0	0	0	0	2
23:30 - 23:44	0	0	0	3	0	0	0	0	0	0	0	0	0	0	0	3
23:45 - 23:59	0	1	0	1	0	0	0	0	0	0	0	0	0	0	0	2
Totals	9	40	154	358	330	44	3	0	1	0	0	0	0	0	0	939
Percent of Total	1.0	4.3	16.4	38.1	35.1	4.7	0.3	0.0	0.1	0.0	0.0	0.0	0.0	0.0	0.0	100
Percent of AM	1.3	4.7	18.4	35.0	34.4	6.3	0.0	0.0	0.0	0.0	0.0	0.0	0.0	0.0	0.0	100
Percent of PM	0.8	4.0	15.3	39.7	35.5	3.9	0.5	0.0	0.2	0.0	0.0	0.0	0.0	0.0	0.0	100

Standard Deviation:	5.2 MPH	85th Percentile:	24.6 MPH
Mean Speed:	19.4 MPH	15th Percentile:	14.0 MPH
Median Speed:	19.7 MPH	90th Percentile:	25.3 MPH
Modal Speed:	18.5 MPH	95th Percentile:	26.1 MPH

Daily Vehicle Volume Report

Study Date: Thursday, 05/17/2018  
Unit ID: 0039  
Location: SW 13th Street, West of SW 13th Court

	Westbound Volume	Eastbound Volume	Total Volume	
00:00 - 00:14	2	0	0	2
00:15 - 00:29	3	1	1	4
00:30 - 00:44	0	0	0	0
00:45 - 00:59	1	1	1	2
01:00 - 01:14	1	0	0	1
01:15 - 01:29	1	2	2	3
01:30 - 01:44	0	1	1	1
01:45 - 01:59	0	0	0	0
02:00 - 02:14	0	0	0	0
02:15 - 02:29	0	0	0	0
02:30 - 02:44	1	0	0	1
02:45 - 02:59	0	1	1	1
03:00 - 03:14	2	0	0	2
03:15 - 03:29	0	0	0	0
03:30 - 03:44	1	0	0	1
03:45 - 03:59	1	1	1	2
04:00 - 04:14	0	0	0	0
04:15 - 04:29	0	0	0	0
04:30 - 04:44	3	0	0	3
04:45 - 04:59	2	1	1	3
05:00 - 05:14	1	0	0	1
05:15 - 05:29	0	0	0	0
05:30 - 05:44	3	1	1	4
05:45 - 05:59	2	4	4	6
06:00 - 06:14	5	7	7	12
06:15 - 06:29	7	0	0	7
06:30 - 06:44	11	9	9	20
06:45 - 06:59	9	14	14	23
07:00 - 07:14	9	8	8	17
07:15 - 07:29	5	17	17	22
07:30 - 07:44	13	19	19	32
07:45 - 07:59	17	35	35	52
08:00 - 08:14	29	34	34	63
08:15 - 08:29	27	26	26	53
08:30 - 08:44	17	36	36	53
08:45 - 08:59	14	27	27	41
09:00 - 09:14	19	14	14	33
09:15 - 09:29	14	23	23	37



09:30 - 09:44	10	17	27
09:45 - 09:59	9	13	22
10:00 - 10:14	12	12	24
10:15 - 10:29	14	5	19
10:30 - 10:44	15	9	24
10:45 - 10:59	8	10	18
11:00 - 11:14	14	17	31
11:15 - 11:29	10	12	22
11:30 - 11:44	15	6	21
11:45 - 11:59	16	13	29
12:00 - 12:14	16	18	34
12:15 - 12:29	15	16	31
12:30 - 12:44	18	10	28
12:45 - 12:59	14	10	24
13:00 - 13:14	13	8	21
13:15 - 13:29	16	12	28
13:30 - 13:44	10	15	25
13:45 - 13:59	19	11	30
14:00 - 14:14	20	10	30
14:15 - 14:29	10	13	23
14:30 - 14:44	16	19	35
14:45 - 14:59	27	28	55
15:00 - 15:14	38	14	52
15:15 - 15:29	46	22	68
15:30 - 15:44	35	11	46
15:45 - 15:59	38	14	52
16:00 - 16:14	42	14	56
16:15 - 16:29	41	11	52
16:30 - 16:44	46	11	57
16:45 - 16:59	52	10	62
17:00 - 17:14	34	9	43
17:15 - 17:29	53	16	69
17:30 - 17:44	83	12	95
17:45 - 17:59	57	15	72
18:00 - 18:14	37	22	59
18:15 - 18:29	25	13	38
18:30 - 18:44	30	13	43
18:45 - 18:59	12	7	19
19:00 - 19:14	17	14	31
19:15 - 19:29	11	13	24
19:30 - 19:44	17	6	23
19:45 - 19:59	13	9	22
20:00 - 20:14	15	11	26
20:15 - 20:29	9	4	13

20:30 - 20:44	9	3	12
20:45 - 20:59	8	5	13
21:00 - 21:14	10	5	15
21:15 - 21:29	8	1	9
21:30 - 21:44	8	3	11
21:45 - 21:59	3	5	8
22:00 - 22:14	13	6	19
22:15 - 22:29	2	5	7
22:30 - 22:44	8	3	11
22:45 - 22:59	4	4	8
23:00 - 23:14	4	1	5
23:15 - 23:29	2	1	3
23:30 - 23:44	5	2	7
23:45 - 23:59	2	0	2
Totals	1374	881	2255

AM Peak Time 07:36 - 08:35 07:48 - 08:47 07:46 - 08:45

AM Peak

Volume	93	133	222
--------	----	-----	-----

PM Peak Time 17:10 - 18:09 14:31 - 15:30 17:10 - 18:09

PM Peak

Volume	232	85	296
--------	-----	----	-----





20:30 - 20:44	0	0	0	3	6	3	0	0	0	0	0	0	0	0	0	12
20:45 - 20:59	0	1	1	6	5	0	0	0	0	0	0	0	0	0	0	13
21:00 - 21:14	0	0	1	4	9	1	0	0	0	0	0	0	0	0	0	15
21:15 - 21:29	0	0	1	2	4	1	1	0	0	0	0	0	0	0	0	9
21:30 - 21:44	0	0	2	1	4	3	1	0	0	0	0	0	0	0	0	11
21:45 - 21:59	0	1	0	4	2	1	0	0	0	0	0	0	0	0	0	8
22:00 - 22:14	0	0	0	3	12	4	0	0	0	0	0	0	0	0	0	19
22:15 - 22:29	0	0	0	3	1	3	0	0	0	0	0	0	0	0	0	7
22:30 - 22:44	0	0	2	2	3	4	0	0	0	0	0	0	0	0	0	11
22:45 - 22:59	0	0	1	1	6	0	0	0	0	0	0	0	0	0	0	8
23:00 - 23:14	0	0	1	0	3	1	0	0	0	0	0	0	0	0	0	5
23:15 - 23:29	0	0	0	1	1	1	0	0	0	0	0	0	0	0	0	3
23:30 - 23:44	0	0	0	3	2	1	1	0	0	0	0	0	0	0	0	7
23:45 - 23:59	0	0	0	0	1	1	0	0	0	0	0	0	0	0	0	2
Totals	3	32	137	565	###	384	41	3	0	0	0	0	0	0	0	2255
Percent of Total	0.1	1.4	6.1	25.1	48.3	17.0	1.8	0.1	0.0	0.0	0.0	0.0	0.0	0.0	0.0	100
Percent of AM	0.3	2.0	6.8	23.1	45.2	20.2	2.4	0.0	0.0	0.0	0.0	0.0	0.0	0.0	0.0	100
Percent of PM	0.1	1.1	5.7	26.0	49.9	15.5	1.5	0.2	0.0	0.0	0.0	0.0	0.0	0.0	0.0	100

Standard Deviation:	4.8 MPH	85th Percentile:	27.2 MPH
Mean Speed:	22.5 MPH	15th Percentile:	17.5 MPH
Median Speed:	22.8 MPH	90th Percentile:	28.6 MPH
Modal Speed:	23.5 MPH	95th Percentile:	30.1 MPH

Daily Vehicle Volume Report

Study Date: Thursday, 05/17/2018  
Unit ID: 0184  
Location: SW 14th Street, West of SW 13th Avenue

	Westbound Volume	Eastbound Volume	Total Volume	
00:00 - 00:14	0	0	1	1
00:15 - 00:29	0	0	0	0
00:30 - 00:44	0	0	0	0
00:45 - 00:59	0	0	0	0
01:00 - 01:14	0	0	0	0
01:15 - 01:29	1	0	1	2
01:30 - 01:44	1	0	0	1
01:45 - 01:59	0	0	0	0
02:00 - 02:14	1	0	0	1
02:15 - 02:29	0	0	0	0
02:30 - 02:44	0	0	0	0
02:45 - 02:59	1	0	0	1
03:00 - 03:14	0	0	0	0
03:15 - 03:29	0	0	0	0
03:30 - 03:44	0	0	0	0
03:45 - 03:59	0	0	0	0
04:00 - 04:14	0	0	0	0
04:15 - 04:29	0	0	0	0
04:30 - 04:44	1	0	1	2
04:45 - 04:59	0	0	0	0
05:00 - 05:14	0	0	0	0
05:15 - 05:29	0	0	0	0
05:30 - 05:44	0	0	0	0
05:45 - 05:59	1	2	3	4
06:00 - 06:14	1	0	0	1
06:15 - 06:29	1	0	1	2
06:30 - 06:44	3	0	2	5
06:45 - 06:59	2	0	1	3
07:00 - 07:14	3	0	3	6
07:15 - 07:29	1	4	5	6
07:30 - 07:44	2	3	5	7
07:45 - 07:59	3	6	9	12
08:00 - 08:14	9	0	8	17
08:15 - 08:29	3	0	2	5
08:30 - 08:44	2	3	5	7
08:45 - 08:59	3	1	4	7
09:00 - 09:14	3	3	6	9
09:15 - 09:29	3	0	1	4

09:30 - 09:44	3	4	7
09:45 - 09:59	3	3	6
10:00 - 10:14	3	2	5
10:15 - 10:29	4	2	6
10:30 - 10:44	1	0	1
10:45 - 10:59	2	2	4
11:00 - 11:14	3	1	4
11:15 - 11:29	3	1	4
11:30 - 11:44	0	4	4
11:45 - 11:59	0	1	1
12:00 - 12:14	8	0	8
12:15 - 12:29	7	3	10
12:30 - 12:44	1	2	3
12:45 - 12:59	4	1	5
13:00 - 13:14	2	1	3
13:15 - 13:29	0	1	1
13:30 - 13:44	6	2	8
13:45 - 13:59	4	2	6
14:00 - 14:14	3	2	5
14:15 - 14:29	4	0	4
14:30 - 14:44	3	5	8
14:45 - 14:59	7	2	9
15:00 - 15:14	6	3	9
15:15 - 15:29	8	3	11
15:30 - 15:44	4	5	9
15:45 - 15:59	4	2	6
16:00 - 16:14	5	7	12
16:15 - 16:29	2	1	3
16:30 - 16:44	6	3	9
16:45 - 16:59	2	1	3
17:00 - 17:14	4	4	8
17:15 - 17:29	8	2	10
17:30 - 17:44	13	1	14
17:45 - 17:59	12	2	14
18:00 - 18:14	1	0	1
18:15 - 18:29	3	5	8
18:30 - 18:44	5	2	7
18:45 - 18:59	3	0	3
19:00 - 19:14	4	4	8
19:15 - 19:29	4	2	6
19:30 - 19:44	5	2	7
19:45 - 19:59	2	2	4
20:00 - 20:14	2	1	3
20:15 - 20:29	1	3	4

20:30 - 20:44	2	0	2
20:45 - 20:59	1	2	3
21:00 - 21:14	5	0	5
21:15 - 21:29	3	2	5
21:30 - 21:44	1	0	1
21:45 - 21:59	1	0	1
22:00 - 22:14	0	2	2
22:15 - 22:29	2	1	3
22:30 - 22:44	0	0	0
22:45 - 22:59	1	0	1
23:00 - 23:14	1	1	2
23:15 - 23:29	0	0	0
23:30 - 23:44	1	1	2
23:45 - 23:59	0	0	0
Totals	238	163	401

AM Peak Time 07:35 - 08:34 07:15 - 08:14 07:16 - 08:15

AM Peak

Volume	18	27	43
--------	----	----	----

PM Peak Time 17:00 - 17:59 15:12 - 16:11 17:00 - 17:59

PM Peak

Volume	37	18	46
--------	----	----	----







20:30 - 20:44	0	0	1	1	0	0	0	0	0	0	0	0	0	0	0	2
20:45 - 20:59	0	0	0	1	2	0	0	0	0	0	0	0	0	0	0	3
21:00 - 21:14	0	0	1	2	1	1	0	0	0	0	0	0	0	0	0	5
21:15 - 21:29	0	0	2	3	0	0	0	0	0	0	0	0	0	0	0	5
21:30 - 21:44	0	0	0	1	0	0	0	0	0	0	0	0	0	0	0	1
21:45 - 21:59	0	0	0	1	0	0	0	0	0	0	0	0	0	0	0	1
22:00 - 22:14	0	0	1	0	1	0	0	0	0	0	0	0	0	0	0	2
22:15 - 22:29	0	1	1	0	1	0	0	0	0	0	0	0	0	0	0	3
22:30 - 22:44	0	0	0	0	0	0	0	0	0	0	0	0	0	0	0	0
22:45 - 22:59	0	0	0	1	0	0	0	0	0	0	0	0	0	0	0	1
23:00 - 23:14	0	0	0	0	1	1	0	0	0	0	0	0	0	0	0	2
23:15 - 23:29	0	0	0	0	0	0	0	0	0	0	0	0	0	0	0	0
23:30 - 23:44	0	0	0	0	2	0	0	0	0	0	0	0	0	0	0	2
23:45 - 23:59	0	0	0	0	0	0	0	0	0	0	0	0	0	0	0	0
Totals	3	25	65	142	143	19	4	0	0	0	0	0	0	0	0	401
Percent of Total	0.7	6.2	16.2	35.4	35.7	4.7	1.0	0.0	0.0	0.0	0.0	0.0	0.0	0.0	0.0	100
Percent of AM	2.1	7.6	15.9	32.4	35.2	6.2	0.7	0.0	0.0	0.0	0.0	0.0	0.0	0.0	0.0	100
Percent of PM	0.0	5.5	16.4	37.1	35.9	3.9	1.2	0.0	0.0	0.0	0.0	0.0	0.0	0.0	0.0	100

Standard Deviation:	5.4 MPH	85th Percentile:	24.7 MPH
Mean Speed:	19.4 MPH	15th Percentile:	13.4 MPH
Median Speed:	19.8 MPH	90th Percentile:	25.4 MPH
Modal Speed:	23.5 MPH	95th Percentile:	26.6 MPH

Daily Vehicle Volume Report

Study Date: Thursday, 05/17/2018  
Unit ID: 0188  
Location: SW 15th Street, West of SW 13th Avenue

	Westbound Volume	Eastbound Volume	Total Volume	
00:00 - 00:14	1	1	2	3
00:15 - 00:29	2	0	0	2
00:30 - 00:44	0	0	0	0
00:45 - 00:59	0	0	0	0
01:00 - 01:14	0	0	0	0
01:15 - 01:29	1	1	1	2
01:30 - 01:44	0	0	0	0
01:45 - 01:59	0	0	0	0
02:00 - 02:14	0	0	0	0
02:15 - 02:29	1	0	0	1
02:30 - 02:44	0	0	0	0
02:45 - 02:59	0	0	0	0
03:00 - 03:14	0	0	0	0
03:15 - 03:29	0	0	0	0
03:30 - 03:44	0	0	0	0
03:45 - 03:59	0	0	0	0
04:00 - 04:14	0	0	0	0
04:15 - 04:29	0	0	0	0
04:30 - 04:44	0	0	0	0
04:45 - 04:59	0	0	0	0
05:00 - 05:14	0	0	0	0
05:15 - 05:29	0	0	0	0
05:30 - 05:44	0	1	1	1
05:45 - 05:59	1	1	1	2
06:00 - 06:14	0	0	0	0
06:15 - 06:29	1	1	1	2
06:30 - 06:44	2	0	0	2
06:45 - 06:59	0	1	1	1
07:00 - 07:14	5	2	7	12
07:15 - 07:29	3	2	5	8
07:30 - 07:44	4	1	5	9
07:45 - 07:59	1	11	12	13
08:00 - 08:14	1	7	8	9
08:15 - 08:29	4	8	12	16
08:30 - 08:44	6	5	11	17
08:45 - 08:59	3	4	7	10
09:00 - 09:14	0	0	0	0
09:15 - 09:29	2	2	4	6

09:30 - 09:44	0	8	8
09:45 - 09:59	3	2	5
10:00 - 10:14	4	6	10
10:15 - 10:29	0	2	2
10:30 - 10:44	3	3	6
10:45 - 10:59	4	4	8
11:00 - 11:14	3	3	6
11:15 - 11:29	1	4	5
11:30 - 11:44	1	1	2
11:45 - 11:59	0	4	4
12:00 - 12:14	6	5	11
12:15 - 12:29	2	1	3
12:30 - 12:44	4	4	8
12:45 - 12:59	1	2	3
13:00 - 13:14	2	2	4
13:15 - 13:29	0	1	1
13:30 - 13:44	3	3	6
13:45 - 13:59	0	4	4
14:00 - 14:14	0	0	0
14:15 - 14:29	1	2	3
14:30 - 14:44	1	4	5
14:45 - 14:59	1	6	7
15:00 - 15:14	4	3	7
15:15 - 15:29	1	3	4
15:30 - 15:44	3	1	4
15:45 - 15:59	4	1	5
16:00 - 16:14	6	3	9
16:15 - 16:29	5	2	7
16:30 - 16:44	2	3	5
16:45 - 16:59	2	3	5
17:00 - 17:14	3	6	9
17:15 - 17:29	9	2	11
17:30 - 17:44	2	1	3
17:45 - 17:59	8	3	11
18:00 - 18:14	3	0	3
18:15 - 18:29	5	2	7
18:30 - 18:44	4	0	4
18:45 - 18:59	3	1	4
19:00 - 19:14	0	5	5
19:15 - 19:29	1	2	3
19:30 - 19:44	1	1	2
19:45 - 19:59	2	2	4
20:00 - 20:14	2	1	3
20:15 - 20:29	2	0	2

20:30 - 20:44	0	0	0
20:45 - 20:59	0	1	1
21:00 - 21:14	0	0	0
21:15 - 21:29	0	1	1
21:30 - 21:44	0	0	0
21:45 - 21:59	1	0	1
22:00 - 22:14	0	1	1
22:15 - 22:29	2	0	2
22:30 - 22:44	1	0	1
22:45 - 22:59	1	0	1
23:00 - 23:14	1	0	1
23:15 - 23:29	0	0	0
23:30 - 23:44	0	0	0
23:45 - 23:59	1	1	2
Totals	157	198	355

AM Peak Time 07:59 - 08:58 07:51 - 08:50 07:51 - 08:50

AM Peak

Volume	14	46	59
--------	----	----	----

PM Peak Time 16:53 - 17:52 14:16 - 15:15 16:56 - 17:55

PM Peak

Volume	23	16	34
--------	----	----	----







20:30 - 20:44	0	0	0	0	0	0	0	0	0	0	0	0	0	0	0	0
20:45 - 20:59	0	0	0	0	1	0	0	0	0	0	0	0	0	0	0	1
21:00 - 21:14	0	0	0	0	0	0	0	0	0	0	0	0	0	0	0	0
21:15 - 21:29	0	0	0	1	0	0	0	0	0	0	0	0	0	0	0	1
21:30 - 21:44	0	0	0	0	0	0	0	0	0	0	0	0	0	0	0	0
21:45 - 21:59	0	0	0	1	0	0	0	0	0	0	0	0	0	0	0	1
22:00 - 22:14	0	0	0	1	0	0	0	0	0	0	0	0	0	0	0	1
22:15 - 22:29	0	0	0	1	1	0	0	0	0	0	0	0	0	0	0	2
22:30 - 22:44	0	0	0	0	1	0	0	0	0	0	0	0	0	0	0	1
22:45 - 22:59	0	0	0	0	1	0	0	0	0	0	0	0	0	0	0	1
23:00 - 23:14	0	0	0	0	1	0	0	0	0	0	0	0	0	0	0	1
23:15 - 23:29	0	0	0	0	0	0	0	0	0	0	0	0	0	0	0	0
23:30 - 23:44	0	0	0	0	0	0	0	0	0	0	0	0	0	0	0	0
23:45 - 23:59	0	0	0	0	1	1	0	0	0	0	0	0	0	0	0	2
Totals	1	10	39	78	133	79	14	1	0	0	0	0	0	0	0	355
Percent of Total	0.3	2.8	11.0	22.0	37.5	22.3	3.9	0.3	0.0	0.0	0.0	0.0	0.0	0.0	0.0	100
Percent of AM	0.6	5.2	17.4	20.9	30.2	19.2	5.8	0.6	0.0	0.0	0.0	0.0	0.0	0.0	0.0	100
Percent of PM	0.0	0.5	4.9	23.0	44.3	25.1	2.2	0.0	0.0	0.0	0.0	0.0	0.0	0.0	0.0	100

Standard Deviation:	5.9 MPH	85th Percentile:	28.5 MPH
Mean Speed:	22.4 MPH	15th Percentile:	16.2 MPH
Median Speed:	22.8 MPH	90th Percentile:	29.7 MPH
Modal Speed:	23.5 MPH	95th Percentile:	30.8 MPH

Daily Vehicle Volume Report

Study Date: Thursday, 05/24/2018  
Unit ID: 0171  
Location: SW 16th Street, West of SW 13th Avenue

	Westbound Volume	Eastbound Volume	Total Volume	
00:00 - 00:14	0	0	1	1
00:15 - 00:29	2	0	0	2
00:30 - 00:44	0	0	2	2
00:45 - 00:59	0	0	0	0
01:00 - 01:14	0	0	0	0
01:15 - 01:29	3	0	2	5
01:30 - 01:44	0	0	0	0
01:45 - 01:59	0	0	0	0
02:00 - 02:14	0	0	0	0
02:15 - 02:29	0	0	0	0
02:30 - 02:44	0	0	0	0
02:45 - 02:59	1	0	0	1
03:00 - 03:14	0	0	0	0
03:15 - 03:29	0	0	0	0
03:30 - 03:44	0	0	0	0
03:45 - 03:59	0	0	0	0
04:00 - 04:14	0	0	0	0
04:15 - 04:29	0	0	0	0
04:30 - 04:44	0	0	0	0
04:45 - 04:59	0	0	0	0
05:00 - 05:14	0	0	0	0
05:15 - 05:29	0	0	1	1
05:30 - 05:44	2	0	0	2
05:45 - 05:59	2	0	3	5
06:00 - 06:14	1	0	1	2
06:15 - 06:29	2	0	3	5
06:30 - 06:44	2	0	8	10
06:45 - 06:59	3	0	9	12
07:00 - 07:14	2	0	7	9
07:15 - 07:29	6	0	20	26
07:30 - 07:44	5	0	35	40
07:45 - 07:59	13	0	39	52
08:00 - 08:14	17	0	29	46
08:15 - 08:29	6	0	27	33
08:30 - 08:44	8	0	39	47
08:45 - 08:59	14	0	31	45
09:00 - 09:14	10	0	22	32
09:15 - 09:29	7	0	13	20

09:30 - 09:44	3	22	25
09:45 - 09:59	5	19	24
10:00 - 10:14	7	12	19
10:15 - 10:29	6	7	13
10:30 - 10:44	5	9	14
10:45 - 10:59	5	12	17
11:00 - 11:14	2	12	14
11:15 - 11:29	3	8	11
11:30 - 11:44	5	14	19
11:45 - 11:59	8	9	17
12:00 - 12:14	6	11	17
12:15 - 12:29	11	9	20
12:30 - 12:44	6	16	22
12:45 - 12:59	5	11	16
13:00 - 13:14	10	4	14
13:15 - 13:29	2	7	9
13:30 - 13:44	3	6	9
13:45 - 13:59	5	16	21
14:00 - 14:14	3	13	16
14:15 - 14:29	10	9	19
14:30 - 14:44	11	16	27
14:45 - 14:59	4	18	22
15:00 - 15:14	15	13	28
15:15 - 15:29	18	12	30
15:30 - 15:44	18	14	32
15:45 - 15:59	15	15	30
16:00 - 16:14	27	15	42
16:15 - 16:29	19	15	34
16:30 - 16:44	17	11	28
16:45 - 16:59	12	9	21
17:00 - 17:14	17	13	30
17:15 - 17:29	28	22	50
17:30 - 17:44	24	17	41
17:45 - 17:59	18	19	37
18:00 - 18:14	24	19	43
18:15 - 18:29	12	11	23
18:30 - 18:44	13	8	21
18:45 - 18:59	14	13	27
19:00 - 19:14	9	8	17
19:15 - 19:29	10	13	23
19:30 - 19:44	5	9	14
19:45 - 19:59	4	5	9
20:00 - 20:14	7	5	12
20:15 - 20:29	7	4	11

20:30 - 20:44	3	4	7
20:45 - 20:59	1	7	8
21:00 - 21:14	6	1	7
21:15 - 21:29	6	4	10
21:30 - 21:44	2	3	5
21:45 - 21:59	1	3	4
22:00 - 22:14	2	6	8
22:15 - 22:29	1	4	5
22:30 - 22:44	2	4	6
22:45 - 22:59	0	2	2
23:00 - 23:14	1	1	2
23:15 - 23:29	2	1	3
23:30 - 23:44	1	0	1
23:45 - 23:59	1	1	2
Totals	593	863	1456

AM Peak Time 07:54 - 08:53 07:41 - 08:40 07:47 - 08:46

AM Peak

Volume	50	135	182
--------	----	-----	-----

PM Peak Time 17:15 - 18:14 17:10 - 18:09 17:15 - 18:14

PM Peak

Volume	94	77	171
--------	----	----	-----





20:30 - 20:44	0	0	0	2	4	1	0	0	0	0	0	0	0	0	0	7
20:45 - 20:59	0	0	1	0	5	2	0	0	0	0	0	0	0	0	0	8
21:00 - 21:14	0	0	0	2	1	4	0	0	0	0	0	0	0	0	0	7
21:15 - 21:29	0	0	0	0	5	3	2	0	0	0	0	0	0	0	0	10
21:30 - 21:44	0	1	0	0	1	3	0	0	0	0	0	0	0	0	0	5
21:45 - 21:59	0	0	0	2	1	0	0	1	0	0	0	0	0	0	0	4
22:00 - 22:14	0	0	0	2	2	2	2	0	0	0	0	0	0	0	0	8
22:15 - 22:29	0	0	0	0	0	5	0	0	0	0	0	0	0	0	0	5
22:30 - 22:44	0	0	0	2	2	0	2	0	0	0	0	0	0	0	0	6
22:45 - 22:59	0	0	0	0	1	0	1	0	0	0	0	0	0	0	0	2
23:00 - 23:14	0	0	0	1	0	1	0	0	0	0	0	0	0	0	0	2
23:15 - 23:29	0	0	1	0	2	0	0	0	0	0	0	0	0	0	0	3
23:30 - 23:44	0	0	0	0	1	0	0	0	0	0	0	0	0	0	0	1
23:45 - 23:59	0	0	0	0	1	1	0	0	0	0	0	0	0	0	0	2
Totals	4	37	68	239	600	398	104	6	0	0	0	0	0	0	0	1456
Percent of Total	0.3	2.5	4.7	16.4	41.2	27.3	7.1	0.4	0.0	0.0	0.0	0.0	0.0	0.0	0.0	100
Percent of AM	0.5	2.3	5.3	15.2	40.1	28.7	7.5	0.4	0.0	0.0	0.0	0.0	0.0	0.0	0.0	100
Percent of PM	0.1	2.7	4.3	17.2	41.9	26.4	6.9	0.5	0.0	0.0	0.0	0.0	0.0	0.0	0.0	100

Standard Deviation:	5.7 MPH	85th Percentile:	29.6 MPH
Mean Speed:	23.9 MPH	15th Percentile:	18.3 MPH
Median Speed:	24.2 MPH	90th Percentile:	30.5 MPH
Modal Speed:	23.5 MPH	95th Percentile:	32.8 MPH

Daily Vehicle Volume Report

Study Date: Thursday, 05/24/2018  
Unit ID: 0216  
Location: SW 17th Terrace, West of SW 13th Avenue

	Westbound Volume	Eastbound Volume	Total Volume	
00:00 - 00:14	0	0	0	0
00:15 - 00:29	0	0	0	0
00:30 - 00:44	0	0	0	0
00:45 - 00:59	0	0	0	0
01:00 - 01:14	0	0	0	0
01:15 - 01:29	0	0	0	0
01:30 - 01:44	0	0	0	0
01:45 - 01:59	0	0	0	0
02:00 - 02:14	1	0	0	1
02:15 - 02:29	0	0	0	0
02:30 - 02:44	0	0	0	0
02:45 - 02:59	0	0	0	0
03:00 - 03:14	0	0	0	0
03:15 - 03:29	0	0	0	0
03:30 - 03:44	0	0	0	0
03:45 - 03:59	0	0	0	0
04:00 - 04:14	0	0	0	0
04:15 - 04:29	0	0	0	0
04:30 - 04:44	0	0	0	0
04:45 - 04:59	0	0	0	0
05:00 - 05:14	0	2	2	2
05:15 - 05:29	0	0	0	0
05:30 - 05:44	1	0	0	1
05:45 - 05:59	0	2	2	2
06:00 - 06:14	0	1	1	1
06:15 - 06:29	2	0	0	2
06:30 - 06:44	0	1	1	1
06:45 - 06:59	2	4	4	6
07:00 - 07:14	6	4	4	10
07:15 - 07:29	1	5	5	6
07:30 - 07:44	4	15	15	19
07:45 - 07:59	10	12	12	22
08:00 - 08:14	8	9	9	17
08:15 - 08:29	10	10	10	20
08:30 - 08:44	8	11	11	19
08:45 - 08:59	9	7	7	16
09:00 - 09:14	1	7	7	8
09:15 - 09:29	2	8	8	10



09:30 - 09:44	1	2	3
09:45 - 09:59	4	3	7
10:00 - 10:14	2	1	3
10:15 - 10:29	2	1	3
10:30 - 10:44	1	3	4
10:45 - 10:59	3	3	6
11:00 - 11:14	2	0	2
11:15 - 11:29	2	0	2
11:30 - 11:44	3	2	5
11:45 - 11:59	5	1	6
12:00 - 12:14	2	2	4
12:15 - 12:29	4	2	6
12:30 - 12:44	1	3	4
12:45 - 12:59	4	3	7
13:00 - 13:14	2	1	3
13:15 - 13:29	7	4	11
13:30 - 13:44	2	5	7
13:45 - 13:59	7	2	9
14:00 - 14:14	3	1	4
14:15 - 14:29	2	4	6
14:30 - 14:44	5	3	8
14:45 - 14:59	3	5	8
15:00 - 15:14	13	10	23
15:15 - 15:29	8	6	14
15:30 - 15:44	8	3	11
15:45 - 15:59	5	2	7
16:00 - 16:14	6	5	11
16:15 - 16:29	8	4	12
16:30 - 16:44	4	1	5
16:45 - 16:59	3	2	5
17:00 - 17:14	13	5	18
17:15 - 17:29	11	7	18
17:30 - 17:44	1	3	4
17:45 - 17:59	9	4	13
18:00 - 18:14	6	10	16
18:15 - 18:29	5	2	7
18:30 - 18:44	5	3	8
18:45 - 18:59	8	1	9
19:00 - 19:14	8	1	9
19:15 - 19:29	3	0	3
19:30 - 19:44	2	1	3
19:45 - 19:59	3	2	5
20:00 - 20:14	3	4	7
20:15 - 20:29	1	2	3

20:30 - 20:44	1	4	5
20:45 - 20:59	3	1	4
21:00 - 21:14	2	2	4
21:15 - 21:29	2	0	2
21:30 - 21:44	2	0	2
21:45 - 21:59	1	1	2
22:00 - 22:14	0	1	1
22:15 - 22:29	1	1	2
22:30 - 22:44	0	2	2
22:45 - 22:59	0	2	2
23:00 - 23:14	1	0	1
23:15 - 23:29	1	1	2
23:30 - 23:44	0	0	0
23:45 - 23:59	1	0	1
Totals	280	242	522

AM Peak Time 07:58 - 08:57 07:33 - 08:32 07:33 - 08:32

AM Peak

Volume	39	48	82
--------	----	----	----

PM Peak Time 14:56 - 15:55 14:39 - 15:38 17:03 - 18:02

PM Peak

Volume	35	26	58
--------	----	----	----





20:30 - 20:44	0	0	0	1	1	2	1	0	0	0	0	0	0	0	0	5
20:45 - 20:59	0	0	0	1	3	0	0	0	0	0	0	0	0	0	0	4
21:00 - 21:14	0	0	1	2	1	0	0	0	0	0	0	0	0	0	0	4
21:15 - 21:29	0	0	0	1	0	1	0	0	0	0	0	0	0	0	0	2
21:30 - 21:44	0	0	0	0	1	1	0	0	0	0	0	0	0	0	0	2
21:45 - 21:59	0	0	0	1	1	0	0	0	0	0	0	0	0	0	0	2
22:00 - 22:14	0	0	0	0	1	0	0	0	0	0	0	0	0	0	0	1
22:15 - 22:29	0	0	0	0	1	0	1	0	0	0	0	0	0	0	0	2
22:30 - 22:44	0	0	1	0	1	0	0	0	0	0	0	0	0	0	0	2
22:45 - 22:59	0	0	0	1	0	1	0	0	0	0	0	0	0	0	0	2
23:00 - 23:14	0	0	0	0	1	0	0	0	0	0	0	0	0	0	0	1
23:15 - 23:29	0	0	1	0	1	0	0	0	0	0	0	0	0	0	0	2
23:30 - 23:44	0	0	0	0	0	0	0	0	0	0	0	0	0	0	0	0
23:45 - 23:59	0	0	0	0	0	0	0	0	1	0	0	0	0	0	0	1
Totals	0	8	30	67	201	152	54	8	2	0	0	0	0	0	0	522
Percent of Total	0.0	1.5	5.7	12.8	38.5	29.1	10.3	1.5	0.4	0.0	0.0	0.0	0.0	0.0	0.0	100
Percent of AM	0.0	0.5	6.4	12.3	37.7	29.9	10.8	2.0	0.5	0.0	0.0	0.0	0.0	0.0	0.0	100
Percent of PM	0.0	2.2	5.3	13.2	39.0	28.6	10.1	1.3	0.3	0.0	0.0	0.0	0.0	0.0	0.0	100

Standard Deviation:	5.9 MPH	85th Percentile:	30.5 MPH
Mean Speed:	24.8 MPH	15th Percentile:	19.0 MPH
Median Speed:	24.9 MPH	90th Percentile:	32.0 MPH
Modal Speed:	23.5 MPH	95th Percentile:	34.5 MPH

Daily Vehicle Volume Report

Study Date: Thursday, 05/24/2018  
Unit ID: 0218  
Location: SW 18th Street, West of SW 13th Avenue

	Westbound Volume	Eastbound Volume	Total Volume	
00:00 - 00:14	0	0	0	0
00:15 - 00:29	1	0	0	1
00:30 - 00:44	1	1	1	2
00:45 - 00:59	0	0	0	0
01:00 - 01:14	0	0	0	0
01:15 - 01:29	0	1	1	1
01:30 - 01:44	1	0	0	1
01:45 - 01:59	0	0	0	0
02:00 - 02:14	1	0	0	1
02:15 - 02:29	0	0	0	0
02:30 - 02:44	2	0	0	2
02:45 - 02:59	0	0	0	0
03:00 - 03:14	0	1	1	1
03:15 - 03:29	0	0	0	0
03:30 - 03:44	0	0	0	0
03:45 - 03:59	0	0	0	0
04:00 - 04:14	0	0	0	0
04:15 - 04:29	2	0	0	2
04:30 - 04:44	0	0	0	0
04:45 - 04:59	2	0	0	2
05:00 - 05:14	0	0	0	0
05:15 - 05:29	0	0	0	0
05:30 - 05:44	0	0	0	0
05:45 - 05:59	1	0	0	1
06:00 - 06:14	0	0	0	0
06:15 - 06:29	3	1	1	4
06:30 - 06:44	0	0	0	0
06:45 - 06:59	1	1	1	2
07:00 - 07:14	5	0	0	5
07:15 - 07:29	7	10	10	17
07:30 - 07:44	11	5	5	16
07:45 - 07:59	15	12	12	27
08:00 - 08:14	25	18	18	43
08:15 - 08:29	23	24	24	47
08:30 - 08:44	17	25	25	42
08:45 - 08:59	10	12	12	22
09:00 - 09:14	8	8	8	16
09:15 - 09:29	4	6	6	10

09:30 - 09:44	4	5	9
09:45 - 09:59	3	2	5
10:00 - 10:14	5	4	9
10:15 - 10:29	5	0	5
10:30 - 10:44	2	3	5
10:45 - 10:59	5	1	6
11:00 - 11:14	2	1	3
11:15 - 11:29	4	2	6
11:30 - 11:44	6	5	11
11:45 - 11:59	2	2	4
12:00 - 12:14	11	4	15
12:15 - 12:29	3	3	6
12:30 - 12:44	6	0	6
12:45 - 12:59	9	2	11
13:00 - 13:14	5	5	10
13:15 - 13:29	5	4	9
13:30 - 13:44	11	7	18
13:45 - 13:59	9	7	16
14:00 - 14:14	7	2	9
14:15 - 14:29	7	6	13
14:30 - 14:44	8	10	18
14:45 - 14:59	10	12	22
15:00 - 15:14	28	15	43
15:15 - 15:29	29	9	38
15:30 - 15:44	17	3	20
15:45 - 15:59	13	4	17
16:00 - 16:14	13	4	17
16:15 - 16:29	17	5	22
16:30 - 16:44	11	6	17
16:45 - 16:59	15	6	21
17:00 - 17:14	18	5	23
17:15 - 17:29	25	6	31
17:30 - 17:44	28	4	32
17:45 - 17:59	32	5	37
18:00 - 18:14	25	8	33
18:15 - 18:29	12	4	16
18:30 - 18:44	16	6	22
18:45 - 18:59	8	4	12
19:00 - 19:14	4	8	12
19:15 - 19:29	8	5	13
19:30 - 19:44	6	3	9
19:45 - 19:59	7	3	10
20:00 - 20:14	6	3	9
20:15 - 20:29	5	2	7

20:30 - 20:44	5	2	7
20:45 - 20:59	5	2	7
21:00 - 21:14	2	2	4
21:15 - 21:29	1	0	1
21:30 - 21:44	5	0	5
21:45 - 21:59	3	0	3
22:00 - 22:14	4	0	4
22:15 - 22:29	0	0	0
22:30 - 22:44	2	3	5
22:45 - 22:59	2	1	3
23:00 - 23:14	0	0	0
23:15 - 23:29	1	1	2
23:30 - 23:44	1	2	3
23:45 - 23:59	1	1	2
Totals	644	344	988

AM Peak Time 07:37 - 08:36 07:43 - 08:42 07:43 - 08:42

AM Peak

Volume	83	79	160
--------	----	----	-----

PM Peak Time 17:18 - 18:17 14:31 - 15:30 17:18 - 18:17

PM Peak

Volume	112	47	135
--------	-----	----	-----







20:30 - 20:44	1	1	0	2	2	1	0	0	0	0	0	0	0	0	0	7
20:45 - 20:59	0	0	0	4	2	1	0	0	0	0	0	0	0	0	0	7
21:00 - 21:14	0	0	1	1	1	1	0	0	0	0	0	0	0	0	0	4
21:15 - 21:29	0	0	0	0	0	0	1	0	0	0	0	0	0	0	0	1
21:30 - 21:44	0	0	2	1	2	0	0	0	0	0	0	0	0	0	0	5
21:45 - 21:59	0	0	0	0	3	0	0	0	0	0	0	0	0	0	0	3
22:00 - 22:14	0	0	1	0	2	0	1	0	0	0	0	0	0	0	0	4
22:15 - 22:29	0	0	0	0	0	0	0	0	0	0	0	0	0	0	0	0
22:30 - 22:44	0	0	0	4	1	0	0	0	0	0	0	0	0	0	0	5
22:45 - 22:59	0	0	0	0	3	0	0	0	0	0	0	0	0	0	0	3
23:00 - 23:14	0	0	0	0	0	0	0	0	0	0	0	0	0	0	0	0
23:15 - 23:29	0	0	0	1	1	0	0	0	0	0	0	0	0	0	0	2
23:30 - 23:44	0	0	0	1	1	1	0	0	0	0	0	0	0	0	0	3
23:45 - 23:59	0	0	0	1	1	0	0	0	0	0	0	0	0	0	0	2
Totals	9	20	64	218	427	211	34	4	0	0	0	1	0	0	0	988
Percent of Total	0.9	2.0	6.5	22.1	43.2	21.4	3.4	0.4	0.0	0.0	0.0	0.1	0.0	0.0	0.0	100
Percent of AM	1.8	3.7	6.1	26.5	43.9	15.2	2.4	0.0	0.0	0.0	0.0	0.3	0.0	0.0	0.0	100
Percent of PM	0.5	1.2	6.7	19.8	42.9	24.4	3.9	0.6	0.0	0.0	0.0	0.0	0.0	0.0	0.0	100

Standard Deviation:	5.7 MPH	85th Percentile:	28.4 MPH
Mean Speed:	22.8 MPH	15th Percentile:	17.3 MPH
Median Speed:	23.1 MPH	90th Percentile:	29.6 MPH
Modal Speed:	23.5 MPH	95th Percentile:	30.7 MPH

Study Date: Thursday, 07/12/2018

Daily Vehicle Volume Report

Unit ID: 0059  
SW 20th Street West of 13rd court

	Westbound Volume	Eastbound Volume	Total Volume	
00:00 - 00:14	0	0	0	0
00:15 - 00:29	1	0	0	1
00:30 - 00:44	0	0	0	0
00:45 - 00:59	2	0	0	2
01:00 - 01:14	0	0	0	0
01:15 - 01:29	1	0	0	1
01:30 - 01:44	0	0	0	0
01:45 - 01:59	0	1	1	1
02:00 - 02:14	0	1	1	1
02:15 - 02:29	0	1	1	1
02:30 - 02:44	0	0	0	0
02:45 - 02:59	0	0	0	0
03:00 - 03:14	0	0	0	0
03:15 - 03:29	0	0	0	0
03:30 - 03:44	0	0	0	0
03:45 - 03:59	0	0	0	0
04:00 - 04:14	0	0	0	0
04:15 - 04:29	0	0	0	0
04:30 - 04:44	0	0	0	0
04:45 - 04:59	1	0	0	1
05:00 - 05:14	1	0	0	1
05:15 - 05:29	0	0	0	0
05:30 - 05:44	5	2	2	7
05:45 - 05:59	2	1	1	3
06:00 - 06:14	1	1	1	2
06:15 - 06:29	1	1	1	2
06:30 - 06:44	1	3	3	4
06:45 - 06:59	2	5	5	7
07:00 - 07:14	3	1	1	4
07:15 - 07:29	0	2	2	2
07:30 - 07:44	1	7	7	8
07:45 - 07:59	5	3	3	8
08:00 - 08:14	3	5	5	8
08:15 - 08:29	13	7	7	20
08:30 - 08:44	5	8	8	13

08:45 - 08:59	6	10	16
09:00 - 09:14	9	7	16
09:15 - 09:29	8	5	13
09:30 - 09:44	10	7	17
09:45 - 09:59	7	4	11
10:00 - 10:14	6	2	8
10:15 - 10:29	7	2	9
10:30 - 10:44	9	6	15
10:45 - 10:59	11	4	15
11:00 - 11:14	6	5	11
11:15 - 11:29	5	6	11
11:30 - 11:44	11	3	14
11:45 - 11:59	9	5	14
12:00 - 12:14	4	6	10
12:15 - 12:29	16	3	19
12:30 - 12:44	11	2	13
12:45 - 12:59	10	7	17
13:00 - 13:14	11	8	19
13:15 - 13:29	5	6	11
13:30 - 13:44	10	4	14
13:45 - 13:59	11	6	17
14:00 - 14:14	5	3	8
14:15 - 14:29	9	4	13
14:30 - 14:44	9	3	12
14:45 - 14:59	8	1	9
15:00 - 15:14	8	7	15
15:15 - 15:29	17	5	22
15:30 - 15:44	10	4	14
15:45 - 15:59	24	4	28
16:00 - 16:14	11	5	16
16:15 - 16:29	19	8	27
16:30 - 16:44	35	4	39
16:45 - 16:59	37	6	43
17:00 - 17:14	40	3	43
17:15 - 17:29	52	4	56
17:30 - 17:44	71	7	78
17:45 - 17:59	50	9	59
18:00 - 18:14	31	7	38
18:15 - 18:29	29	8	37
18:30 - 18:44	23	3	26
18:45 - 18:59	17	6	23
19:00 - 19:14	13	2	15
19:15 - 19:29	10	4	14
19:30 - 19:44	5	2	7

19:45 - 19:59	9	8	17
20:00 - 20:14	9	2	11
20:15 - 20:29	10	9	19
20:30 - 20:44	4	3	7
20:45 - 20:59	6	2	8
21:00 - 21:14	5	5	10
21:15 - 21:29	4	4	8
21:30 - 21:44	3	1	4
21:45 - 21:59	1	0	1
22:00 - 22:14	4	3	7
22:15 - 22:29	0	0	0
22:30 - 22:44	3	1	4
22:45 - 22:59	3	1	4
23:00 - 23:14	1	0	1
23:15 - 23:29	2	1	3
23:30 - 23:44	2	0	2
23:45 - 23:59	0	1	1
Totals	829	307	1136
AM Peak Time	08:17 - 09:16	08:11 - 09:10	08:11 - 09:10
AM Peak Volume	37	34	69
PM Peak Time	17:04 - 18:03	17:30 - 18:29	17:04 - 18:03
PM Peak Volume	221	31	248



22:00 - 22:14	0	0	2	1	3	1	0	0	0	0	0	0	0	0	0	7
22:15 - 22:29	0	0	0	0	0	0	0	0	0	0	0	0	0	0	0	0
22:30 - 22:44	0	0	0	0	3	1	0	0	0	0	0	0	0	0	0	4
22:45 - 22:59	0	0	0	0	3	1	0	0	0	0	0	0	0	0	0	4
23:00 - 23:14	0	0	0	0	1	0	0	0	0	0	0	0	0	0	0	1
23:15 - 23:29	0	0	0	1	1	1	0	0	0	0	0	0	0	0	0	3
23:30 - 23:44	0	0	0	0	1	1	0	0	0	0	0	0	0	0	0	2
23:45 - 23:59	0	0	0	0	1	0	0	0	0	0	0	0	0	0	0	1
<b>Totals</b>	<b>0</b>	<b>5</b>	<b>50</b>	<b>210</b>	<b>461</b>	<b>329</b>	<b>71</b>	<b>9</b>	<b>1</b>	<b>0</b>	<b>0</b>	<b>0</b>	<b>0</b>	<b>0</b>	<b>0</b>	<b>1136</b>
<b>Percent of Total</b>	<b>0.0</b>	<b>0.4</b>	<b>4.4</b>	<b>18.5</b>	<b>40.6</b>	<b>29.0</b>	<b>6.3</b>	<b>0.8</b>	<b>0.1</b>	<b>0.0</b>	<b>0.0</b>	<b>0.0</b>	<b>0.0</b>	<b>0.0</b>	<b>0.0</b>	<b>100</b>
<b>Percent of AM</b>	<b>0.0</b>	<b>0.7</b>	<b>8.2</b>	<b>24.3</b>	<b>39.3</b>	<b>20.6</b>	<b>4.9</b>	<b>1.5</b>	<b>0.4</b>	<b>0.0</b>	<b>0.0</b>	<b>0.0</b>	<b>0.0</b>	<b>0.0</b>	<b>0.0</b>	<b>100</b>
<b>Percent of PM</b>	<b>0.0</b>	<b>0.3</b>	<b>3.2</b>	<b>16.7</b>	<b>41.0</b>	<b>31.5</b>	<b>6.7</b>	<b>0.6</b>	<b>0.0</b>	<b>0.0</b>	<b>0.0</b>	<b>0.0</b>	<b>0.0</b>	<b>0.0</b>	<b>0.0</b>	<b>100</b>

### Daily Total Speeds (MPH)

Study Date: Thursday, 07/12/2018

Unit ID:

0059

Location: SW 20th Street West of 13rd court

Standard Deviation: 5.2 MPH Ten Mile Pace: 21 to 30 MPH 85th Percentil 29.6 MPH

Mean Speed: 24.3 MPH Percent in Ten 169.5% 15th Percentil 18.7 MPH

Median Speed: 24.3 MPH 90th Percentil 30.5 MPH

Modal Speed: 23.5 MPH 95th Percentil 32.7 MPH



Daily Vehicle Volume

Study Date: Thursday, 05/31/2018  
Unit ID: 0035  
Location: SW 13th Avenue, South of SW 10th Street

	Southbound Volume	Northbound Volume	Total Volume
00:00 - 00:14	1	2	3
00:15 - 00:29	5	7	12
00:30 - 00:44	1	4	5
00:45 - 00:59	2	5	7
01:00 - 01:14	3	0	3
01:15 - 01:29	1	3	4
01:30 - 01:44	4	1	5
01:45 - 01:59	0	0	0
02:00 - 02:14	1	3	4
02:15 - 02:29	5	5	10
02:30 - 02:44	0	1	1
02:45 - 02:59	0	1	1
03:00 - 03:14	1	3	4
03:15 - 03:29	0	2	2
03:30 - 03:44	0	1	1
03:45 - 03:59	2	1	3
04:00 - 04:14	0	1	1
04:15 - 04:29	0	3	3
04:30 - 04:44	0	0	0
04:45 - 04:59	1	0	1
05:00 - 05:14	0	0	0
05:15 - 05:29	0	2	2
05:30 - 05:44	4	3	7
05:45 - 05:59	1	3	4
06:00 - 06:14	3	7	10
06:15 - 06:29	8	3	11
06:30 - 06:44	3	4	7
06:45 - 06:59	3	7	10
07:00 - 07:14	8	10	18
07:15 - 07:29	12	7	19
07:30 - 07:44	18	14	32
07:45 - 07:59	21	17	38
08:00 - 08:14	22	16	38
08:15 - 08:29	20	25	45
08:30 - 08:44	19	20	39
08:45 - 08:59	8	19	27
09:00 - 09:14	16	11	27
09:15 - 09:29	8	14	22

09:30 - 09:44	9	30	39
09:45 - 09:59	13	13	26
10:00 - 10:14	7	7	14
10:15 - 10:29	6	12	18
10:30 - 10:44	7	8	15
10:45 - 10:59	8	13	21
11:00 - 11:14	12	10	22
11:15 - 11:29	16	10	26
11:30 - 11:44	10	10	20
11:45 - 11:59	8	10	18
12:00 - 12:14	12	11	23
12:15 - 12:29	16	16	32
12:30 - 12:44	18	14	32
12:45 - 12:59	15	16	31
13:00 - 13:14	12	12	24
13:15 - 13:29	9	19	28
13:30 - 13:44	16	16	32
13:45 - 13:59	13	22	35
14:00 - 14:14	10	11	21
14:15 - 14:29	6	14	20
14:30 - 14:44	20	16	36
14:45 - 14:59	19	16	35
15:00 - 15:14	13	21	34
15:15 - 15:29	17	25	42
15:30 - 15:44	15	12	27
15:45 - 15:59	10	16	26
16:00 - 16:14	15	21	36
16:15 - 16:29	11	19	30
16:30 - 16:44	13	23	36
16:45 - 16:59	13	10	23
17:00 - 17:14	16	28	44
17:15 - 17:29	11	18	29
17:30 - 17:44	19	22	41
17:45 - 17:59	20	29	49
18:00 - 18:14	4	19	23
18:15 - 18:29	11	21	32
18:30 - 18:44	11	18	29
18:45 - 18:59	16	21	37
19:00 - 19:14	7	20	27
19:15 - 19:29	8	11	19
19:30 - 19:44	8	12	20
19:45 - 19:59	8	9	17
20:00 - 20:14	9	17	26
20:15 - 20:29	7	6	13
20:30 - 20:44	5	11	16
20:45 - 20:59	3	9	12

21:00 - 21:14	6	12	18
21:15 - 21:29	4	10	14
21:30 - 21:44	12	12	24
21:45 - 21:59	5	7	12
22:00 - 22:14	6	11	17
22:15 - 22:29	3	6	9
22:30 - 22:44	4	6	10
22:45 - 22:59	2	3	5
23:00 - 23:14	5	4	9
23:15 - 23:29	3	5	8
23:30 - 23:44	5	3	8
23:45 - 23:59	3	6	9
Totals	791	1034	1825
AM Peak Time	07:37 - 08:36	07:40 - 08:39	07:40 - 08:39
AM Peak Volume	84	81	164
PM Peak Time	14:34 - 15:33	17:01 - 18:00	16:59 - 17:58
PM Peak Volume	73	100	165





21:00 - 21:14	0	0	1	6	8	3	0	0	0	0	0	0	0	0	0	18
21:15 - 21:29	0	0	0	5	8	1	0	0	0	0	0	0	0	0	0	14
21:30 - 21:44	0	0	1	8	12	2	1	0	0	0	0	0	0	0	0	24
21:45 - 21:59	0	1	1	3	7	0	0	0	0	0	0	0	0	0	0	12
22:00 - 22:14	0	0	1	4	11	1	0	0	0	0	0	0	0	0	0	17
22:15 - 22:29	0	0	0	7	1	1	0	0	0	0	0	0	0	0	0	9
22:30 - 22:44	0	0	0	3	5	2	0	0	0	0	0	0	0	0	0	10
22:45 - 22:59	0	0	1	0	4	0	0	0	0	0	0	0	0	0	0	5
23:00 - 23:14	0	0	2	1	5	0	1	0	0	0	0	0	0	0	0	9
23:15 - 23:29	0	0	0	3	3	1	1	0	0	0	0	0	0	0	0	8
23:30 - 23:44	0	0	0	3	5	0	0	0	0	0	0	0	0	0	0	8
23:45 - 23:59	0	0	1	2	5	0	1	0	0	0	0	0	0	0	0	9
Totals	1	25	123	413	877	306	67	10	1	2	0	0	0	0	0	1825
Percent of Total	0.1	1.4	6.7	22.6	48.1	16.8	3.7	0.5	0.1	0.1	0.0	0.0	0.0	0.0	0.0	100
Percent of AM	0.2	1.9	7.9	24.8	42.8	17.2	4.2	0.9	0.0	0.2	0.0	0.0	0.0	0.0	0.0	100
Percent of PM	0.0	1.1	6.1	21.4	50.9	16.5	3.4	0.3	0.1	0.1	0.0	0.0	0.0	0.0	0.0	100

Standard Deviation:	5.2 MPH	85th Percentile:	27.8 MPH
Mean Speed:	22.8 MPH	15th Percentile:	17.5 MPH
Median Speed:	23.0 MPH	90th Percentile:	29.3 MPH
Modal Speed:	23.5 MPH	95th Percentile:	30.8 MPH

Daily Vehicle Volume Report

Study Date: Thursday, 05/17/2018  
Unit ID: 0032  
Location: SW 13th Avenue, South of SW 14th Street

	Southbound Volume	Northbound Volume	Total Volume	
00:00 - 00:14	5	0	5	5
00:15 - 00:29	5	1	6	6
00:30 - 00:44	0	1	1	1
00:45 - 00:59	3	2	5	5
01:00 - 01:14	1	3	4	4
01:15 - 01:29	1	2	3	3
01:30 - 01:44	5	1	6	6
01:45 - 01:59	0	1	1	1
02:00 - 02:14	1	2	3	3
02:15 - 02:29	1	1	2	2
02:30 - 02:44	1	2	3	3
02:45 - 02:59	0	1	1	1
03:00 - 03:14	1	0	1	1
03:15 - 03:29	0	0	0	0
03:30 - 03:44	2	2	4	4
03:45 - 03:59	1	0	1	1
04:00 - 04:14	1	0	1	1
04:15 - 04:29	2	1	3	3
04:30 - 04:44	0	2	2	2
04:45 - 04:59	0	4	4	4
05:00 - 05:14	2	0	2	2
05:15 - 05:29	0	0	0	0
05:30 - 05:44	2	7	9	9
05:45 - 05:59	6	2	8	8
06:00 - 06:14	4	5	9	9
06:15 - 06:29	5	9	14	14
06:30 - 06:44	10	6	16	16
06:45 - 06:59	6	5	11	11
07:00 - 07:14	15	11	26	26
07:15 - 07:29	22	11	33	33
07:30 - 07:44	21	22	43	43
07:45 - 07:59	40	21	61	61
08:00 - 08:14	43	43	86	86
08:15 - 08:29	48	40	88	88
08:30 - 08:44	24	32	56	56
08:45 - 08:59	17	15	32	32
09:00 - 09:14	16	13	29	29
09:15 - 09:29	15	15	30	30

09:30 - 09:44	19	16	35
09:45 - 09:59	9	17	26
10:00 - 10:14	22	14	36
10:15 - 10:29	7	16	23
10:30 - 10:44	9	19	28
10:45 - 10:59	12	15	27
11:00 - 11:14	13	17	30
11:15 - 11:29	9	19	28
11:30 - 11:44	14	12	26
11:45 - 11:59	22	14	36
12:00 - 12:14	10	10	20
12:15 - 12:29	17	12	29
12:30 - 12:44	20	19	39
12:45 - 12:59	13	17	30
13:00 - 13:14	12	5	17
13:15 - 13:29	12	11	23
13:30 - 13:44	11	13	24
13:45 - 13:59	14	30	44
14:00 - 14:14	11	14	25
14:15 - 14:29	21	19	40
14:30 - 14:44	21	20	41
14:45 - 14:59	34	15	49
15:00 - 15:14	38	46	84
15:15 - 15:29	25	56	81
15:30 - 15:44	17	21	38
15:45 - 15:59	18	27	45
16:00 - 16:14	23	23	46
16:15 - 16:29	17	21	38
16:30 - 16:44	24	37	61
16:45 - 16:59	21	23	44
17:00 - 17:14	18	29	47
17:15 - 17:29	21	29	50
17:30 - 17:44	27	46	73
17:45 - 17:59	27	36	63
18:00 - 18:14	16	18	34
18:15 - 18:29	18	23	41
18:30 - 18:44	15	24	39
18:45 - 18:59	17	18	35
19:00 - 19:14	13	13	26
19:15 - 19:29	11	18	29
19:30 - 19:44	15	12	27
19:45 - 19:59	13	21	34
20:00 - 20:14	12	14	26
20:15 - 20:29	12	11	23



20:30 - 20:44	12	11	23
20:45 - 20:59	11	11	22
21:00 - 21:14	7	16	23
21:15 - 21:29	12	12	24
21:30 - 21:44	6	10	16
21:45 - 21:59	9	8	17
22:00 - 22:14	7	14	21
22:15 - 22:29	7	10	17
22:30 - 22:44	6	10	16
22:45 - 22:59	2	4	6
23:00 - 23:14	8	8	16
23:15 - 23:29	2	4	6
23:30 - 23:44	4	3	7
23:45 - 23:59	3	4	7
Totals	1172	1318	2490

AM Peak Time 07:38 - 08:37 07:49 - 08:48 07:37 - 08:36

AM Peak

Volume	157	140	293
--------	-----	-----	-----

PM Peak Time 14:33 - 15:32 15:02 - 16:01 14:32 - 15:31

PM Peak

Volume	120	152	259
--------	-----	-----	-----

Daily Total Speeds (MPH)

Study Date: Thursday, 05/17/2018

Unit ID: 0032

Location: SW 13th Avenue, South of SW 14th Street

	1-5	6-10	11-15	16-20	21-25	26-30	31-35	36-40	41-45	46-50	51-55	56-60	61-65	66-70	71-99	Total
00:00 - 00:14	0	0	1	1	2	1	0	0	0	0	0	0	0	0	0	5
00:15 - 00:29	0	0	0	1	1	2	2	0	0	0	0	0	0	0	0	6
00:30 - 00:44	0	0	0	0	0	0	1	0	0	0	0	0	0	0	0	1
00:45 - 00:59	0	0	1	0	2	0	2	0	0	0	0	0	0	0	0	5
01:00 - 01:14	0	0	0	1	2	1	0	0	0	0	0	0	0	0	0	4
01:15 - 01:29	0	0	0	0	0	1	2	0	0	0	0	0	0	0	0	3
01:30 - 01:44	0	0	0	1	1	2	2	0	0	0	0	0	0	0	0	6
01:45 - 01:59	0	0	0	0	0	0	1	0	0	0	0	0	0	0	0	1
02:00 - 02:14	0	0	0	0	0	2	1	0	0	0	0	0	0	0	0	3
02:15 - 02:29	0	0	1	0	1	0	0	0	0	0	0	0	0	0	0	2
02:30 - 02:44	0	0	0	0	1	2	0	0	0	0	0	0	0	0	0	3
02:45 - 02:59	0	0	0	0	0	1	0	0	0	0	0	0	0	0	0	1
03:00 - 03:14	0	0	0	0	0	0	1	0	0	0	0	0	0	0	0	1
03:15 - 03:29	0	0	0	0	0	0	0	0	0	0	0	0	0	0	0	0
03:30 - 03:44	0	0	0	0	1	0	2	1	0	0	0	0	0	0	0	4
03:45 - 03:59	0	0	0	0	0	0	0	0	1	0	0	0	0	0	0	1
04:00 - 04:14	0	0	0	0	1	0	0	0	0	0	0	0	0	0	0	1
04:15 - 04:29	0	0	0	0	0	0	2	1	0	0	0	0	0	0	0	3
04:30 - 04:44	0	0	0	0	0	1	1	0	0	0	0	0	0	0	0	2
04:45 - 04:59	0	0	1	0	0	1	0	2	0	0	0	0	0	0	0	4
05:00 - 05:14	1	0	0	0	0	0	1	0	0	0	0	0	0	0	0	2
05:15 - 05:29	0	0	0	0	0	0	0	0	0	0	0	0	0	0	0	0
05:30 - 05:44	0	1	1	0	2	1	2	2	0	0	0	0	0	0	0	9
05:45 - 05:59	0	0	1	3	0	2	1	1	0	0	0	0	0	0	0	8
06:00 - 06:14	0	0	0	0	3	3	1	2	0	0	0	0	0	0	0	9
06:15 - 06:29	0	0	1	2	4	4	3	0	0	0	0	0	0	0	0	14
06:30 - 06:44	0	0	1	4	2	4	3	1	1	0	0	0	0	0	0	16
06:45 - 06:59	0	0	2	1	3	1	3	1	0	0	0	0	0	0	0	11
07:00 - 07:14	0	1	1	2	5	6	9	2	0	0	0	0	0	0	0	26
07:15 - 07:29	0	1	1	1	8	14	6	2	0	0	0	0	0	0	0	33
07:30 - 07:44	0	1	1	6	3	22	8	1	1	0	0	0	0	0	0	43
07:45 - 07:59	0	0	4	6	24	19	7	0	1	0	0	0	0	0	0	61
08:00 - 08:14	0	0	4	10	27	30	11	2	2	0	0	0	0	0	0	86
08:15 - 08:29	0	0	5	8	28	32	13	1	0	1	0	0	0	0	0	88
08:30 - 08:44	0	1	6	3	13	19	12	2	0	0	0	0	0	0	0	56
08:45 - 08:59	0	0	6	2	7	6	7	3	1	0	0	0	0	0	0	32
09:00 - 09:14	0	0	2	1	6	13	5	2	0	0	0	0	0	0	0	29
09:15 - 09:29	1	1	2	3	7	8	7	0	0	1	0	0	0	0	0	30



20:30 - 20:44	0	0	0	0	4	13	5	1	0	0	0	0	0	0	0	23
20:45 - 20:59	0	0	0	1	4	8	7	2	0	0	0	0	0	0	0	22
21:00 - 21:14	0	1	1	1	8	6	4	1	1	0	0	0	0	0	0	23
21:15 - 21:29	0	0	0	2	6	10	4	1	1	0	0	0	0	0	0	24
21:30 - 21:44	0	0	0	0	2	9	2	3	0	0	0	0	0	0	0	16
21:45 - 21:59	0	1	0	2	3	4	5	2	0	0	0	0	0	0	0	17
22:00 - 22:14	0	0	1	2	4	11	3	0	0	0	0	0	0	0	0	21
22:15 - 22:29	0	0	0	1	3	8	4	0	0	1	0	0	0	0	0	17
22:30 - 22:44	0	0	2	1	3	7	2	1	0	0	0	0	0	0	0	16
22:45 - 22:59	0	0	0	0	3	2	1	0	0	0	0	0	0	0	0	6
23:00 - 23:14	0	0	0	0	6	5	3	1	1	0	0	0	0	0	0	16
23:15 - 23:29	0	1	0	0	1	3	1	0	0	0	0	0	0	0	0	6
23:30 - 23:44	0	0	0	0	4	2	1	0	0	0	0	0	0	0	0	7
23:45 - 23:59	0	0	0	0	3	3	0	0	1	0	0	0	0	0	0	7
Totals	4	37	144	237	609	853	456	120	24	6	0	0	0	0	0	2490
Percent of Total	0.2	1.5	5.8	9.5	24.5	34.3	18.3	4.8	1.0	0.2	0.0	0.0	0.0	0.0	0.0	100
Percent of AM	0.3	1.7	7.2	9.1	25.1	31.5	18.7	5.3	0.9	0.2	0.0	0.0	0.0	0.0	0.0	100
Percent of PM	0.1	1.4	5.0	9.8	24.1	35.8	18.1	4.5	1.0	0.3	0.0	0.0	0.0	0.0	0.0	100

Standard Deviation:	6.9 MPH	85th Percentile:	33.5 MPH
Mean Speed:	26.7 MPH	15th Percentile:	20.0 MPH
Median Speed:	27.3 MPH	90th Percentile:	34.9 MPH
Modal Speed:	28.5 MPH	95th Percentile:	37.0 MPH

Daily Vehicle Volume Report

Study Date: Thursday, 05/17/2018  
Unit ID: 0031  
Location: SW 13th Avenue, South of SW 17th Street

	Southbound Volume	Northbound Volume	Total Volume	
00:00 - 00:14	1	1	2	3
00:15 - 00:29	2	2	2	4
00:30 - 00:44	0	3	3	3
00:45 - 00:59	1	2	2	3
01:00 - 01:14	2	4	4	6
01:15 - 01:29	1	2	2	3
01:30 - 01:44	4	3	3	7
01:45 - 01:59	0	1	1	1
02:00 - 02:14	0	2	2	2
02:15 - 02:29	0	1	1	1
02:30 - 02:44	0	1	1	1
02:45 - 02:59	0	1	1	1
03:00 - 03:14	1	0	0	1
03:15 - 03:29	0	0	0	0
03:30 - 03:44	2	2	2	4
03:45 - 03:59	1	1	1	2
04:00 - 04:14	1	1	1	2
04:15 - 04:29	1	0	0	1
04:30 - 04:44	1	2	2	3
04:45 - 04:59	0	1	1	1
05:00 - 05:14	2	0	0	2
05:15 - 05:29	2	0	0	2
05:30 - 05:44	1	5	5	6
05:45 - 05:59	5	2	2	7
06:00 - 06:14	10	6	6	16
06:15 - 06:29	2	8	8	10
06:30 - 06:44	11	2	2	13
06:45 - 06:59	6	4	4	10
07:00 - 07:14	16	12	12	28
07:15 - 07:29	20	14	14	34
07:30 - 07:44	24	15	15	39
07:45 - 07:59	36	21	21	57
08:00 - 08:14	41	37	37	78
08:15 - 08:29	42	38	38	80
08:30 - 08:44	20	35	35	55
08:45 - 08:59	14	12	12	26
09:00 - 09:14	18	22	22	40
09:15 - 09:29	10	16	16	26

09:30 - 09:44	18	16	34
09:45 - 09:59	10	18	28
10:00 - 10:14	23	10	33
10:15 - 10:29	13	12	25
10:30 - 10:44	9	22	31
10:45 - 10:59	12	13	25
11:00 - 11:14	11	18	29
11:15 - 11:29	11	19	30
11:30 - 11:44	16	8	24
11:45 - 11:59	22	11	33
12:00 - 12:14	7	14	21
12:15 - 12:29	15	14	29
12:30 - 12:44	17	15	32
12:45 - 12:59	8	13	21
13:00 - 13:14	9	5	14
13:15 - 13:29	8	13	21
13:30 - 13:44	12	16	28
13:45 - 13:59	15	27	42
14:00 - 14:14	13	19	32
14:15 - 14:29	23	20	43
14:30 - 14:44	23	13	36
14:45 - 14:59	35	12	47
15:00 - 15:14	38	55	93
15:15 - 15:29	20	53	73
15:30 - 15:44	19	25	44
15:45 - 15:59	17	26	43
16:00 - 16:14	17	19	36
16:15 - 16:29	24	27	51
16:30 - 16:44	24	34	58
16:45 - 16:59	20	26	46
17:00 - 17:14	20	35	55
17:15 - 17:29	17	31	48
17:30 - 17:44	38	48	86
17:45 - 17:59	30	39	69
18:00 - 18:14	17	22	39
18:15 - 18:29	18	26	44
18:30 - 18:44	16	27	43
18:45 - 18:59	17	14	31
19:00 - 19:14	16	15	31
19:15 - 19:29	9	19	28
19:30 - 19:44	18	15	33
19:45 - 19:59	9	18	27
20:00 - 20:14	11	19	30
20:15 - 20:29	10	18	28

20:30 - 20:44	18	15	33
20:45 - 20:59	13	10	23
21:00 - 21:14	11	16	27
21:15 - 21:29	9	12	21
21:30 - 21:44	7	14	21
21:45 - 21:59	11	8	19
22:00 - 22:14	3	17	20
22:15 - 22:29	6	11	17
22:30 - 22:44	8	12	20
22:45 - 22:59	1	5	6
23:00 - 23:14	6	10	16
23:15 - 23:29	3	5	8
23:30 - 23:44	4	2	6
23:45 - 23:59	1	3	4
Totals	1154	1359	2513

AM Peak Time 07:28 - 08:27 07:52 - 08:51 07:44 - 08:43

AM Peak

Volume	147	134	271
--------	-----	-----	-----

PM Peak Time 14:24 - 15:23 15:00 - 15:59 14:46 - 15:45

PM Peak

Volume	122	159	261
--------	-----	-----	-----







20:30 - 20:44	0	0	0	2	11	13	5	2	0	0	0	0	0	0	0	33
20:45 - 20:59	0	0	0	0	6	8	6	3	0	0	0	0	0	0	0	23
21:00 - 21:14	0	0	0	3	7	7	5	4	1	0	0	0	0	0	0	27
21:15 - 21:29	0	0	1	0	4	7	7	1	1	0	0	0	0	0	0	21
21:30 - 21:44	0	1	0	0	5	8	6	1	0	0	0	0	0	0	0	21
21:45 - 21:59	0	0	1	0	7	7	3	1	0	0	0	0	0	0	0	19
22:00 - 22:14	0	0	0	0	5	9	4	2	0	0	0	0	0	0	0	20
22:15 - 22:29	0	0	0	5	0	7	3	2	0	0	0	0	0	0	0	17
22:30 - 22:44	0	3	0	2	9	2	4	0	0	0	0	0	0	0	0	20
22:45 - 22:59	0	0	0	0	1	3	2	0	0	0	0	0	0	0	0	6
23:00 - 23:14	0	1	2	1	4	6	1	1	0	0	0	0	0	0	0	16
23:15 - 23:29	0	1	0	1	0	4	2	0	0	0	0	0	0	0	0	8
23:30 - 23:44	0	0	0	1	1	3	0	1	0	0	0	0	0	0	0	6
23:45 - 23:59	0	0	0	0	0	1	2	1	0	0	0	0	0	0	0	4
Totals	3	16	58	233	755	838	451	134	22	3	0	0	0	0	0	2513
Percent of Total	0.1	0.6	2.3	9.3	30.0	33.3	17.9	5.3	0.9	0.1	0.0	0.0	0.0	0.0	0.0	100
Percent of AM	0.0	0.3	2.0	7.7	32.2	32.6	18.3	5.7	1.1	0.0	0.0	0.0	0.0	0.0	0.0	100
Percent of PM	0.2	0.8	2.5	10.1	28.9	33.7	17.8	5.1	0.7	0.2	0.0	0.0	0.0	0.0	0.0	100

Standard Deviation:	6.1 MPH	85th Percentile:	33.6 MPH
Mean Speed:	27.2 MPH	15th Percentile:	21.4 MPH
Median Speed:	27.1 MPH	90th Percentile:	35.0 MPH
Modal Speed:	28.5 MPH	95th Percentile:	37.2 MPH

Daily Vehicle Volume Report

Study Date: Thursday, 05/17/2018  
Unit ID: 0040  
Location: SW 13th Avenue, South of SW 21st Street

	Southbound Volume	Northbound Volume	Total Volume	
00:00 - 00:14	4	1	5	9
00:15 - 00:29	2	2	4	4
00:30 - 00:44	1	2	3	4
00:45 - 00:59	2	2	4	4
01:00 - 01:14	6	3	9	9
01:15 - 01:29	1	1	2	2
01:30 - 01:44	4	2	6	6
01:45 - 01:59	2	2	4	4
02:00 - 02:14	2	0	2	2
02:15 - 02:29	0	2	2	2
02:30 - 02:44	0	2	2	2
02:45 - 02:59	1	1	2	2
03:00 - 03:14	1	0	1	1
03:15 - 03:29	0	0	0	0
03:30 - 03:44	5	0	5	5
03:45 - 03:59	1	1	2	2
04:00 - 04:14	1	0	1	1
04:15 - 04:29	3	0	3	3
04:30 - 04:44	2	2	4	4
04:45 - 04:59	3	2	5	5
05:00 - 05:14	3	0	3	3
05:15 - 05:29	4	2	6	6
05:30 - 05:44	3	4	7	7
05:45 - 05:59	12	1	13	13
06:00 - 06:14	16	7	23	23
06:15 - 06:29	9	10	19	19
06:30 - 06:44	24	2	26	26
06:45 - 06:59	23	4	27	27
07:00 - 07:14	40	13	53	53
07:15 - 07:29	28	18	46	46
07:30 - 07:44	48	24	72	72
07:45 - 07:59	46	43	89	89
08:00 - 08:14	58	47	105	105
08:15 - 08:29	64	50	114	114
08:30 - 08:44	67	27	94	94
08:45 - 08:59	46	30	76	76
09:00 - 09:14	53	24	77	77
09:15 - 09:29	47	16	63	63

09:30 - 09:44	47	18	65
09:45 - 09:59	29	21	50
10:00 - 10:14	29	13	42
10:15 - 10:29	33	17	50
10:30 - 10:44	25	23	48
10:45 - 10:59	31	24	55
11:00 - 11:14	24	19	43
11:15 - 11:29	26	22	48
11:30 - 11:44	33	18	51
11:45 - 11:59	46	20	66
12:00 - 12:14	32	17	49
12:15 - 12:29	18	18	36
12:30 - 12:44	41	23	64
12:45 - 12:59	35	17	52
13:00 - 13:14	26	12	38
13:15 - 13:29	16	32	48
13:30 - 13:44	21	22	43
13:45 - 13:59	31	43	74
14:00 - 14:14	23	24	47
14:15 - 14:29	35	37	72
14:30 - 14:44	25	40	65
14:45 - 14:59	25	57	82
15:00 - 15:14	65	45	110
15:15 - 15:29	66	39	105
15:30 - 15:44	57	31	88
15:45 - 15:59	26	36	62
16:00 - 16:14	49	23	72
16:15 - 16:29	52	34	86
16:30 - 16:44	51	46	97
16:45 - 16:59	41	35	76
17:00 - 17:14	38	48	86
17:15 - 17:29	61	38	99
17:30 - 17:44	57	54	111
17:45 - 17:59	46	47	93
18:00 - 18:14	47	29	76
18:15 - 18:29	37	40	77
18:30 - 18:44	31	35	66
18:45 - 18:59	28	25	53
19:00 - 19:14	37	30	67
19:15 - 19:29	30	28	58
19:30 - 19:44	31	21	52
19:45 - 19:59	30	25	55
20:00 - 20:14	21	21	42
20:15 - 20:29	25	23	48

20:30 - 20:44	24	19	43
20:45 - 20:59	24	14	38
21:00 - 21:14	21	20	41
21:15 - 21:29	17	22	39
21:30 - 21:44	15	15	30
21:45 - 21:59	17	13	30
22:00 - 22:14	12	16	28
22:15 - 22:29	13	8	21
22:30 - 22:44	8	16	24
22:45 - 22:59	1	4	5
23:00 - 23:14	9	6	15
23:15 - 23:29	7	7	14
23:30 - 23:44	4	1	5
23:45 - 23:59	3	1	4
Totals	2384	1804	4188

AM Peak Time 07:42 - 08:41 07:37 - 08:36 07:42 - 08:41

AM Peak

Volume	239	173	409
--------	-----	-----	-----

PM Peak Time 15:07 - 16:06 14:24 - 15:23 16:59 - 17:58

PM Peak

Volume	225	187	393
--------	-----	-----	-----

M:\Kimley Horn\Stations (Miami Dade)\PDF Reports\0196.tvp Page 2





20:30 - 20:44	0	0	0	1	26	11	4	1	0	0	0	0	0	0	0	43
20:45 - 20:59	0	0	1	6	19	10	2	0	0	0	0	0	0	0	0	38
21:00 - 21:14	0	1	3	3	17	10	6	0	1	0	0	0	0	0	0	41
21:15 - 21:29	0	2	1	5	16	11	4	0	0	0	0	0	0	0	0	39
21:30 - 21:44	0	0	1	6	8	11	4	0	0	0	0	0	0	0	0	30
21:45 - 21:59	0	1	0	3	11	6	9	0	0	0	0	0	0	0	0	30
22:00 - 22:14	0	0	0	3	9	12	4	0	0	0	0	0	0	0	0	28
22:15 - 22:29	0	0	2	1	4	12	2	0	0	0	0	0	0	0	0	21
22:30 - 22:44	0	0	0	4	10	9	1	0	0	0	0	0	0	0	0	24
22:45 - 22:59	0	0	1	0	2	1	1	0	0	0	0	0	0	0	0	5
23:00 - 23:14	0	1	2	2	2	6	2	0	0	0	0	0	0	0	0	15
23:15 - 23:29	0	0	1	2	5	4	2	0	0	0	0	0	0	0	0	14
23:30 - 23:44	0	0	0	0	1	2	2	0	0	0	0	0	0	0	0	5
23:45 - 23:59	0	0	0	1	2	1	0	0	0	0	0	0	0	0	0	4
Totals	3	73	227	924	1642	967	316	30	6	0	0	0	0	0	0	4188
Percent of Total	0.1	1.7	5.4	22.1	39.2	23.1	7.5	0.7	0.1	0.0	0.0	0.0	0.0	0.0	0.0	100
Percent of AM	0.1	1.7	5.5	22.2	38.3	23.4	7.7	0.7	0.1	0.0	0.0	0.0	0.0	0.0	0.0	100
Percent of PM	0.0	1.7	5.4	22.0	39.7	22.9	7.4	0.7	0.1	0.0	0.0	0.0	0.0	0.0	0.0	100

Standard Deviation:	5.7 MPH	85th Percentile:	29.6 MPH
Mean Speed:	23.6 MPH	15th Percentile:	17.8 MPH
Median Speed:	23.6 MPH	90th Percentile:	30.7 MPH
Modal Speed:	23.5 MPH	95th Percentile:	33.2 MPH



Daily Vehicle Volume Report

Study Date: Thursday, 05/10/2018  
Unit ID: 0184  
Location: SW 10th Street, West of SW 12th Avenue

	Westbound Volume	Eastbound Volume	Total Volume	
00:00 - 00:14	5	1	6	
00:15 - 00:29	4	0	4	
00:30 - 00:44	5	1	6	
00:45 - 00:59	4	1	5	
01:00 - 01:14	8	0	8	
01:15 - 01:29	4	0	4	
01:30 - 01:44	1	0	1	
01:45 - 01:59	1	0	1	
02:00 - 02:14	7	0	7	
02:15 - 02:29	9	0	9	
02:30 - 02:44	6	1	7	
02:45 - 02:59	4	0	4	
03:00 - 03:14	4	0	4	
03:15 - 03:29	6	0	6	
03:30 - 03:44	1	0	1	
03:45 - 03:59	2	1	3	
04:00 - 04:14	3	0	3	
04:15 - 04:29	7	1	8	
04:30 - 04:44	3	1	4	
04:45 - 04:59	5	0	5	
05:00 - 05:14	3	0	3	
05:15 - 05:29	5	0	5	
05:30 - 05:44	4	2	6	
05:45 - 05:59	3	1	4	
06:00 - 06:14	8	2	10	
06:15 - 06:29	5	7	12	
06:30 - 06:44	5	7	12	
06:45 - 06:59	14	15	29	
07:00 - 07:14	14	11	25	
07:15 - 07:29	13	22	35	
07:30 - 07:44	8	24	32	
07:45 - 07:59	16	28	44	
08:00 - 08:14	14	20	34	
08:15 - 08:29	10	21	31	
08:30 - 08:44	6	22	28	
08:45 - 08:59	9	17	26	
09:00 - 09:14	15	8	23	
09:15 - 09:29	12	9	21	

09:30 - 09:44	12	3	15
09:45 - 09:59	13	6	19
10:00 - 10:14	9	7	16
10:15 - 10:29	10	7	17
10:30 - 10:44	9	9	18
10:45 - 10:59	10	3	13
11:00 - 11:14	14	6	20
11:15 - 11:29	21	4	25
11:30 - 11:44	13	7	20
11:45 - 11:59	14	11	25
12:00 - 12:14	8	5	13
12:15 - 12:29	24	4	28
12:30 - 12:44	12	13	25
12:45 - 12:59	11	14	25
13:00 - 13:14	20	8	28
13:15 - 13:29	19	9	28
13:30 - 13:44	12	10	22
13:45 - 13:59	15	6	21
14:00 - 14:14	20	12	32
14:15 - 14:29	21	18	39
14:30 - 14:44	20	20	40
14:45 - 14:59	19	15	34
15:00 - 15:14	17	12	29
15:15 - 15:29	12	10	22
15:30 - 15:44	29	8	37
15:45 - 15:59	25	15	40
16:00 - 16:14	38	10	48
16:15 - 16:29	29	7	36
16:30 - 16:44	28	16	44
16:45 - 16:59	41	8	49
17:00 - 17:14	41	10	51
17:15 - 17:29	49	5	54
17:30 - 17:44	37	7	44
17:45 - 17:59	46	10	56
18:00 - 18:14	41	8	49
18:15 - 18:29	26	7	33
18:30 - 18:44	25	13	38
18:45 - 18:59	28	12	40
19:00 - 19:14	18	8	26
19:15 - 19:29	26	20	46
19:30 - 19:44	17	15	32
19:45 - 19:59	19	7	26
20:00 - 20:14	21	17	38
20:15 - 20:29	12	11	23

20:30 - 20:44	15	5	20
20:45 - 20:59	27	6	33
21:00 - 21:14	16	11	27
21:15 - 21:29	15	5	20
21:30 - 21:44	13	7	20
21:45 - 21:59	8	6	14
22:00 - 22:14	11	3	14
22:15 - 22:29	11	5	16
22:30 - 22:44	12	2	14
22:45 - 22:59	8	4	12
23:00 - 23:14	10	8	18
23:15 - 23:29	7	0	7
23:30 - 23:44	7	2	9
23:45 - 23:59	9	3	12
Totals	1373	723	2096

AM Peak Time 10:53 - 11:52 07:26 - 08:25 07:21 - 08:20

AM Peak

Volume	63	99	149
--------	----	----	-----

PM Peak Time 17:05 - 18:04 14:21 - 15:20 17:04 - 18:03

PM Peak

Volume	181	68	212
--------	-----	----	-----





20:30 - 20:44	0	1	5	8	6	0	0	0	0	0	0	0	0	0	0	20
20:45 - 20:59	0	0	5	16	12	0	0	0	0	0	0	0	0	0	0	33
21:00 - 21:14	1	1	4	14	7	0	0	0	0	0	0	0	0	0	0	27
21:15 - 21:29	0	0	3	9	7	1	0	0	0	0	0	0	0	0	0	20
21:30 - 21:44	0	0	3	11	6	0	0	0	0	0	0	0	0	0	0	20
21:45 - 21:59	0	1	3	7	3	0	0	0	0	0	0	0	0	0	0	14
22:00 - 22:14	0	0	0	9	5	0	0	0	0	0	0	0	0	0	0	14
22:15 - 22:29	0	0	2	9	4	1	0	0	0	0	0	0	0	0	0	16
22:30 - 22:44	1	1	1	5	4	1	0	0	1	0	0	0	0	0	0	14
22:45 - 22:59	0	0	4	5	3	0	0	0	0	0	0	0	0	0	0	12
23:00 - 23:14	0	0	3	11	4	0	0	0	0	0	0	0	0	0	0	18
23:15 - 23:29	0	0	0	5	2	0	0	0	0	0	0	0	0	0	0	7
23:30 - 23:44	0	0	0	4	5	0	0	0	0	0	0	0	0	0	0	9
23:45 - 23:59	0	0	1	5	5	1	0	0	0	0	0	0	0	0	0	12
Totals	10	39	291	1026	667	52	4	2	1	2	0	0	1	0	1	2096
Percent of Total	0.5	1.9	13.9	49.0	31.8	2.5	0.2	0.1	0.0	0.1	0.0	0.0	0.0	0.0	0.0	100
Percent of AM	0.3	2.0	16.1	47.4	30.7	2.9	0.5	0.0	0.0	0.2	0.0	0.0	0.0	0.0	0.0	100
Percent of PM	0.6	1.8	12.8	49.7	32.3	2.3	0.1	0.1	0.1	0.1	0.0	0.0	0.1	0.0	0.1	100

Standard Deviation:	4.8 MPH	85th Percentile:	24.1 MPH
Mean Speed:	19.5 MPH	15th Percentile:	15.6 MPH
Median Speed:	19.4 MPH	90th Percentile:	24.9 MPH
Modal Speed:	18.5 MPH	95th Percentile:	25.7 MPH

Daily Vehicle Volume Report

Study Date: Thursday, 05/10/2018  
Unit ID: 0200  
Location: SW 13th Street, West of SW 12th Avenue

	Northbound Volume	Eastbound Volume	Total Volume	
00:00 - 00:14	2	2	4	
00:15 - 00:29	5	0	5	
00:30 - 00:44	2	2	4	
00:45 - 00:59	2	0	2	
01:00 - 01:14	1	0	1	
01:15 - 01:29	1	1	2	
01:30 - 01:44	0	0	0	
01:45 - 01:59	1	0	1	
02:00 - 02:14	1	1	2	
02:15 - 02:29	0	0	0	
02:30 - 02:44	0	2	2	
02:45 - 02:59	1	0	1	
03:00 - 03:14	0	0	0	
03:15 - 03:29	0	0	0	
03:30 - 03:44	1	0	1	
03:45 - 03:59	0	1	1	
04:00 - 04:14	1	0	1	
04:15 - 04:29	0	0	0	
04:30 - 04:44	1	2	3	
04:45 - 04:59	0	0	0	
05:00 - 05:14	1	0	1	
05:15 - 05:29	1	1	2	
05:30 - 05:44	5	2	7	
05:45 - 05:59	2	0	2	
06:00 - 06:14	2	3	5	
06:15 - 06:29	1	4	5	
06:30 - 06:44	3	6	9	
06:45 - 06:59	3	9	12	
07:00 - 07:14	7	10	17	
07:15 - 07:29	4	20	24	
07:30 - 07:44	6	30	36	
07:45 - 07:59	11	32	43	
08:00 - 08:14	19	29	48	
08:15 - 08:29	15	18	33	
08:30 - 08:44	12	21	33	
08:45 - 08:59	12	18	30	
09:00 - 09:14	8	16	24	
09:15 - 09:29	12	10	22	

09:30 - 09:44	4	10	14
09:45 - 09:59	5	9	14
10:00 - 10:14	6	12	18
10:15 - 10:29	6	7	13
10:30 - 10:44	5	10	15
10:45 - 10:59	7	6	13
11:00 - 11:14	14	6	20
11:15 - 11:29	10	8	18
11:30 - 11:44	8	7	15
11:45 - 11:59	4	8	12
12:00 - 12:14	5	10	15
12:15 - 12:29	7	5	12
12:30 - 12:44	11	8	19
12:45 - 12:59	12	7	19
13:00 - 13:14	8	6	14
13:15 - 13:29	9	4	13
13:30 - 13:44	8	13	21
13:45 - 13:59	13	10	23
14:00 - 14:14	8	20	28
14:15 - 14:29	10	17	27
14:30 - 14:44	12	10	22
14:45 - 14:59	8	16	24
15:00 - 15:14	23	12	35
15:15 - 15:29	25	18	43
15:30 - 15:44	32	12	44
15:45 - 15:59	17	11	28
16:00 - 16:14	26	9	35
16:15 - 16:29	45	12	57
16:30 - 16:44	35	15	50
16:45 - 16:59	35	9	44
17:00 - 17:14	36	18	54
17:15 - 17:29	41	18	59
17:30 - 17:44	30	13	43
17:45 - 17:59	26	20	46
18:00 - 18:14	21	14	35
18:15 - 18:29	20	12	32
18:30 - 18:44	25	11	36
18:45 - 18:59	16	8	24
19:00 - 19:14	12	8	20
19:15 - 19:29	13	11	24
19:30 - 19:44	20	10	30
19:45 - 19:59	15	6	21
20:00 - 20:14	11	5	16
20:15 - 20:29	11	11	22



20:30 - 20:44	7	9	16
20:45 - 20:59	2	6	8
21:00 - 21:14	8	8	16
21:15 - 21:29	5	10	15
21:30 - 21:44	5	6	11
21:45 - 21:59	7	7	14
22:00 - 22:14	9	6	15
22:15 - 22:29	3	7	10
22:30 - 22:44	5	3	8
22:45 - 22:59	2	3	5
23:00 - 23:14	6	3	9
23:15 - 23:29	2	2	4
23:30 - 23:44	6	2	8
23:45 - 23:59	5	1	6
Totals	930	785	1715

AM Peak Time 07:52 - 08:51 07:22 - 08:21 07:22 - 08:21

AM Peak

Volume	61	118	164
--------	----	-----	-----

PM Peak Time 16:28 - 17:27 17:03 - 18:02 16:28 - 17:27

PM Peak

Volume	156	72	216
--------	-----	----	-----





20:30 - 20:44	0	1	4	6	4	0	1	0	0	0	0	0	0	0	0	16
20:45 - 20:59	0	0	3	2	3	0	0	0	0	0	0	0	0	0	0	8
21:00 - 21:14	0	0	3	5	6	1	0	1	0	0	0	0	0	0	0	16
21:15 - 21:29	1	0	2	9	3	0	0	0	0	0	0	0	0	0	0	15
21:30 - 21:44	0	1	3	4	2	1	0	0	0	0	0	0	0	0	0	11
21:45 - 21:59	0	0	4	6	4	0	0	0	0	0	0	0	0	0	0	14
22:00 - 22:14	0	0	4	9	1	1	0	0	0	0	0	0	0	0	0	15
22:15 - 22:29	0	0	3	3	2	1	0	0	1	0	0	0	0	0	0	10
22:30 - 22:44	0	0	0	7	1	0	0	0	0	0	0	0	0	0	0	8
22:45 - 22:59	0	0	0	2	2	0	1	0	0	0	0	0	0	0	0	5
23:00 - 23:14	0	0	1	2	6	0	0	0	0	0	0	0	0	0	0	9
23:15 - 23:29	0	1	0	1	1	1	0	0	0	0	0	0	0	0	0	4
23:30 - 23:44	0	0	0	4	3	1	0	0	0	0	0	0	0	0	0	8
23:45 - 23:59	0	0	0	3	3	0	0	0	0	0	0	0	0	0	0	6
Totals	13	29	226	754	576	65	20	21	8	0	0	2	0	0	1	1715
Percent of Total	0.8	1.7	13.2	44.0	33.6	3.8	1.2	1.2	0.5	0.0	0.0	0.1	0.0	0.0	0.1	100
Percent of AM	0.9	1.9	12.9	46.2	34.0	3.2	0.4	0.6	0.0	0.0	0.0	0.0	0.0	0.0	0.0	100
Percent of PM	0.7	1.6	13.3	43.0	33.4	4.1	1.5	1.5	0.7	0.0	0.0	0.2	0.0	0.0	0.1	100

Standard Deviation:	5.7 MPH	85th Percentile:	24.8 MPH
Mean Speed:	20.2 MPH	15th Percentile:	15.8 MPH
Median Speed:	19.9 MPH	90th Percentile:	25.5 MPH
Modal Speed:	18.5 MPH	95th Percentile:	28.4 MPH

Daily Vehicle Volume Report

Study Date: Thursday, 05/10/2018  
Unit ID: 0056  
Location: SW 12th Street, West of SW 12th Avenue

	Westbound Volume	Eastbound Volume	Total Volume	
00:00 - 00:14	1	0	0	1
00:15 - 00:29	1	1	1	2
00:30 - 00:44	1	2	2	3
00:45 - 00:59	0	0	0	0
01:00 - 01:14	1	1	1	2
01:15 - 01:29	0	0	0	0
01:30 - 01:44	1	0	0	1
01:45 - 01:59	2	0	0	2
02:00 - 02:14	0	1	1	1
02:15 - 02:29	1	0	0	1
02:30 - 02:44	0	0	0	0
02:45 - 02:59	1	0	0	1
03:00 - 03:14	0	0	0	0
03:15 - 03:29	0	0	0	0
03:30 - 03:44	0	0	0	0
03:45 - 03:59	0	2	2	2
04:00 - 04:14	2	0	0	2
04:15 - 04:29	0	0	0	0
04:30 - 04:44	1	0	0	1
04:45 - 04:59	0	1	1	1
05:00 - 05:14	0	1	1	1
05:15 - 05:29	1	0	0	1
05:30 - 05:44	1	0	0	1
05:45 - 05:59	1	2	2	3
06:00 - 06:14	2	0	0	2
06:15 - 06:29	1	5	5	6
06:30 - 06:44	4	1	1	5
06:45 - 06:59	4	3	3	7
07:00 - 07:14	4	5	5	9
07:15 - 07:29	4	13	13	17
07:30 - 07:44	4	12	12	16
07:45 - 07:59	11	17	17	28
08:00 - 08:14	11	12	12	23
08:15 - 08:29	15	16	16	31
08:30 - 08:44	6	26	26	32
08:45 - 08:59	7	6	6	13
09:00 - 09:14	5	10	10	15
09:15 - 09:29	2	6	6	8

09:30 - 09:44	4	3	7
09:45 - 09:59	4	7	11
10:00 - 10:14	3	11	14
10:15 - 10:29	5	9	14
10:30 - 10:44	3	3	6
10:45 - 10:59	5	4	9
11:00 - 11:14	4	3	7
11:15 - 11:29	10	2	12
11:30 - 11:44	6	6	12
11:45 - 11:59	8	5	13
12:00 - 12:14	3	3	6
12:15 - 12:29	3	6	9
12:30 - 12:44	9	9	18
12:45 - 12:59	3	3	6
13:00 - 13:14	4	15	19
13:15 - 13:29	4	8	12
13:30 - 13:44	8	7	15
13:45 - 13:59	9	8	17
14:00 - 14:14	3	2	5
14:15 - 14:29	7	6	13
14:30 - 14:44	11	15	26
14:45 - 14:59	9	11	20
15:00 - 15:14	9	8	17
15:15 - 15:29	10	8	18
15:30 - 15:44	9	10	19
15:45 - 15:59	9	11	20
16:00 - 16:14	14	9	23
16:15 - 16:29	15	7	22
16:30 - 16:44	18	7	25
16:45 - 16:59	15	8	23
17:00 - 17:14	13	4	17
17:15 - 17:29	12	13	25
17:30 - 17:44	16	6	22
17:45 - 17:59	14	7	21
18:00 - 18:14	12	3	15
18:15 - 18:29	17	14	31
18:30 - 18:44	13	7	20
18:45 - 18:59	5	10	15
19:00 - 19:14	6	7	13
19:15 - 19:29	9	7	16
19:30 - 19:44	3	8	11
19:45 - 19:59	13	1	14
20:00 - 20:14	10	9	19
20:15 - 20:29	8	7	15

20:30 - 20:44	6	4	10
20:45 - 20:59	5	3	8
21:00 - 21:14	7	4	11
21:15 - 21:29	5	1	6
21:30 - 21:44	2	3	5
21:45 - 21:59	5	3	8
22:00 - 22:14	0	4	4
22:15 - 22:29	5	1	6
22:30 - 22:44	6	0	6
22:45 - 22:59	7	1	8
23:00 - 23:14	3	1	4
23:15 - 23:29	1	1	2
23:30 - 23:44	2	1	3
23:45 - 23:59	2	1	3
Totals	526	488	1014

AM Peak Time 07:35 - 08:34 07:43 - 08:42 07:43 - 08:42

AM Peak

Volume	43	71	114
--------	----	----	-----

PM Peak Time 16:07 - 17:06 14:22 - 15:21 15:55 - 16:54

PM Peak

Volume	66	45	97
--------	----	----	----







20:30 - 20:44	0	0	2	5	3	0	0	0	0	0	0	0	0	0	0	10
20:45 - 20:59	0	0	2	4	2	0	0	0	0	0	0	0	0	0	0	8
21:00 - 21:14	0	0	1	8	2	0	0	0	0	0	0	0	0	0	0	11
21:15 - 21:29	0	0	2	3	1	0	0	0	0	0	0	0	0	0	0	6
21:30 - 21:44	0	0	1	1	3	0	0	0	0	0	0	0	0	0	0	5
21:45 - 21:59	0	0	0	6	2	0	0	0	0	0	0	0	0	0	0	8
22:00 - 22:14	0	0	0	3	1	0	0	0	0	0	0	0	0	0	0	4
22:15 - 22:29	0	0	1	2	3	0	0	0	0	0	0	0	0	0	0	6
22:30 - 22:44	0	0	2	3	0	1	0	0	0	0	0	0	0	0	0	6
22:45 - 22:59	0	0	0	7	1	0	0	0	0	0	0	0	0	0	0	8
23:00 - 23:14	0	0	1	2	1	0	0	0	0	0	0	0	0	0	0	4
23:15 - 23:29	0	0	0	1	1	0	0	0	0	0	0	0	0	0	0	2
23:30 - 23:44	0	1	1	1	0	0	0	0	0	0	0	0	0	0	0	3
23:45 - 23:59	0	0	1	1	1	0	0	0	0	0	0	0	0	0	0	3
Totals	1	22	121	455	384	31	0	0	0	0	0	0	0	0	0	1014
Percent of Total	0.1	2.2	11.9	44.9	37.9	3.1	0.0	0.0	0.0	0.0	0.0	0.0	0.0	0.0	0.0	100
Percent of AM	0.3	2.6	12.8	49.0	32.7	2.6	0.0	0.0	0.0	0.0	0.0	0.0	0.0	0.0	0.0	100
Percent of PM	0.0	1.9	11.5	42.8	40.5	3.3	0.0	0.0	0.0	0.0	0.0	0.0	0.0	0.0	0.0	100

Standard Deviation:	4.3 MPH	85th Percentile:	24.4 MPH
Mean Speed:	19.9 MPH	15th Percentile:	16.1 MPH
Median Speed:	20.0 MPH	90th Percentile:	25.1 MPH
Modal Speed:	18.5 MPH	95th Percentile:	25.7 MPH

Daily Vehicle Volume Report

Study Date: Thursday, 05/17/2018  
Unit ID: 0157  
Location: SW 13th Street, West of SW 12th Avenue

	Westbound Volume	Eastbound Volume	Total Volume	
00:00 - 00:14	0	0	0	0
00:15 - 00:29	5	0	0	5
00:30 - 00:44	1	1	1	2
00:45 - 00:59	1	1	1	2
01:00 - 01:14	1	0	0	1
01:15 - 01:29	1	2	2	3
01:30 - 01:44	1	0	0	1
01:45 - 01:59	0	1	1	1
02:00 - 02:14	0	0	0	0
02:15 - 02:29	0	0	0	0
02:30 - 02:44	0	0	0	0
02:45 - 02:59	0	1	1	1
03:00 - 03:14	0	0	0	0
03:15 - 03:29	0	0	0	0
03:30 - 03:44	2	1	1	3
03:45 - 03:59	0	0	0	0
04:00 - 04:14	0	0	0	0
04:15 - 04:29	0	0	0	0
04:30 - 04:44	1	1	1	2
04:45 - 04:59	2	2	2	4
05:00 - 05:14	2	0	0	2
05:15 - 05:29	0	0	0	0
05:30 - 05:44	4	2	2	6
05:45 - 05:59	2	4	4	6
06:00 - 06:14	0	4	4	4
06:15 - 06:29	4	1	1	5
06:30 - 06:44	6	8	8	14
06:45 - 06:59	6	14	14	20
07:00 - 07:14	5	12	12	17
07:15 - 07:29	6	19	19	25
07:30 - 07:44	9	25	25	34
07:45 - 07:59	11	35	35	46
08:00 - 08:14	20	42	42	62
08:15 - 08:29	27	33	33	60
08:30 - 08:44	13	29	29	42
08:45 - 08:59	9	32	32	41
09:00 - 09:14	17	19	19	36
09:15 - 09:29	13	25	25	38

09:30 - 09:44	11	14	25
09:45 - 09:59	10	14	24
10:00 - 10:14	5	14	19
10:15 - 10:29	6	7	13
10:30 - 10:44	8	11	19
10:45 - 10:59	8	13	21
11:00 - 11:14	13	19	32
11:15 - 11:29	3	16	19
11:30 - 11:44	9	9	18
11:45 - 11:59	17	11	28
12:00 - 12:14	14	16	30
12:15 - 12:29	18	15	33
12:30 - 12:44	15	13	28
12:45 - 12:59	15	10	25
13:00 - 13:14	8	7	15
13:15 - 13:29	15	13	28
13:30 - 13:44	9	13	22
13:45 - 13:59	16	11	27
14:00 - 14:14	10	12	22
14:15 - 14:29	9	18	27
14:30 - 14:44	20	17	37
14:45 - 14:59	19	22	41
15:00 - 15:14	34	15	49
15:15 - 15:29	32	27	59
15:30 - 15:44	31	15	46
15:45 - 15:59	33	17	50
16:00 - 16:14	33	15	48
16:15 - 16:29	36	17	53
16:30 - 16:44	44	12	56
16:45 - 16:59	41	12	53
17:00 - 17:14	28	11	39
17:15 - 17:29	55	16	71
17:30 - 17:44	69	13	82
17:45 - 17:59	45	17	62
18:00 - 18:14	33	20	53
18:15 - 18:29	25	21	46
18:30 - 18:44	23	13	36
18:45 - 18:59	11	11	22
19:00 - 19:14	14	11	25
19:15 - 19:29	12	7	19
19:30 - 19:44	20	6	26
19:45 - 19:59	7	8	15
20:00 - 20:14	12	13	25
20:15 - 20:29	14	2	16

20:30 - 20:44	7	5	12
20:45 - 20:59	6	6	12
21:00 - 21:14	13	7	20
21:15 - 21:29	7	5	12
21:30 - 21:44	10	5	15
21:45 - 21:59	10	5	15
22:00 - 22:14	12	6	18
22:15 - 22:29	6	4	10
22:30 - 22:44	5	4	9
22:45 - 22:59	3	4	7
23:00 - 23:14	2	2	4
23:15 - 23:29	2	3	5
23:30 - 23:44	6	3	9
23:45 - 23:59	3	0	3
Totals	1171	967	2138

AM Peak Time 07:43 - 08:42 07:47 - 08:46 07:47 - 08:46

AM Peak

Volume	73	143	214
--------	----	-----	-----

PM Peak Time 17:09 - 18:08 14:33 - 15:32 17:09 - 18:08

PM Peak

Volume	205	85	269
--------	-----	----	-----





20:30 - 20:44	0	0	0	4	6	2	0	0	0	0	0	0	0	0	0	12
20:45 - 20:59	0	0	0	4	5	3	0	0	0	0	0	0	0	0	0	12
21:00 - 21:14	0	2	0	7	7	3	1	0	0	0	0	0	0	0	0	20
21:15 - 21:29	0	1	3	2	3	3	0	0	0	0	0	0	0	0	0	12
21:30 - 21:44	0	1	1	1	7	5	0	0	0	0	0	0	0	0	0	15
21:45 - 21:59	0	1	2	1	10	1	0	0	0	0	0	0	0	0	0	15
22:00 - 22:14	0	0	0	3	7	5	2	0	0	0	1	0	0	0	0	18
22:15 - 22:29	0	0	1	3	3	3	0	0	0	0	0	0	0	0	0	10
22:30 - 22:44	0	0	2	3	2	1	1	0	0	0	0	0	0	0	0	9
22:45 - 22:59	0	0	0	1	5	1	0	0	0	0	0	0	0	0	0	7
23:00 - 23:14	0	0	1	0	2	1	0	0	0	0	0	0	0	0	0	4
23:15 - 23:29	0	0	0	1	2	2	0	0	0	0	0	0	0	0	0	5
23:30 - 23:44	0	0	0	3	2	4	0	0	0	0	0	0	0	0	0	9
23:45 - 23:59	0	0	0	1	1	0	1	0	0	0	0	0	0	0	0	3
Totals	2	43	121	354	906	569	126	7	5	0	3	0	1	1	0	2138
Percent of Total	0.1	2.0	5.7	16.6	42.4	26.6	5.9	0.3	0.2	0.0	0.1	0.0	0.0	0.0	0.0	100
Percent of AM	0.1	2.7	6.7	19.4	42.7	22.8	5.0	0.1	0.3	0.0	0.1	0.0	0.0	0.0	0.0	100
Percent of PM	0.1	1.7	5.1	15.2	42.2	28.5	6.3	0.4	0.2	0.0	0.1	0.0	0.1	0.1	0.0	100

Standard Deviation:	5.8 MPH	85th Percentile:	29.4 MPH
Mean Speed:	23.9 MPH	15th Percentile:	18.2 MPH
Median Speed:	24.0 MPH	90th Percentile:	30.4 MPH
Modal Speed:	23.5 MPH	95th Percentile:	32.4 MPH



Daily Vehicle Volume Report

Study Date: Thursday, 05/17/2018  
Unit ID: 0173  
Location: SW 14th Street, West of SW 12th Avenue

	Westbound Volume	Eastbound Volume	Total Volume	
00:00 - 00:14	0	0	0	0
00:15 - 00:29	0	0	0	0
00:30 - 00:44	0	0	0	0
00:45 - 00:59	0	0	0	0
01:00 - 01:14	0	0	0	0
01:15 - 01:29	0	0	0	0
01:30 - 01:44	0	0	0	0
01:45 - 01:59	0	0	0	0
02:00 - 02:14	2	0	0	2
02:15 - 02:29	0	0	0	0
02:30 - 02:44	1	0	0	1
02:45 - 02:59	0	0	0	0
03:00 - 03:14	0	0	0	0
03:15 - 03:29	0	0	0	0
03:30 - 03:44	0	1	1	1
03:45 - 03:59	0	0	0	0
04:00 - 04:14	0	0	0	0
04:15 - 04:29	0	0	0	0
04:30 - 04:44	0	1	1	1
04:45 - 04:59	0	0	0	0
05:00 - 05:14	0	0	0	0
05:15 - 05:29	0	0	0	0
05:30 - 05:44	1	0	0	1
05:45 - 05:59	0	0	0	0
06:00 - 06:14	0	0	0	0
06:15 - 06:29	1	2	2	3
06:30 - 06:44	1	2	2	3
06:45 - 06:59	0	3	3	3
07:00 - 07:14	1	3	3	4
07:15 - 07:29	1	1	1	2
07:30 - 07:44	3	5	5	8
07:45 - 07:59	2	3	3	5
08:00 - 08:14	5	5	5	10
08:15 - 08:29	1	3	3	4
08:30 - 08:44	3	1	1	4
08:45 - 08:59	0	3	3	3
09:00 - 09:14	2	1	1	3
09:15 - 09:29	3	2	2	5

09:30 - 09:44	4	4	8
09:45 - 09:59	1	2	3
10:00 - 10:14	7	1	8
10:15 - 10:29	1	1	2
10:30 - 10:44	2	3	5
10:45 - 10:59	4	5	9
11:00 - 11:14	7	0	7
11:15 - 11:29	1	2	3
11:30 - 11:44	0	1	1
11:45 - 11:59	4	1	5
12:00 - 12:14	12	1	13
12:15 - 12:29	4	2	6
12:30 - 12:44	2	5	7
12:45 - 12:59	4	0	4
13:00 - 13:14	3	1	4
13:15 - 13:29	0	0	0
13:30 - 13:44	3	1	4
13:45 - 13:59	5	0	5
14:00 - 14:14	4	1	5
14:15 - 14:29	3	1	4
14:30 - 14:44	1	2	3
14:45 - 14:59	4	0	4
15:00 - 15:14	4	5	9
15:15 - 15:29	6	2	8
15:30 - 15:44	6	3	9
15:45 - 15:59	7	0	7
16:00 - 16:14	6	2	8
16:15 - 16:29	0	1	1
16:30 - 16:44	6	2	8
16:45 - 16:59	5	2	7
17:00 - 17:14	4	2	6
17:15 - 17:29	9	1	10
17:30 - 17:44	10	2	12
17:45 - 17:59	12	3	15
18:00 - 18:14	5	1	6
18:15 - 18:29	0	1	1
18:30 - 18:44	7	0	7
18:45 - 18:59	6	0	6
19:00 - 19:14	1	3	4
19:15 - 19:29	2	0	2
19:30 - 19:44	3	3	6
19:45 - 19:59	2	0	2
20:00 - 20:14	2	2	4
20:15 - 20:29	0	2	2

20:30 - 20:44	0	2	2
20:45 - 20:59	1	3	4
21:00 - 21:14	0	0	0
21:15 - 21:29	1	2	3
21:30 - 21:44	1	0	1
21:45 - 21:59	0	1	1
22:00 - 22:14	0	1	1
22:15 - 22:29	2	0	2
22:30 - 22:44	0	0	0
22:45 - 22:59	0	0	0
23:00 - 23:14	2	0	2
23:15 - 23:29	4	0	4
23:30 - 23:44	0	1	1
23:45 - 23:59	1	1	2
Totals	218	118	336

AM Peak Time 09:16 - 10:15 07:31 - 08:30 07:31 - 08:30

AM Peak

Volume	16	17	28
--------	----	----	----

PM Peak Time 17:06 - 18:05 14:31 - 15:30 16:54 - 17:53

PM Peak

Volume	37	10	45
--------	----	----	----





20:30 - 20:44	0	0	1	0	1	0	0	0	0	0	0	0	0	0	0	2
20:45 - 20:59	0	0	0	1	2	1	0	0	0	0	0	0	0	0	0	4
21:00 - 21:14	0	0	0	0	0	0	0	0	0	0	0	0	0	0	0	0
21:15 - 21:29	0	0	0	1	2	0	0	0	0	0	0	0	0	0	0	3
21:30 - 21:44	0	0	0	1	0	0	0	0	0	0	0	0	0	0	0	1
21:45 - 21:59	0	0	0	0	0	1	0	0	0	0	0	0	0	0	0	1
22:00 - 22:14	0	0	0	0	1	0	0	0	0	0	0	0	0	0	0	1
22:15 - 22:29	0	1	1	0	0	0	0	0	0	0	0	0	0	0	0	2
22:30 - 22:44	0	0	0	0	0	0	0	0	0	0	0	0	0	0	0	0
22:45 - 22:59	0	0	0	0	0	0	0	0	0	0	0	0	0	0	0	0
23:00 - 23:14	0	0	0	0	2	0	0	0	0	0	0	0	0	0	0	2
23:15 - 23:29	0	0	1	3	0	0	0	0	0	0	0	0	0	0	0	4
23:30 - 23:44	0	1	0	0	0	0	0	0	0	0	0	0	0	0	0	1
23:45 - 23:59	0	0	0	0	2	0	0	0	0	0	0	0	0	0	0	2
Totals	1	20	50	71	126	51	17	0	0	0	0	0	0	0	0	336
Percent of Total	0.3	6.0	14.9	21.1	37.5	15.2	5.1	0.0	0.0	0.0	0.0	0.0	0.0	0.0	0.0	100
Percent of AM	0.0	9.6	18.4	20.2	28.1	16.7	7.0	0.0	0.0	0.0	0.0	0.0	0.0	0.0	0.0	100
Percent of PM	0.5	4.1	13.1	21.6	42.3	14.4	4.1	0.0	0.0	0.0	0.0	0.0	0.0	0.0	0.0	100

Standard Deviation:	6.4 MPH	85th Percentile:	27.7 MPH
Mean Speed:	21.3 MPH	15th Percentile:	13.9 MPH
Median Speed:	22.0 MPH	90th Percentile:	29.3 MPH
Modal Speed:	23.5 MPH	95th Percentile:	30.9 MPH

Daily Vehicle Volume Report

Study Date: Thursday, 05/24/2018  
Unit ID: 0159  
Location: SW 16th Street, West of SW 12th Avenue

	Westbound Volume	Eastbound Volume	Total Volume	
00:00 - 00:14	0	0	0	0
00:15 - 00:29	0	0	0	0
00:30 - 00:44	1	0	0	1
00:45 - 00:59	0	0	0	0
01:00 - 01:14	1	0	0	1
01:15 - 01:29	0	0	0	0
01:30 - 01:44	0	0	0	0
01:45 - 01:59	0	0	0	0
02:00 - 02:14	0	0	0	0
02:15 - 02:29	0	0	0	0
02:30 - 02:44	0	0	0	0
02:45 - 02:59	0	0	0	0
03:00 - 03:14	0	0	0	0
03:15 - 03:29	0	0	0	0
03:30 - 03:44	0	0	0	0
03:45 - 03:59	0	0	0	0
04:00 - 04:14	0	0	0	0
04:15 - 04:29	0	0	0	0
04:30 - 04:44	0	0	0	0
04:45 - 04:59	0	0	0	0
05:00 - 05:14	0	0	0	0
05:15 - 05:29	0	1	1	1
05:30 - 05:44	0	0	0	0
05:45 - 05:59	1	3	3	4
06:00 - 06:14	1	2	2	3
06:15 - 06:29	2	3	3	5
06:30 - 06:44	1	5	5	6
06:45 - 06:59	2	11	11	13
07:00 - 07:14	5	3	3	8
07:15 - 07:29	7	20	20	27
07:30 - 07:44	4	29	29	33
07:45 - 07:59	13	33	33	46
08:00 - 08:14	10	21	21	31
08:15 - 08:29	3	23	23	26
08:30 - 08:44	6	30	30	36
08:45 - 08:59	11	25	25	36
09:00 - 09:14	6	14	14	20
09:15 - 09:29	6	7	7	13

09:30 - 09:44	2	13	15
09:45 - 09:59	9	11	20
10:00 - 10:14	4	12	16
10:15 - 10:29	2	4	6
10:30 - 10:44	3	8	11
10:45 - 10:59	2	9	11
11:00 - 11:14	2	7	9
11:15 - 11:29	2	6	8
11:30 - 11:44	2	7	9
11:45 - 11:59	5	6	11
12:00 - 12:14	5	5	10
12:15 - 12:29	6	5	11
12:30 - 12:44	5	6	11
12:45 - 12:59	9	5	14
13:00 - 13:14	4	3	7
13:15 - 13:29	0	4	4
13:30 - 13:44	2	6	8
13:45 - 13:59	5	5	10
14:00 - 14:14	1	8	9
14:15 - 14:29	9	3	12
14:30 - 14:44	10	7	17
14:45 - 14:59	4	18	22
15:00 - 15:14	10	9	19
15:15 - 15:29	11	8	19
15:30 - 15:44	17	11	28
15:45 - 15:59	12	12	24
16:00 - 16:14	23	7	30
16:15 - 16:29	17	7	24
16:30 - 16:44	17	10	27
16:45 - 16:59	15	7	22
17:00 - 17:14	15	11	26
17:15 - 17:29	28	9	37
17:30 - 17:44	21	12	33
17:45 - 17:59	14	15	29
18:00 - 18:14	17	13	30
18:15 - 18:29	7	14	21
18:30 - 18:44	10	5	15
18:45 - 18:59	9	13	22
19:00 - 19:14	5	10	15
19:15 - 19:29	7	9	16
19:30 - 19:44	5	3	8
19:45 - 19:59	2	6	8
20:00 - 20:14	4	3	7
20:15 - 20:29	3	2	5



20:30 - 20:44	6	3	9
20:45 - 20:59	0	5	5
21:00 - 21:14	7	4	11
21:15 - 21:29	3	3	6
21:30 - 21:44	2	2	4
21:45 - 21:59	1	3	4
22:00 - 22:14	2	4	6
22:15 - 22:29	4	4	8
22:30 - 22:44	0	4	4
22:45 - 22:59	0	1	1
23:00 - 23:14	1	1	2
23:15 - 23:29	3	1	4
23:30 - 23:44	2	0	2
23:45 - 23:59	2	1	3
Totals	475	620	1095

AM Peak Time 07:18 - 08:17 07:49 - 08:48 07:47 - 08:46

AM Peak

Volume	36	111	144
--------	----	-----	-----

PM Peak Time 17:04 - 18:03 17:25 - 18:24 17:06 - 18:05

PM Peak

Volume	84	54	134
--------	----	----	-----





20:30 - 20:44	0	1	1	0	5	2	0	0	0	0	0	0	0	0	0	9
20:45 - 20:59	0	0	0	0	2	3	0	0	0	0	0	0	0	0	0	5
21:00 - 21:14	0	1	0	2	3	5	0	0	0	0	0	0	0	0	0	11
21:15 - 21:29	0	0	0	0	2	2	2	0	0	0	0	0	0	0	0	6
21:30 - 21:44	0	0	0	1	2	0	0	1	0	0	0	0	0	0	0	4
21:45 - 21:59	0	0	0	1	1	1	0	0	1	0	0	0	0	0	0	4
22:00 - 22:14	0	0	0	3	1	1	1	0	0	0	0	0	0	0	0	6
22:15 - 22:29	0	0	2	2	2	1	1	0	0	0	0	0	0	0	0	8
22:30 - 22:44	0	0	1	0	1	1	1	0	0	0	0	0	0	0	0	4
22:45 - 22:59	0	0	0	0	0	1	0	0	0	0	0	0	0	0	0	1
23:00 - 23:14	0	0	0	0	2	0	0	0	0	0	0	0	0	0	0	2
23:15 - 23:29	0	1	1	2	0	0	0	0	0	0	0	0	0	0	0	4
23:30 - 23:44	0	0	0	1	1	0	0	0	0	0	0	0	0	0	0	2
23:45 - 23:59	0	0	0	0	2	1	0	0	0	0	0	0	0	0	0	3
Totals	0	26	45	140	465	292	112	12	3	0	0	0	0	0	0	1095
Percent of Total	0.0	2.4	4.1	12.8	42.5	26.7	10.2	1.1	0.3	0.0	0.0	0.0	0.0	0.0	0.0	100
Percent of AM	0.0	2.1	4.5	14.1	47.4	23.2	7.7	0.9	0.0	0.0	0.0	0.0	0.0	0.0	0.0	100
Percent of PM	0.0	2.5	3.9	12.0	39.3	28.8	11.8	1.2	0.4	0.0	0.0	0.0	0.0	0.0	0.0	100

Standard Deviation:	5.8 MPH	85th Percentile:	30.4 MPH
Mean Speed:	24.7 MPH	15th Percentile:	19.3 MPH
Median Speed:	24.6 MPH	90th Percentile:	31.8 MPH
Modal Speed:	23.5 MPH	95th Percentile:	34.2 MPH

Daily Vehicle

Study Date: Thursday, 05/31/2018  
Unit ID: 0112  
Location: SW 17th Street, West of SW 12th Avenue

	Westbound Volume	Eastbound Volume	Total Volume	
00:00 - 00:14	1	0	1	1
00:15 - 00:29	2	0	2	2
00:30 - 00:44	0	1	1	1
00:45 - 00:59	0	1	1	1
01:00 - 01:14	1	0	1	1
01:15 - 01:29	0	0	0	0
01:30 - 01:44	0	0	0	0
01:45 - 01:59	0	0	0	0
02:00 - 02:14	0	0	0	0
02:15 - 02:29	0	0	0	0
02:30 - 02:44	0	0	0	0
02:45 - 02:59	0	0	0	0
03:00 - 03:14	0	0	0	0
03:15 - 03:29	0	0	0	0
03:30 - 03:44	0	0	0	0
03:45 - 03:59	0	0	0	0
04:00 - 04:14	0	0	0	0
04:15 - 04:29	0	0	0	0
04:30 - 04:44	0	0	0	0
04:45 - 04:59	1	0	1	1
05:00 - 05:14	0	0	0	0
05:15 - 05:29	1	0	1	1
05:30 - 05:44	0	2	2	2
05:45 - 05:59	2	0	2	2
06:00 - 06:14	1	1	2	2
06:15 - 06:29	0	4	4	4
06:30 - 06:44	1	2	3	3
06:45 - 06:59	1	0	1	1
07:00 - 07:14	1	5	6	6
07:15 - 07:29	2	8	10	10
07:30 - 07:44	1	8	9	9
07:45 - 07:59	6	12	18	18
08:00 - 08:14	4	14	18	18
08:15 - 08:29	5	15	20	20
08:30 - 08:44	4	7	11	11
08:45 - 08:59	4	13	17	17
09:00 - 09:14	4	18	22	22
09:15 - 09:29	5	10	15	15

09:30 - 09:44	1	4	5
09:45 - 09:59	2	7	9
10:00 - 10:14	0	5	5
10:15 - 10:29	3	1	4
10:30 - 10:44	5	2	7
10:45 - 10:59	2	5	7
11:00 - 11:14	2	1	3
11:15 - 11:29	5	1	6
11:30 - 11:44	2	4	6
11:45 - 11:59	4	5	9
12:00 - 12:14	4	7	11
12:15 - 12:29	0	2	2
12:30 - 12:44	3	2	5
12:45 - 12:59	1	3	4
13:00 - 13:14	4	6	10
13:15 - 13:29	1	6	7
13:30 - 13:44	3	3	6
13:45 - 13:59	3	3	6
14:00 - 14:14	3	5	8
14:15 - 14:29	1	2	3
14:30 - 14:44	3	5	8
14:45 - 14:59	5	11	16
15:00 - 15:14	5	6	11
15:15 - 15:29	6	5	11
15:30 - 15:44	9	4	13
15:45 - 15:59	3	7	10
16:00 - 16:14	5	4	9
16:15 - 16:29	7	6	13
16:30 - 16:44	6	5	11
16:45 - 16:59	9	1	10
17:00 - 17:14	6	4	10
17:15 - 17:29	8	4	12
17:30 - 17:44	9	8	17
17:45 - 17:59	16	6	22
18:00 - 18:14	8	10	18
18:15 - 18:29	10	5	15
18:30 - 18:44	2	6	8
18:45 - 18:59	4	3	7
19:00 - 19:14	4	2	6
19:15 - 19:29	4	4	8
19:30 - 19:44	4	5	9
19:45 - 19:59	4	3	7
20:00 - 20:14	6	3	9
20:15 - 20:29	6	1	7
20:30 - 20:44	3	0	3
20:45 - 20:59	3	0	3

21:00 - 21:14	1	1	2
21:15 - 21:29	2	0	2
21:30 - 21:44	4	1	5
21:45 - 21:59	3	0	3
22:00 - 22:14	2	0	2
22:15 - 22:29	1	0	1
22:30 - 22:44	1	1	2
22:45 - 22:59	1	1	2
23:00 - 23:14	1	1	2
23:15 - 23:29	0	0	0
23:30 - 23:44	2	1	3
23:45 - 23:59	1	1	2
Totals	270	320	590
AM Peak Time	07:39 - 08:38	08:17 - 09:16	08:15 - 09:14
AM Peak Volume	20	56	70
PM Peak Time	17:24 - 18:23	17:18 - 18:17	17:30 - 18:29
PM Peak Volume	43	29	72







21:00 - 21:14	0	0	1	0	0	1	0	0	0	0	0	0	0	0	0	2
21:15 - 21:29	0	0	0	1	1	0	0	0	0	0	0	0	0	0	0	2
21:30 - 21:44	0	0	0	1	2	2	0	0	0	0	0	0	0	0	0	5
21:45 - 21:59	0	0	0	0	1	2	0	0	0	0	0	0	0	0	0	3
22:00 - 22:14	0	0	0	0	0	2	0	0	0	0	0	0	0	0	0	2
22:15 - 22:29	0	0	0	0	1	0	0	0	0	0	0	0	0	0	0	1
22:30 - 22:44	0	0	0	0	1	1	0	0	0	0	0	0	0	0	0	2
22:45 - 22:59	0	0	0	1	1	0	0	0	0	0	0	0	0	0	0	2
23:00 - 23:14	0	0	0	0	1	0	1	0	0	0	0	0	0	0	0	2
23:15 - 23:29	0	0	0	0	0	0	0	0	0	0	0	0	0	0	0	0
23:30 - 23:44	0	0	0	1	1	0	1	0	0	0	0	0	0	0	0	3
23:45 - 23:59	0	0	0	1	1	0	0	0	0	0	0	0	0	0	0	2
Totals	1	11	29	116	200	163	53	16	1	0	0	0	0	0	0	590
Percent of Total	0.2	1.9	4.9	19.7	33.9	27.6	9.0	2.7	0.2	0.0	0.0	0.0	0.0	0.0	0.0	100
Percent of AM	0.4	1.3	4.4	15.7	27.5	33.6	12.2	4.4	0.4	0.0	0.0	0.0	0.0	0.0	0.0	100
Percent of PM	0.0	2.2	5.3	22.2	38.0	23.8	6.9	1.7	0.0	0.0	0.0	0.0	0.0	0.0	0.0	100

Standard Deviation:	6.2 MPH	85th Percentile:	30.4 MPH
Mean Speed:	24.4 MPH	15th Percentile:	18.0 MPH
Median Speed:	24.4 MPH	90th Percentile:	32.0 MPH
Modal Speed:	23.5 MPH	95th Percentile:	34.8 MPH

Daily Vehicle Volume Report

Study Date: Thursday, 05/24/2018  
Unit ID: 0154  
Location: SW 17th Terrace, West of SW 12th Avenue

	Westbound Volume	Eastbound Volume	Total Volume	
00:00 - 00:14	0	0	0	0
00:15 - 00:29	0	0	0	0
00:30 - 00:44	0	0	0	0
00:45 - 00:59	0	0	0	0
01:00 - 01:14	0	0	0	0
01:15 - 01:29	0	0	0	0
01:30 - 01:44	0	0	0	0
01:45 - 01:59	0	0	0	0
02:00 - 02:14	2	0	2	2
02:15 - 02:29	0	0	0	0
02:30 - 02:44	0	0	0	0
02:45 - 02:59	0	0	0	0
03:00 - 03:14	0	0	0	0
03:15 - 03:29	0	0	0	0
03:30 - 03:44	0	0	0	0
03:45 - 03:59	0	0	0	0
04:00 - 04:14	0	0	0	0
04:15 - 04:29	0	0	0	0
04:30 - 04:44	0	1	1	1
04:45 - 04:59	1	0	1	1
05:00 - 05:14	0	2	2	2
05:15 - 05:29	0	0	0	0
05:30 - 05:44	1	1	2	2
05:45 - 05:59	0	3	3	3
06:00 - 06:14	0	1	1	1
06:15 - 06:29	2	1	3	3
06:30 - 06:44	3	1	4	4
06:45 - 06:59	1	4	5	5
07:00 - 07:14	5	4	9	9
07:15 - 07:29	1	6	7	7
07:30 - 07:44	5	12	17	17
07:45 - 07:59	2	15	17	17
08:00 - 08:14	6	7	13	13
08:15 - 08:29	5	16	21	21
08:30 - 08:44	4	12	16	16
08:45 - 08:59	9	6	15	15
09:00 - 09:14	2	5	7	7
09:15 - 09:29	3	6	9	9

09:30 - 09:44	2	3	5
09:45 - 09:59	2	3	5
10:00 - 10:14	3	0	3
10:15 - 10:29	1	1	2
10:30 - 10:44	2	5	7
10:45 - 10:59	2	1	3
11:00 - 11:14	1	3	4
11:15 - 11:29	2	0	2
11:30 - 11:44	4	2	6
11:45 - 11:59	1	0	1
12:00 - 12:14	1	5	6
12:15 - 12:29	6	2	8
12:30 - 12:44	0	1	1
12:45 - 12:59	4	4	8
13:00 - 13:14	2	3	5
13:15 - 13:29	6	4	10
13:30 - 13:44	4	4	8
13:45 - 13:59	6	3	9
14:00 - 14:14	2	2	4
14:15 - 14:29	3	4	7
14:30 - 14:44	6	4	10
14:45 - 14:59	3	4	7
15:00 - 15:14	7	10	17
15:15 - 15:29	7	3	10
15:30 - 15:44	8	5	13
15:45 - 15:59	5	3	8
16:00 - 16:14	5	5	10
16:15 - 16:29	10	4	14
16:30 - 16:44	6	3	9
16:45 - 16:59	3	4	7
17:00 - 17:14	12	5	17
17:15 - 17:29	12	9	21
17:30 - 17:44	3	1	4
17:45 - 17:59	11	6	17
18:00 - 18:14	6	10	16
18:15 - 18:29	2	2	4
18:30 - 18:44	6	5	11
18:45 - 18:59	4	4	8
19:00 - 19:14	6	1	7
19:15 - 19:29	4	4	8
19:30 - 19:44	5	2	7
19:45 - 19:59	2	1	3
20:00 - 20:14	2	3	5
20:15 - 20:29	2	2	4

20:30 - 20:44	1	4	5
20:45 - 20:59	3	1	4
21:00 - 21:14	1	1	2
21:15 - 21:29	3	1	4
21:30 - 21:44	4	1	5
21:45 - 21:59	1	0	1
22:00 - 22:14	0	2	2
22:15 - 22:29	2	2	4
22:30 - 22:44	0	2	2
22:45 - 22:59	1	3	4
23:00 - 23:14	2	0	2
23:15 - 23:29	1	0	1
23:30 - 23:44	0	0	0
23:45 - 23:59	1	0	1
Totals	263	270	533

AM Peak Time 07:57 - 08:56 07:41 - 08:40 07:53 - 08:52

AM Peak

Volume	25	53	70
--------	----	----	----

PM Peak Time 16:59 - 17:58 17:03 - 18:02 17:03 - 18:02

PM Peak

Volume	38	26	64
--------	----	----	----





20:30 - 20:44	0	0	1	1	1	0	2	0	0	0	0	0	0	0	0	5
20:45 - 20:59	0	0	0	1	3	0	0	0	0	0	0	0	0	0	0	4
21:00 - 21:14	0	0	1	0	0	1	0	0	0	0	0	0	0	0	0	2
21:15 - 21:29	0	0	1	0	3	0	0	0	0	0	0	0	0	0	0	4
21:30 - 21:44	0	0	0	2	2	0	1	0	0	0	0	0	0	0	0	5
21:45 - 21:59	0	0	0	1	0	0	0	0	0	0	0	0	0	0	0	1
22:00 - 22:14	0	0	0	0	2	0	0	0	0	0	0	0	0	0	0	2
22:15 - 22:29	0	0	0	0	1	2	1	0	0	0	0	0	0	0	0	4
22:30 - 22:44	0	0	0	0	0	1	1	0	0	0	0	0	0	0	0	2
22:45 - 22:59	0	0	1	0	3	0	0	0	0	0	0	0	0	0	0	4
23:00 - 23:14	0	0	1	0	1	0	0	0	0	0	0	0	0	0	0	2
23:15 - 23:29	0	0	1	0	0	0	0	0	0	0	0	0	0	0	0	1
23:30 - 23:44	0	0	0	0	0	0	0	0	0	0	0	0	0	0	0	0
23:45 - 23:59	0	0	0	0	0	0	1	0	0	0	0	0	0	0	0	1
Totals	4	17	47	123	199	103	33	6	1	0	0	0	0	0	0	533
Percent of Total	0.8	3.2	8.8	23.1	37.3	19.3	6.2	1.1	0.2	0.0	0.0	0.0	0.0	0.0	0.0	100
Percent of AM	1.0	6.2	7.8	17.6	33.2	24.9	6.7	2.1	0.5	0.0	0.0	0.0	0.0	0.0	0.0	100
Percent of PM	0.6	1.5	9.4	26.2	39.7	16.2	5.9	0.6	0.0	0.0	0.0	0.0	0.0	0.0	0.0	100

Standard Deviation:	6.4 MPH	85th Percentile:	29.0 MPH
Mean Speed:	22.6 MPH	15th Percentile:	16.5 MPH
Median Speed:	22.9 MPH	90th Percentile:	30.3 MPH
Modal Speed:	23.5 MPH	95th Percentile:	32.9 MPH



Daily Vehicle Volume Report

Study Date: Thursday, 05/24/2018  
Unit ID: 0116  
Location: SW 18th Street, West of SW 12th Avenue

	Westbound Volume	Eastbound Volume	Total Volume	
00:00 - 00:14	1	1	2	2
00:15 - 00:29	2	0	2	2
00:30 - 00:44	1	2	3	3
00:45 - 00:59	0	0	0	0
01:00 - 01:14	0	0	0	0
01:15 - 01:29	0	0	0	0
01:30 - 01:44	1	0	1	1
01:45 - 01:59	0	0	0	0
02:00 - 02:14	1	0	1	1
02:15 - 02:29	0	1	1	1
02:30 - 02:44	0	0	0	0
02:45 - 02:59	0	0	0	0
03:00 - 03:14	1	0	1	1
03:15 - 03:29	0	0	0	0
03:30 - 03:44	0	0	0	0
03:45 - 03:59	0	0	0	0
04:00 - 04:14	0	0	0	0
04:15 - 04:29	1	1	2	2
04:30 - 04:44	0	0	0	0
04:45 - 04:59	1	0	1	1
05:00 - 05:14	1	0	1	1
05:15 - 05:29	0	0	0	0
05:30 - 05:44	0	0	0	0
05:45 - 05:59	0	0	0	0
06:00 - 06:14	1	0	1	1
06:15 - 06:29	3	1	4	4
06:30 - 06:44	1	0	1	1
06:45 - 06:59	2	2	4	4
07:00 - 07:14	8	2	10	10
07:15 - 07:29	2	9	11	11
07:30 - 07:44	7	6	13	13
07:45 - 07:59	4	12	16	16
08:00 - 08:14	19	17	36	36
08:15 - 08:29	9	29	38	38
08:30 - 08:44	11	28	39	39
08:45 - 08:59	8	8	16	16
09:00 - 09:14	8	8	16	16
09:15 - 09:29	4	9	13	13

09:30 - 09:44	6	4	10
09:45 - 09:59	7	3	10
10:00 - 10:14	4	5	9
10:15 - 10:29	6	4	10
10:30 - 10:44	2	6	8
10:45 - 10:59	6	2	8
11:00 - 11:14	4	2	6
11:15 - 11:29	5	5	10
11:30 - 11:44	4	9	13
11:45 - 11:59	3	3	6
12:00 - 12:14	8	2	10
12:15 - 12:29	7	6	13
12:30 - 12:44	6	0	6
12:45 - 12:59	7	3	10
13:00 - 13:14	6	5	11
13:15 - 13:29	7	7	14
13:30 - 13:44	11	7	18
13:45 - 13:59	1	10	11
14:00 - 14:14	6	7	13
14:15 - 14:29	7	4	11
14:30 - 14:44	7	10	17
14:45 - 14:59	13	9	22
15:00 - 15:14	15	15	30
15:15 - 15:29	22	11	33
15:30 - 15:44	16	5	21
15:45 - 15:59	13	3	16
16:00 - 16:14	14	5	19
16:15 - 16:29	16	3	19
16:30 - 16:44	12	9	21
16:45 - 16:59	18	7	25
17:00 - 17:14	21	7	28
17:15 - 17:29	31	6	37
17:30 - 17:44	27	9	36
17:45 - 17:59	33	6	39
18:00 - 18:14	23	8	31
18:15 - 18:29	16	5	21
18:30 - 18:44	21	5	26
18:45 - 18:59	9	9	18
19:00 - 19:14	8	10	18
19:15 - 19:29	12	14	26
19:30 - 19:44	9	8	17
19:45 - 19:59	5	2	7
20:00 - 20:14	6	5	11
20:15 - 20:29	6	3	9

20:30 - 20:44	6	3	9
20:45 - 20:59	6	2	8
21:00 - 21:14	6	0	6
21:15 - 21:29	2	1	3
21:30 - 21:44	3	3	6
21:45 - 21:59	4	0	4
22:00 - 22:14	2	1	3
22:15 - 22:29	0	2	2
22:30 - 22:44	1	2	3
22:45 - 22:59	1	1	2
23:00 - 23:14	0	2	2
23:15 - 23:29	0	0	0
23:30 - 23:44	2	2	4
23:45 - 23:59	1	2	3
Totals	617	425	1042

AM Peak Time 08:04 - 09:03 07:45 - 08:44 07:47 - 08:46

AM Peak

Volume	50	86	131
--------	----	----	-----

PM Peak Time 17:18 - 18:17 14:23 - 15:22 17:18 - 18:17

PM Peak

Volume	117	47	148
--------	-----	----	-----





20:30 - 20:44	0	1	1	5	2	0	0	0	0	0	0	0	0	0	0	9
20:45 - 20:59	0	1	2	1	2	2	0	0	0	0	0	0	0	0	0	8
21:00 - 21:14	0	0	0	3	3	0	0	0	0	0	0	0	0	0	0	6
21:15 - 21:29	0	0	0	1	1	1	0	0	0	0	0	0	0	0	0	3
21:30 - 21:44	0	0	0	1	4	0	1	0	0	0	0	0	0	0	0	6
21:45 - 21:59	0	0	0	1	3	0	0	0	0	0	0	0	0	0	0	4
22:00 - 22:14	0	0	0	0	1	2	0	0	0	0	0	0	0	0	0	3
22:15 - 22:29	0	0	0	0	1	1	0	0	0	0	0	0	0	0	0	2
22:30 - 22:44	0	0	0	2	0	1	0	0	0	0	0	0	0	0	0	3
22:45 - 22:59	0	0	0	1	1	0	0	0	0	0	0	0	0	0	0	2
23:00 - 23:14	0	0	0	0	1	1	0	0	0	0	0	0	0	0	0	2
23:15 - 23:29	0	0	0	0	0	0	0	0	0	0	0	0	0	0	0	0
23:30 - 23:44	0	0	1	1	1	1	0	0	0	0	0	0	0	0	0	4
23:45 - 23:59	0	0	0	1	2	0	0	0	0	0	0	0	0	0	0	3
Totals	5	38	89	279	408	188	30	3	1	0	0	0	1	0	0	1042
Percent of Total	0.5	3.6	8.5	26.8	39.2	18.0	2.9	0.3	0.1	0.0	0.0	0.0	0.0	0.1	0.0	100
Percent of AM	0.6	5.9	9.3	24.8	37.2	18.6	3.7	0.0	0.0	0.0	0.0	0.0	0.0	0.0	0.0	100
Percent of PM	0.4	2.6	8.2	27.7	40.1	17.8	2.5	0.4	0.1	0.0	0.0	0.0	0.1	0.0	0.0	100

Standard Deviation:	5.9 MPH	85th Percentile:	27.8 MPH
Mean Speed:	22.0 MPH	15th Percentile:	16.4 MPH
Median Speed:	22.3 MPH	90th Percentile:	29.1 MPH
Modal Speed:	23.5 MPH	95th Percentile:	30.5 MPH

Daily Vehicle Volume Report

Study Date: Thursday, 05/03/2018  
Unit ID: 0202  
Location: SW 19th Street, West of SW 12th Avenue

	Westbound Volume	Eastbound Volume	Total Volume	
00:00 - 00:14	0	0	0	0
00:15 - 00:29	0	0	0	0
00:30 - 00:44	0	0	0	0
00:45 - 00:59	0	0	0	0
01:00 - 01:14	1	0	0	1
01:15 - 01:29	0	0	0	0
01:30 - 01:44	0	0	0	0
01:45 - 01:59	0	0	0	0
02:00 - 02:14	1	0	0	1
02:15 - 02:29	0	1	1	1
02:30 - 02:44	0	0	0	0
02:45 - 02:59	0	0	0	0
03:00 - 03:14	0	0	0	0
03:15 - 03:29	0	1	1	1
03:30 - 03:44	1	0	0	1
03:45 - 03:59	0	1	1	1
04:00 - 04:14	0	0	0	0
04:15 - 04:29	1	0	0	1
04:30 - 04:44	0	0	0	0
04:45 - 04:59	1	2	2	3
05:00 - 05:14	0	0	0	0
05:15 - 05:29	1	0	0	1
05:30 - 05:44	0	1	1	1
05:45 - 05:59	1	2	2	3
06:00 - 06:14	3	1	1	4
06:15 - 06:29	0	1	1	1
06:30 - 06:44	3	3	3	6
06:45 - 06:59	3	4	4	7
07:00 - 07:14	1	4	4	5
07:15 - 07:29	7	12	12	19
07:30 - 07:44	9	12	12	21
07:45 - 07:59	5	16	16	21
08:00 - 08:14	15	9	9	24
08:15 - 08:29	10	26	26	36
08:30 - 08:44	6	22	22	28
08:45 - 08:59	4	13	13	17
09:00 - 09:14	4	11	11	15
09:15 - 09:29	6	3	3	9

09:30 - 09:44	4	5	9
09:45 - 09:59	6	8	14
10:00 - 10:14	5	7	12
10:15 - 10:29	3	5	8
10:30 - 10:44	4	6	10
10:45 - 10:59	2	11	13
11:00 - 11:14	4	2	6
11:15 - 11:29	1	6	7
11:30 - 11:44	4	4	8
11:45 - 11:59	5	4	9
12:00 - 12:14	5	5	10
12:15 - 12:29	11	7	18
12:30 - 12:44	4	6	10
12:45 - 12:59	8	3	11
13:00 - 13:14	6	4	10
13:15 - 13:29	3	4	7
13:30 - 13:44	3	7	10
13:45 - 13:59	3	5	8
14:00 - 14:14	2	7	9
14:15 - 14:29	4	9	13
14:30 - 14:44	6	9	15
14:45 - 14:59	8	5	13
15:00 - 15:14	15	12	27
15:15 - 15:29	11	10	21
15:30 - 15:44	6	8	14
15:45 - 15:59	9	4	13
16:00 - 16:14	23	10	33
16:15 - 16:29	25	14	39
16:30 - 16:44	21	10	31
16:45 - 16:59	20	5	25
17:00 - 17:14	21	3	24
17:15 - 17:29	32	8	40
17:30 - 17:44	23	17	40
17:45 - 17:59	22	13	35
18:00 - 18:14	15	14	29
18:15 - 18:29	17	7	24
18:30 - 18:44	12	6	18
18:45 - 18:59	6	7	13
19:00 - 19:14	7	3	10
19:15 - 19:29	5	1	6
19:30 - 19:44	3	3	6
19:45 - 19:59	4	6	10
20:00 - 20:14	2	1	3
20:15 - 20:29	4	2	6



20:30 - 20:44	6	3	9
20:45 - 20:59	5	2	7
21:00 - 21:14	2	0	2
21:15 - 21:29	2	1	3
21:30 - 21:44	1	2	3
21:45 - 21:59	3	2	5
22:00 - 22:14	1	3	4
22:15 - 22:29	2	2	4
22:30 - 22:44	2	3	5
22:45 - 22:59	4	2	6
23:00 - 23:14	2	0	2
23:15 - 23:29	0	0	0
23:30 - 23:44	3	2	5
23:45 - 23:59	0	2	2
Totals	520	462	982

AM Peak Time 07:33 - 08:32 07:39 - 08:38 07:39 - 08:38

AM Peak

Volume	41	80	119
--------	----	----	-----

PM Peak Time 16:57 - 17:56 17:21 - 18:20 17:13 - 18:12

PM Peak

Volume	99	53	146
--------	----	----	-----





20:30 - 20:44	0	0	0	3	4	1	1	0	0	0	0	0	0	0	0	9
20:45 - 20:59	0	0	0	2	2	2	1	0	0	0	0	0	0	0	0	7
21:00 - 21:14	0	0	0	1	1	0	0	0	0	0	0	0	0	0	0	2
21:15 - 21:29	0	0	0	1	2	0	0	0	0	0	0	0	0	0	0	3
21:30 - 21:44	0	0	0	3	0	0	0	0	0	0	0	0	0	0	0	3
21:45 - 21:59	0	0	0	0	5	0	0	0	0	0	0	0	0	0	0	5
22:00 - 22:14	0	0	0	1	2	1	0	0	0	0	0	0	0	0	0	4
22:15 - 22:29	0	0	0	0	1	3	0	0	0	0	0	0	0	0	0	4
22:30 - 22:44	0	0	0	0	4	1	0	0	0	0	0	0	0	0	0	5
22:45 - 22:59	0	0	1	0	3	2	0	0	0	0	0	0	0	0	0	6
23:00 - 23:14	0	0	0	0	1	1	0	0	0	0	0	0	0	0	0	2
23:15 - 23:29	0	0	0	0	0	0	0	0	0	0	0	0	0	0	0	0
23:30 - 23:44	0	1	0	0	3	1	0	0	0	0	0	0	0	0	0	5
23:45 - 23:59	0	0	0	1	1	0	0	0	0	0	0	0	0	0	0	2
Totals	2	22	61	231	455	183	25	2	1	0	0	0	0	0	0	982
Percent of Total	0.2	2.2	6.2	23.5	46.3	18.6	2.5	0.2	0.1	0.0	0.0	0.0	0.0	0.0	0.0	100
Percent of AM	0.0	2.2	7.4	25.6	42.3	20.1	2.5	0.0	0.0	0.0	0.0	0.0	0.0	0.0	0.0	100
Percent of PM	0.3	2.3	5.6	22.5	48.3	17.9	2.6	0.3	0.2	0.0	0.0	0.0	0.0	0.0	0.0	100

Standard Deviation:	5.2 MPH	85th Percentile:	27.7 MPH
Mean Speed:	22.6 MPH	15th Percentile:	17.3 MPH
Median Speed:	22.9 MPH	90th Percentile:	29.1 MPH
Modal Speed:	23.5 MPH	95th Percentile:	30.4 MPH

Daily Vehicle Volume Report

Study Date: Thursday, 05/03/2018  
Unit ID: 0173  
Location: SW 20th Street, West of SW 12th Avenue

	Westbound Volume	Eastbound Volume	Total Volume	
00:00 - 00:14	0	0	0	0
00:15 - 00:29	1	1	2	2
00:30 - 00:44	0	0	0	0
00:45 - 00:59	0	0	0	0
01:00 - 01:14	0	0	0	0
01:15 - 01:29	0	0	0	0
01:30 - 01:44	3	1	4	4
01:45 - 01:59	1	0	1	1
02:00 - 02:14	1	0	1	1
02:15 - 02:29	0	0	0	0
02:30 - 02:44	0	0	0	0
02:45 - 02:59	0	0	0	0
03:00 - 03:14	0	0	0	0
03:15 - 03:29	1	0	1	1
03:30 - 03:44	0	0	0	0
03:45 - 03:59	1	0	1	1
04:00 - 04:14	0	0	0	0
04:15 - 04:29	0	0	0	0
04:30 - 04:44	0	0	0	0
04:45 - 04:59	0	0	0	0
05:00 - 05:14	2	1	3	3
05:15 - 05:29	1	2	3	3
05:30 - 05:44	1	0	1	1
05:45 - 05:59	1	1	2	2
06:00 - 06:14	2	1	3	3
06:15 - 06:29	0	4	4	4
06:30 - 06:44	3	3	6	6
06:45 - 06:59	4	5	9	9
07:00 - 07:14	11	4	15	15
07:15 - 07:29	19	5	24	24
07:30 - 07:44	16	13	29	29
07:45 - 07:59	16	13	29	29
08:00 - 08:14	41	9	50	50
08:15 - 08:29	57	23	80	80
08:30 - 08:44	32	13	45	45
08:45 - 08:59	11	15	26	26
09:00 - 09:14	19	10	29	29
09:15 - 09:29	12	4	16	16

09:30 - 09:44	20	4	24
09:45 - 09:59	9	3	12
10:00 - 10:14	12	4	16
10:15 - 10:29	16	4	20
10:30 - 10:44	20	4	24
10:45 - 10:59	10	4	14
11:00 - 11:14	7	3	10
11:15 - 11:29	10	1	11
11:30 - 11:44	13	5	18
11:45 - 11:59	12	9	21
12:00 - 12:14	10	3	13
12:15 - 12:29	17	2	19
12:30 - 12:44	15	8	23
12:45 - 12:59	10	2	12
13:00 - 13:14	13	4	17
13:15 - 13:29	11	11	22
13:30 - 13:44	15	6	21
13:45 - 13:59	6	4	10
14:00 - 14:14	10	7	17
14:15 - 14:29	7	5	12
14:30 - 14:44	18	8	26
14:45 - 14:59	21	6	27
15:00 - 15:14	30	13	43
15:15 - 15:29	39	9	48
15:30 - 15:44	35	1	36
15:45 - 15:59	26	6	32
16:00 - 16:14	27	7	34
16:15 - 16:29	54	12	66
16:30 - 16:44	48	5	53
16:45 - 16:59	51	11	62
17:00 - 17:14	69	10	79
17:15 - 17:29	78	11	89
17:30 - 17:44	82	14	96
17:45 - 17:59	70	11	81
18:00 - 18:14	40	6	46
18:15 - 18:29	41	9	50
18:30 - 18:44	29	9	38
18:45 - 18:59	12	7	19
19:00 - 19:14	17	8	25
19:15 - 19:29	12	6	18
19:30 - 19:44	12	6	18
19:45 - 19:59	9	1	10
20:00 - 20:14	9	6	15
20:15 - 20:29	8	3	11

20:30 - 20:44	2	2	4
20:45 - 20:59	8	1	9
21:00 - 21:14	6	1	7
21:15 - 21:29	4	4	8
21:30 - 21:44	6	4	10
21:45 - 21:59	3	2	5
22:00 - 22:14	2	3	5
22:15 - 22:29	2	2	4
22:30 - 22:44	7	1	8
22:45 - 22:59	3	0	3
23:00 - 23:14	2	1	3
23:15 - 23:29	2	1	3
23:30 - 23:44	1	0	1
23:45 - 23:59	0	2	2
Totals	1384	430	1814

AM Peak Time 07:43 - 08:42 07:39 - 08:38 07:53 - 08:52

AM Peak

Volume	147	64	210
--------	-----	----	-----

PM Peak Time 16:55 - 17:54 16:46 - 17:45 16:59 - 17:58

PM Peak

Volume	302	47	346
--------	-----	----	-----







20:30 - 20:44	0	0	0	0	2	2	0	0	0	0	0	0	0	0	0	4
20:45 - 20:59	0	0	2	4	3	0	0	0	0	0	0	0	0	0	0	9
21:00 - 21:14	0	0	0	4	3	0	0	0	0	0	0	0	0	0	0	7
21:15 - 21:29	0	0	0	1	3	3	1	0	0	0	0	0	0	0	0	8
21:30 - 21:44	0	1	2	2	4	1	0	0	0	0	0	0	0	0	0	10
21:45 - 21:59	0	1	0	2	1	1	0	0	0	0	0	0	0	0	0	5
22:00 - 22:14	0	0	0	2	2	1	0	0	0	0	0	0	0	0	0	5
22:15 - 22:29	0	0	0	0	2	2	0	0	0	0	0	0	0	0	0	4
22:30 - 22:44	0	0	0	3	4	1	0	0	0	0	0	0	0	0	0	8
22:45 - 22:59	0	0	1	1	1	0	0	0	0	0	0	0	0	0	0	3
23:00 - 23:14	0	0	0	1	2	0	0	0	0	0	0	0	0	0	0	3
23:15 - 23:29	0	0	0	0	3	0	0	0	0	0	0	0	0	0	0	3
23:30 - 23:44	0	0	0	0	0	0	0	1	0	0	0	0	0	0	0	1
23:45 - 23:59	0	0	0	1	1	0	0	0	0	0	0	0	0	0	0	2
Totals	3	32	70	331	815	461	91	10	0	1	0	0	0	0	0	1814
Percent of Total	0.2	1.8	3.9	18.2	44.9	25.4	5.0	0.6	0.0	0.1	0.0	0.0	0.0	0.0	0.0	100
Percent of AM	0.4	1.8	4.7	19.7	45.1	23.6	4.3	0.4	0.0	0.0	0.0	0.0	0.0	0.0	0.0	100
Percent of PM	0.1	1.7	3.5	17.6	44.8	26.2	5.3	0.6	0.0	0.1	0.0	0.0	0.0	0.0	0.0	100

Standard Deviation:	5.3 MPH	85th Percentile:	29.1 MPH
Mean Speed:	23.8 MPH	15th Percentile:	18.5 MPH
Median Speed:	23.9 MPH	90th Percentile:	30.1 MPH
Modal Speed:	23.5 MPH	95th Percentile:	31.6 MPH

Daily Vehicle Volume Report

Study Date: Thursday, 05/03/2018  
Unit ID: 0148  
Location: SW 21st Terrace, West of SW 12th Avenue

	Westbound Volume	Eastbound Volume	Total Volume	
00:00 - 00:14	0	0	0	0
00:15 - 00:29	0	0	0	0
00:30 - 00:44	0	0	0	0
00:45 - 00:59	0	0	0	0
01:00 - 01:14	0	0	0	0
01:15 - 01:29	0	0	0	0
01:30 - 01:44	1	1	2	2
01:45 - 01:59	0	0	0	0
02:00 - 02:14	0	1	1	1
02:15 - 02:29	0	0	0	0
02:30 - 02:44	0	0	0	0
02:45 - 02:59	0	0	0	0
03:00 - 03:14	0	0	0	0
03:15 - 03:29	0	1	1	1
03:30 - 03:44	0	0	0	0
03:45 - 03:59	0	0	0	0
04:00 - 04:14	0	0	0	0
04:15 - 04:29	0	2	2	2
04:30 - 04:44	0	1	1	1
04:45 - 04:59	0	0	0	0
05:00 - 05:14	0	0	0	0
05:15 - 05:29	0	0	0	0
05:30 - 05:44	0	2	2	2
05:45 - 05:59	1	1	2	2
06:00 - 06:14	0	2	2	2
06:15 - 06:29	0	1	1	1
06:30 - 06:44	0	3	3	3
06:45 - 06:59	0	3	3	3
07:00 - 07:14	0	6	6	6
07:15 - 07:29	0	7	7	7
07:30 - 07:44	1	6	7	7
07:45 - 07:59	0	20	20	20
08:00 - 08:14	0	15	15	15
08:15 - 08:29	1	16	17	17
08:30 - 08:44	0	20	20	20
08:45 - 08:59	0	13	13	13
09:00 - 09:14	0	16	16	16
09:15 - 09:29	0	11	11	11

09:30 - 09:44	0	9	9
09:45 - 09:59	0	9	9
10:00 - 10:14	0	9	9
10:15 - 10:29	0	6	6
10:30 - 10:44	1	8	9
10:45 - 10:59	0	7	7
11:00 - 11:14	0	7	7
11:15 - 11:29	1	4	5
11:30 - 11:44	0	11	11
11:45 - 11:59	0	8	8
12:00 - 12:14	1	6	7
12:15 - 12:29	0	8	8
12:30 - 12:44	1	10	11
12:45 - 12:59	0	7	7
13:00 - 13:14	0	7	7
13:15 - 13:29	2	9	11
13:30 - 13:44	0	9	9
13:45 - 13:59	0	12	12
14:00 - 14:14	0	8	8
14:15 - 14:29	0	9	9
14:30 - 14:44	0	8	8
14:45 - 14:59	0	14	14
15:00 - 15:14	0	16	16
15:15 - 15:29	0	8	8
15:30 - 15:44	1	11	12
15:45 - 15:59	0	5	5
16:00 - 16:14	0	6	6
16:15 - 16:29	2	17	19
16:30 - 16:44	1	4	5
16:45 - 16:59	0	4	4
17:00 - 17:14	0	12	12
17:15 - 17:29	0	11	11
17:30 - 17:44	0	2	2
17:45 - 17:59	0	14	14
18:00 - 18:14	1	5	6
18:15 - 18:29	0	7	7
18:30 - 18:44	0	7	7
18:45 - 18:59	1	7	8
19:00 - 19:14	1	6	7
19:15 - 19:29	0	10	10
19:30 - 19:44	0	7	7
19:45 - 19:59	0	2	2
20:00 - 20:14	0	3	3
20:15 - 20:29	1	5	6

20:30 - 20:44	0	8	8
20:45 - 20:59	0	7	7
21:00 - 21:14	0	2	2
21:15 - 21:29	0	2	2
21:30 - 21:44	0	3	3
21:45 - 21:59	0	2	2
22:00 - 22:14	0	2	2
22:15 - 22:29	0	1	1
22:30 - 22:44	0	3	3
22:45 - 22:59	0	2	2
23:00 - 23:14	0	0	0
23:15 - 23:29	0	2	2
23:30 - 23:44	0	1	1
23:45 - 23:59	0	1	1
Totals	18	538	556

AM Peak Time 07:16 - 08:15 07:47 - 08:46 07:47 - 08:46

AM Peak

Volume	2	72	73
--------	---	----	----

PM Peak Time 15:34 - 16:33 14:43 - 15:42 14:43 - 15:42

PM Peak

Volume	4	50	51
--------	---	----	----






20:30 - 20:44	0	0	0	4	4	0	0	0	0	0	0	0	0	0	0	8
20:45 - 20:59	0	1	0	5	0	1	0	0	0	0	0	0	0	0	0	7
21:00 - 21:14	0	0	0	0	2	0	0	0	0	0	0	0	0	0	0	2
21:15 - 21:29	0	0	1	1	0	0	0	0	0	0	0	0	0	0	0	2
21:30 - 21:44	0	0	1	0	1	1	0	0	0	0	0	0	0	0	0	3
21:45 - 21:59	0	0	0	0	1	1	0	0	0	0	0	0	0	0	0	2
22:00 - 22:14	0	1	0	1	0	0	0	0	0	0	0	0	0	0	0	2
22:15 - 22:29	0	0	0	0	0	0	0	1	0	0	0	0	0	0	0	1
22:30 - 22:44	0	0	0	3	0	0	0	0	0	0	0	0	0	0	0	3
22:45 - 22:59	0	0	0	1	1	0	0	0	0	0	0	0	0	0	0	2
23:00 - 23:14	0	0	0	0	0	0	0	0	0	0	0	0	0	0	0	0
23:15 - 23:29	0	1	0	0	0	1	0	0	0	0	0	0	0	0	0	2
23:30 - 23:44	0	0	0	0	0	1	0	0	0	0	0	0	0	0	0	1
23:45 - 23:59	0	0	0	0	1	0	0	0	0	0	0	0	0	0	0	1
Totals	3	16	51	107	189	127	50	11	2	0	0	0	0	0	0	556
Percent of Total	0.5	2.9	9.2	19.2	34.0	22.8	9.0	2.0	0.4	0.0	0.0	0.0	0.0	0.0	0.0	100
Percent of AM	0.4	1.3	9.1	14.7	35.8	25.4	10.3	2.2	0.9	0.0	0.0	0.0	0.0	0.0	0.0	100
Percent of PM	0.6	4.0	9.3	22.5	32.7	21.0	8.0	1.9	0.0	0.0	0.0	0.0	0.0	0.0	0.0	100


Standard Deviation:	6.7 MPH	85th Percentile:	30.2 MPH
Mean Speed:	23.5 MPH	15th Percentile:	16.6 MPH
Median Speed:	23.7 MPH	90th Percentile:	31.7 MPH
Modal Speed:	23.5 MPH	95th Percentile:	34.5 MPH




## **Appendix C**

### Data Analyses and Summary Figures





**Legend:**  
 A.M. Peak Hour  
Volume and Direction


 **Zone A: A.M. Peak Hour  
Traffic Flow Patterns  
Shenandoah Neighborhood  
Traffic Calming Study**  
Kimley»Horn

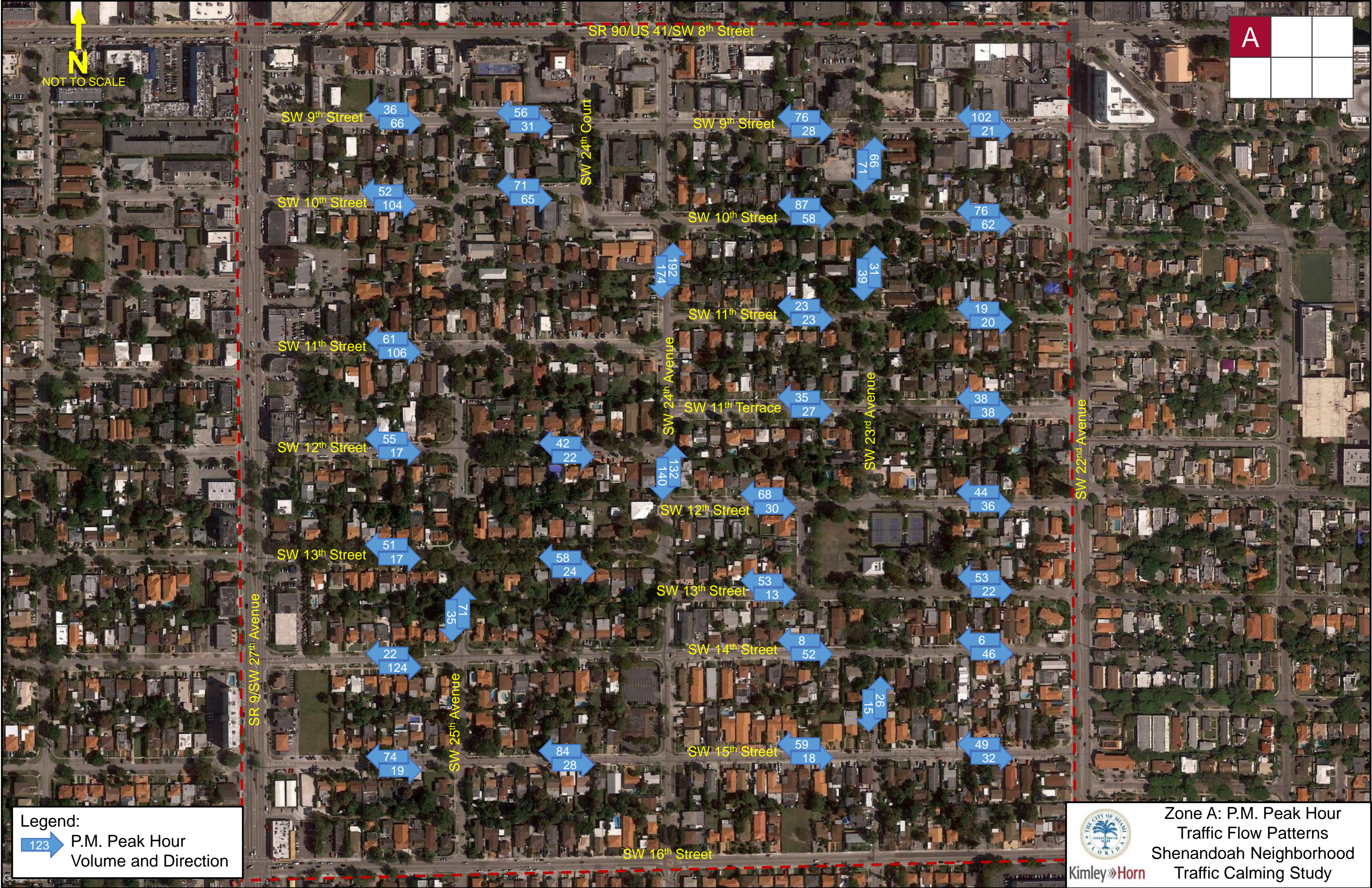




**Legend:**


 A.M. Peak Hour Volume and Direction


 Zone A: 3-Hour Peak Period Traffic Flow Patterns (7:00 A.M. – 10:00 A.M.) Shenandoah Neighborhood Traffic Calming Study




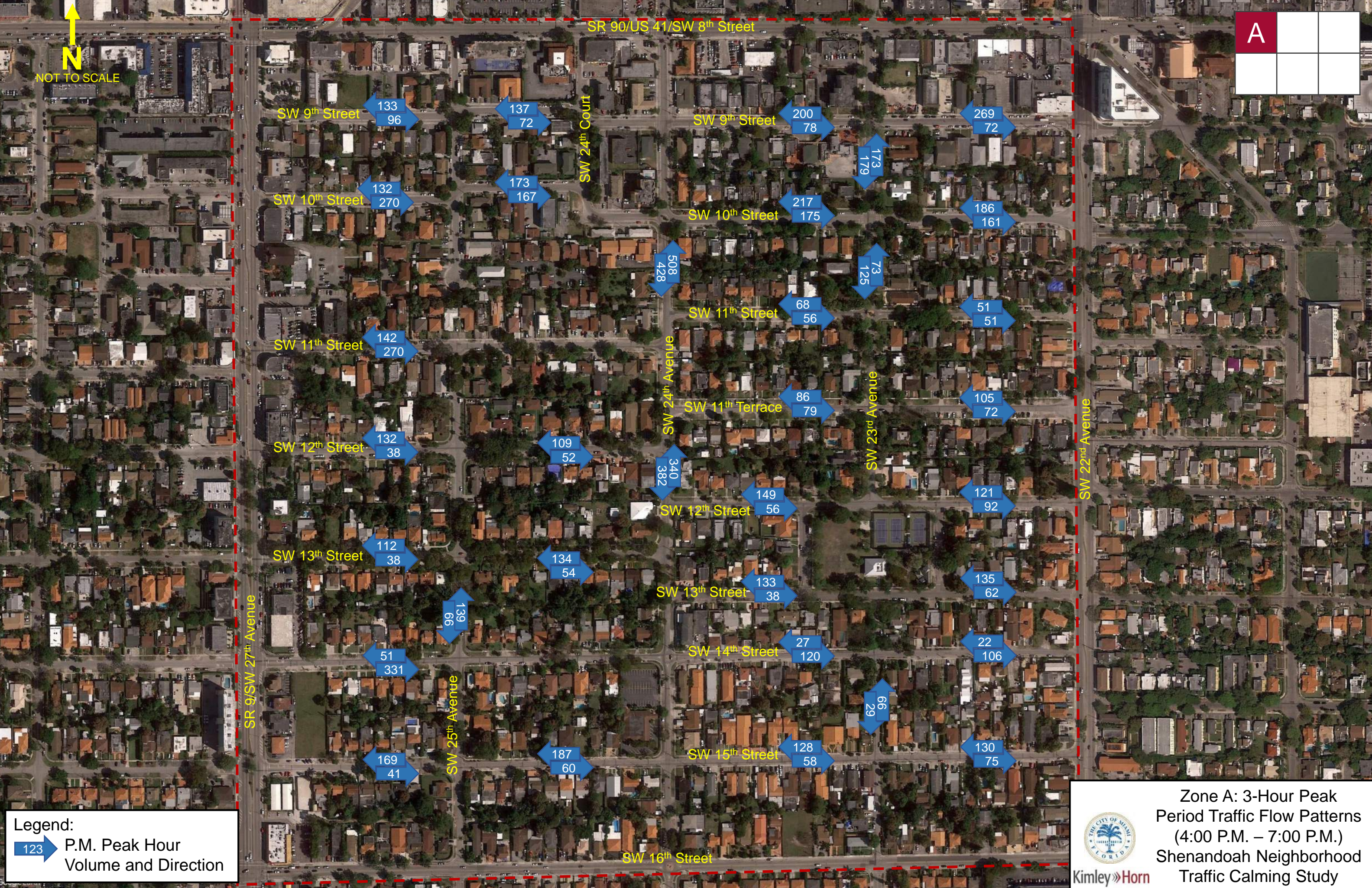



**Legend:**


 P.M. Peak Hour Volume and Direction


 Zone A: P.M. Peak Hour Traffic Flow Patterns  
Shenandoah Neighborhood Traffic Calming Study

 Kimley-Horn

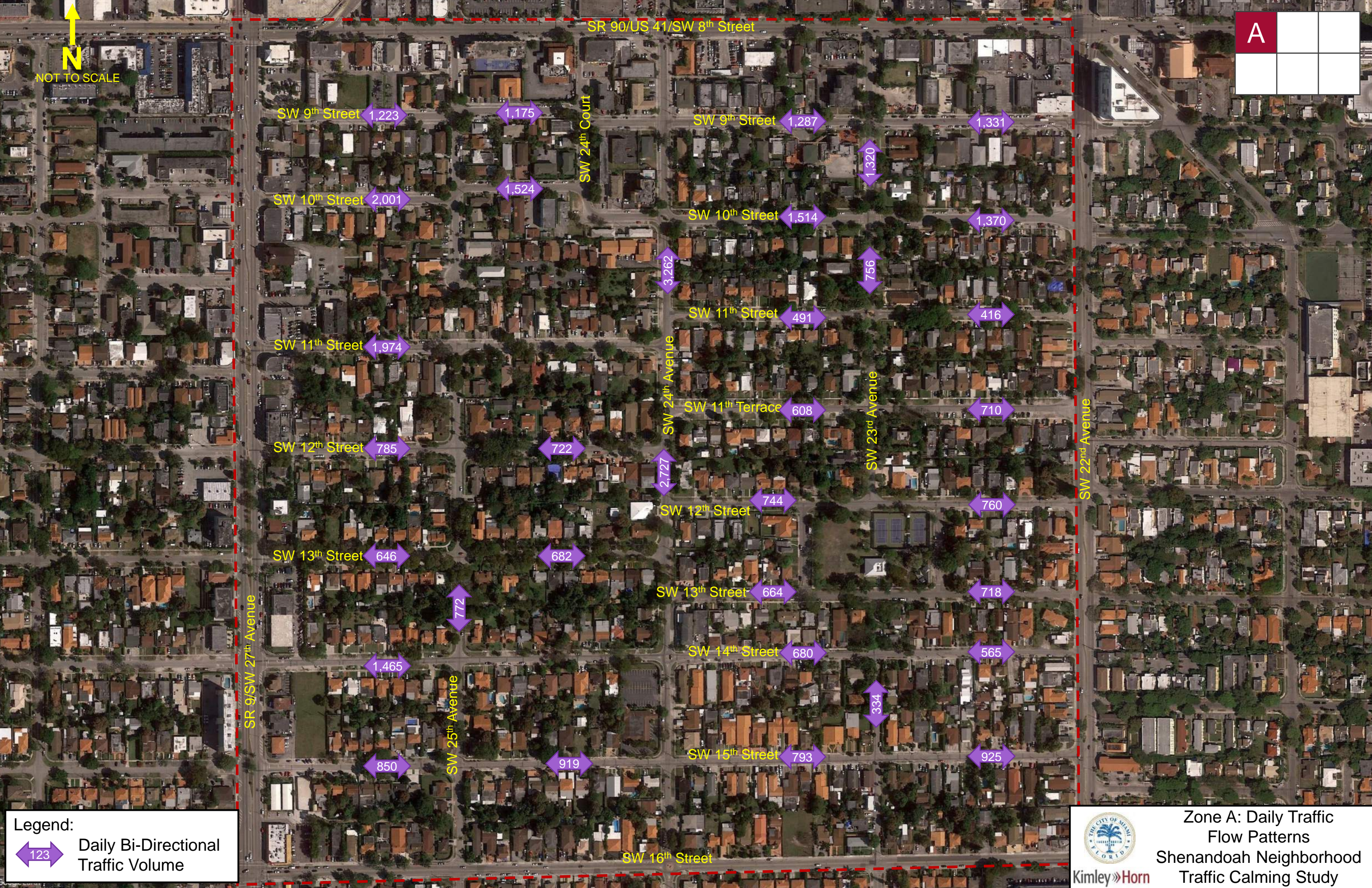


**Legend:**

 P.M. Peak Hour Volume and Direction

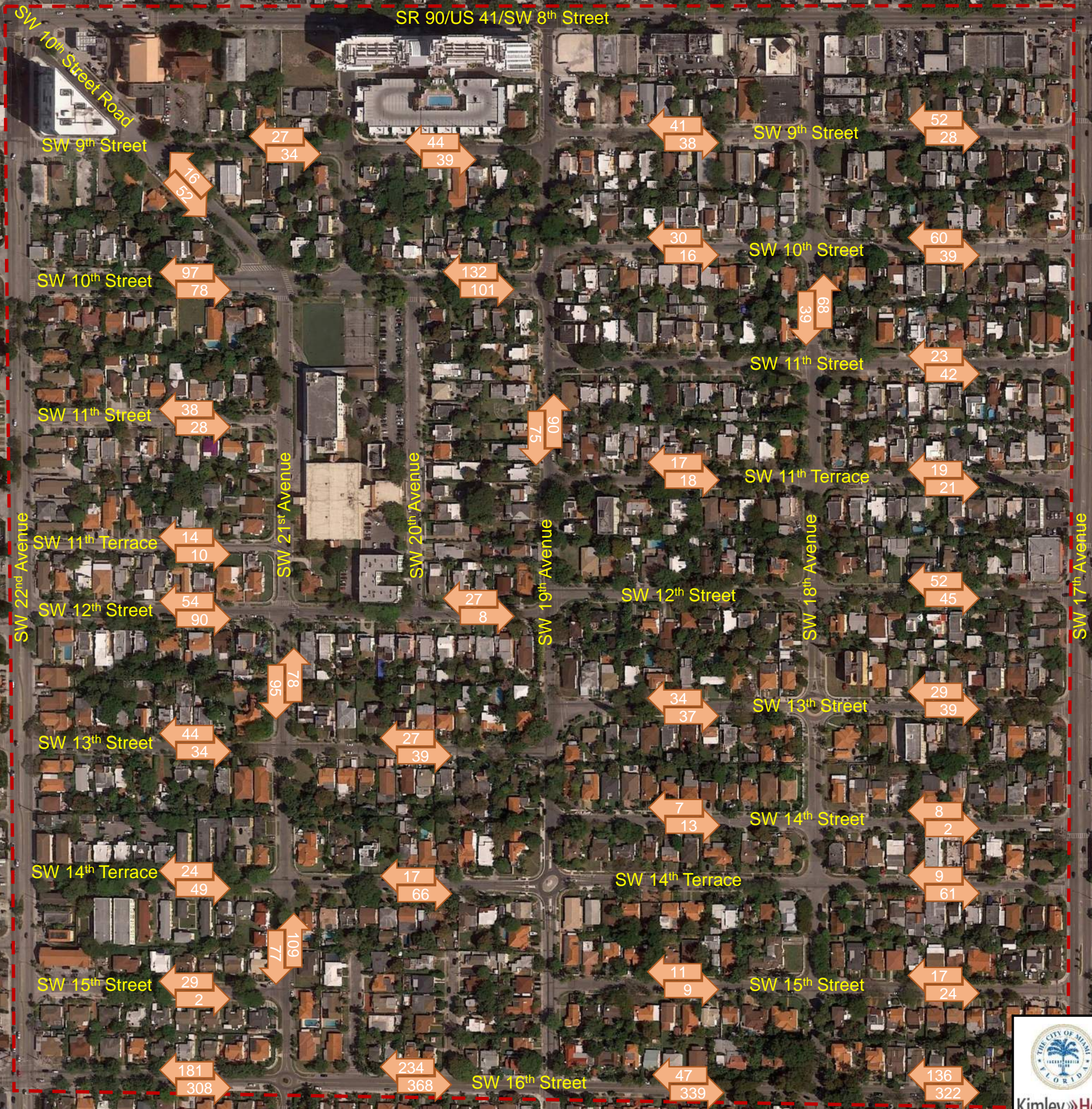

 **Kimley»Horn**

**Zone A: 3-Hour Peak Period Traffic Flow Patterns (4:00 P.M. – 7:00 P.M.)**  
**Shenandoah Neighborhood Traffic Calming Study**



**Legend:**  
↔ 123 ↔ Daily Bi-Directional Traffic Volume

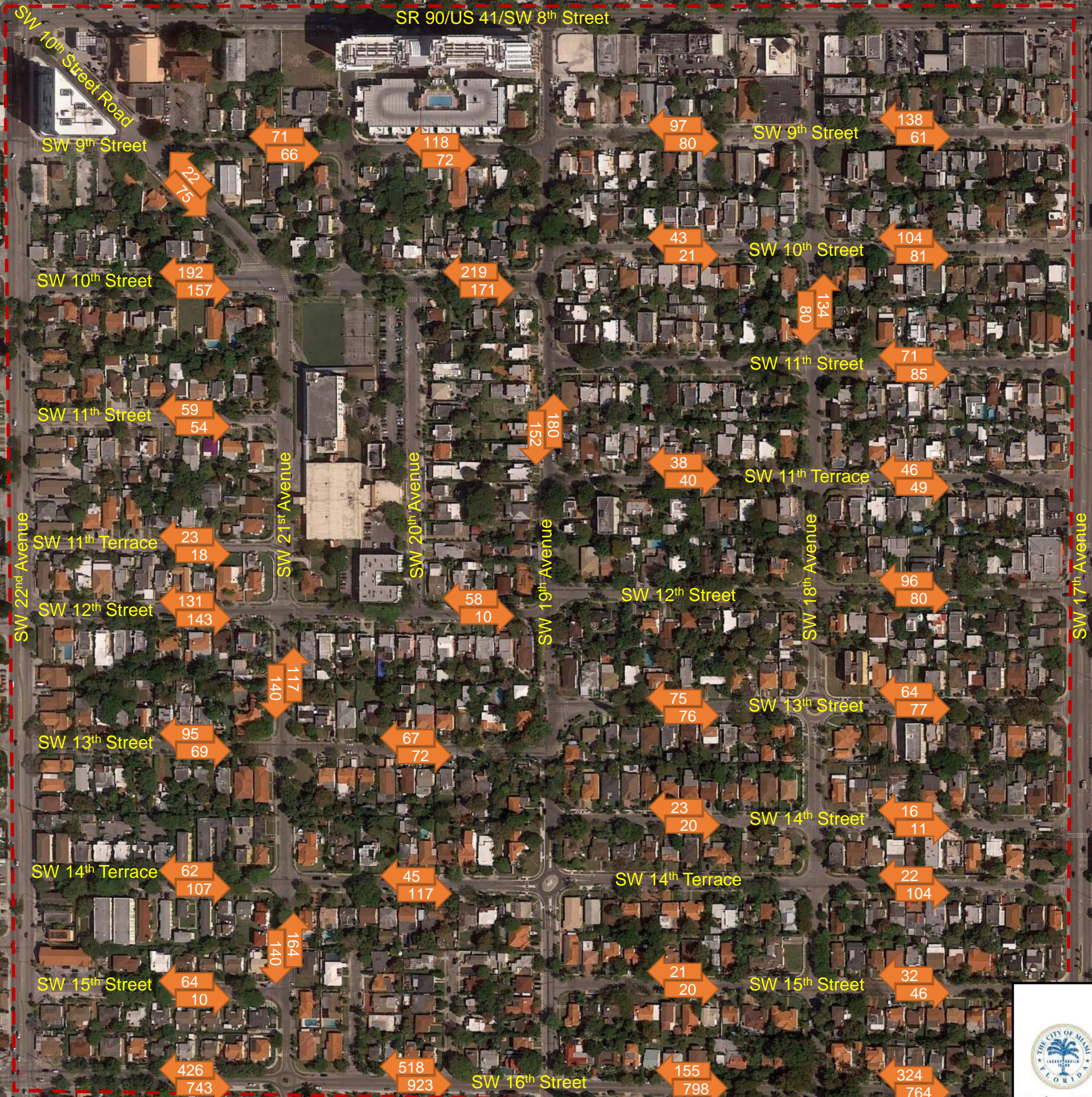
**Zone A: Daily Traffic Flow Patterns**  
Shenandoah Neighborhood Traffic Calming Study





**Legend:**  
123 → A.M. Peak Hour  
Volume and Direction



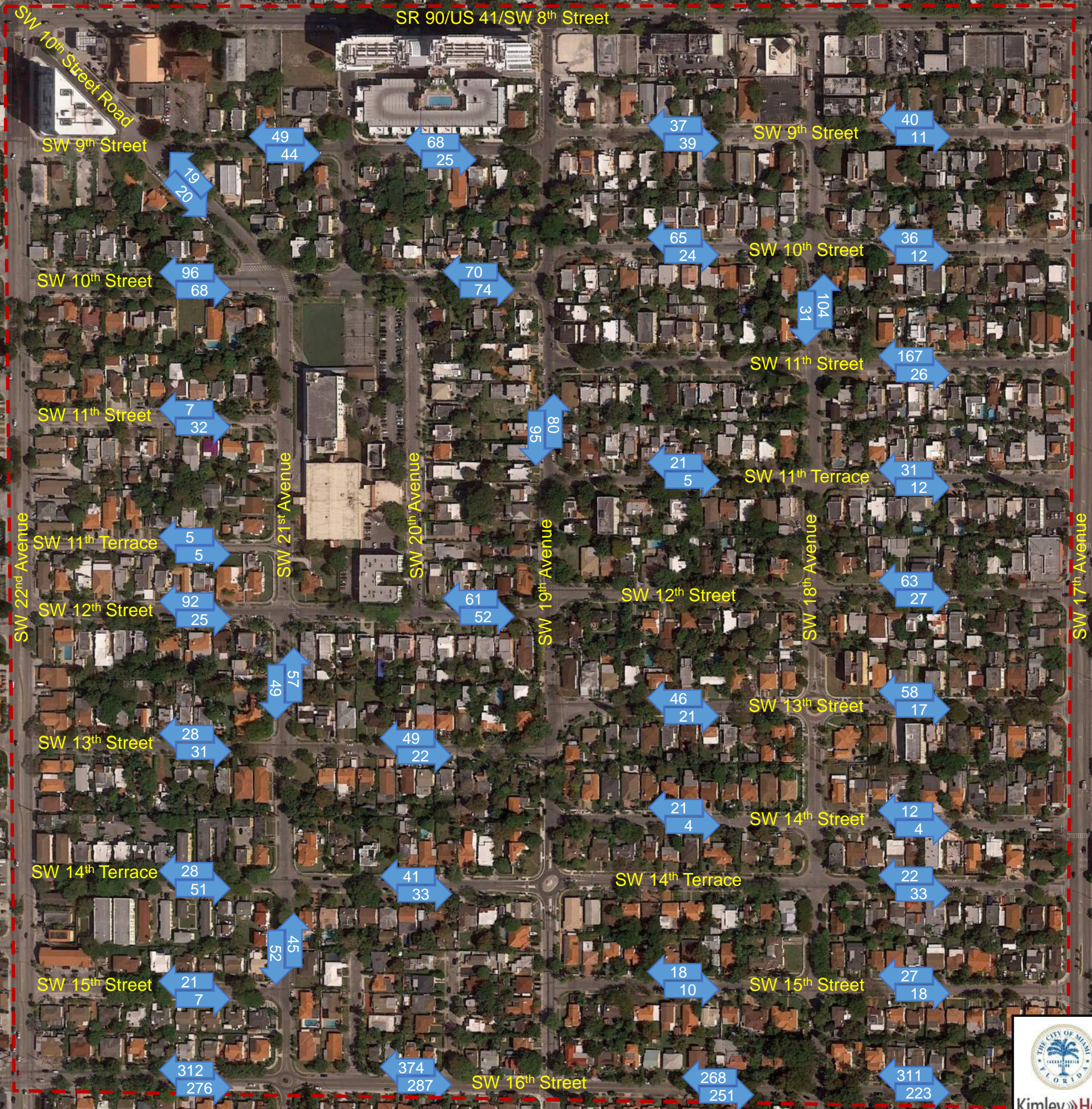

**Zone B: A.M. Peak Hour  
Traffic Flow Patterns  
Shenandoah Neighborhood  
Traffic Calming Study**





**Legend:**  
123 → A.M. Peak Hour Volume and Direction

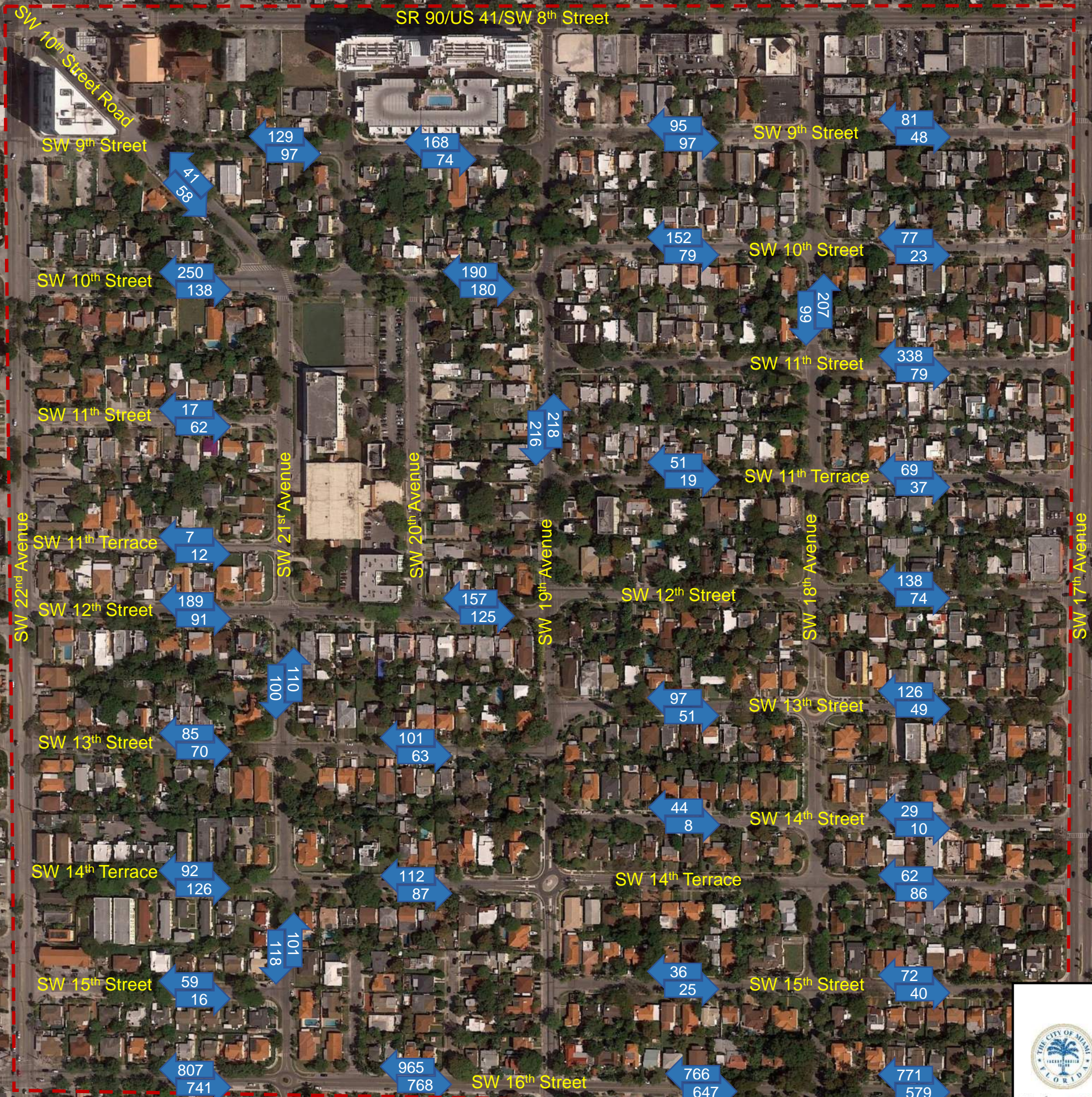

  
Zone B: 3-Hour Peak  
Period Traffic Flow Patterns  
(7:00 A.M. – 10:00 A.M.)  
Shenandoah Neighborhood  
Traffic Calming Study  








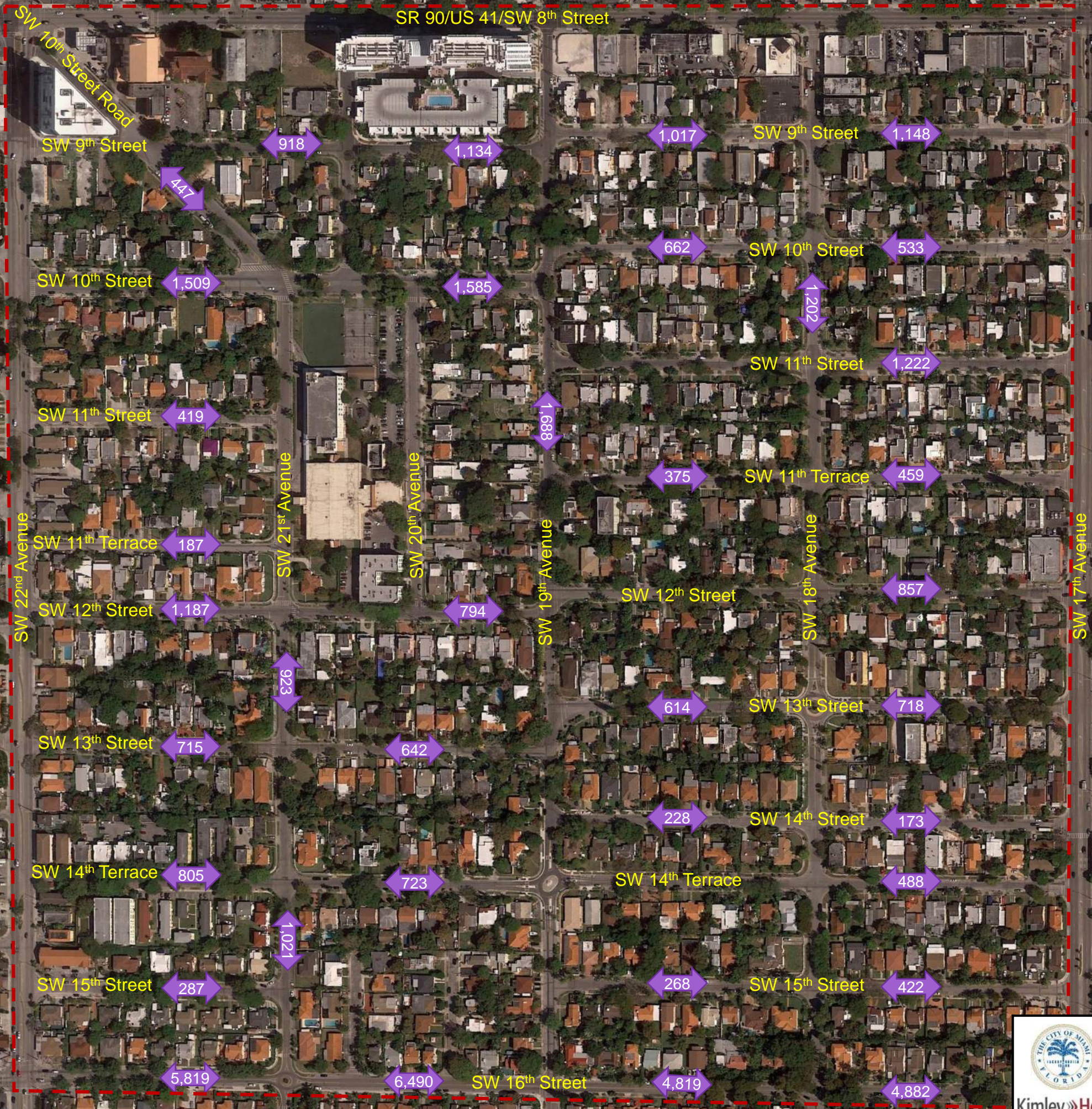

Legend:  
123 → P.M. Peak Hour  
Volume and Direction

 Zone B: P.M. Peak Hour  
Traffic Flow Patterns  
Shenandoah Neighborhood  
Traffic Calming Study  




**Legend:**  
123 → P.M. Peak Hour  
Volume and Direction


  
Zone B: 3-Hour Peak  
Period Traffic Flow Patterns  
(4:00 P.M. – 7:00 P.M.)  
Shenandoah Neighborhood  
Traffic Calming Study  




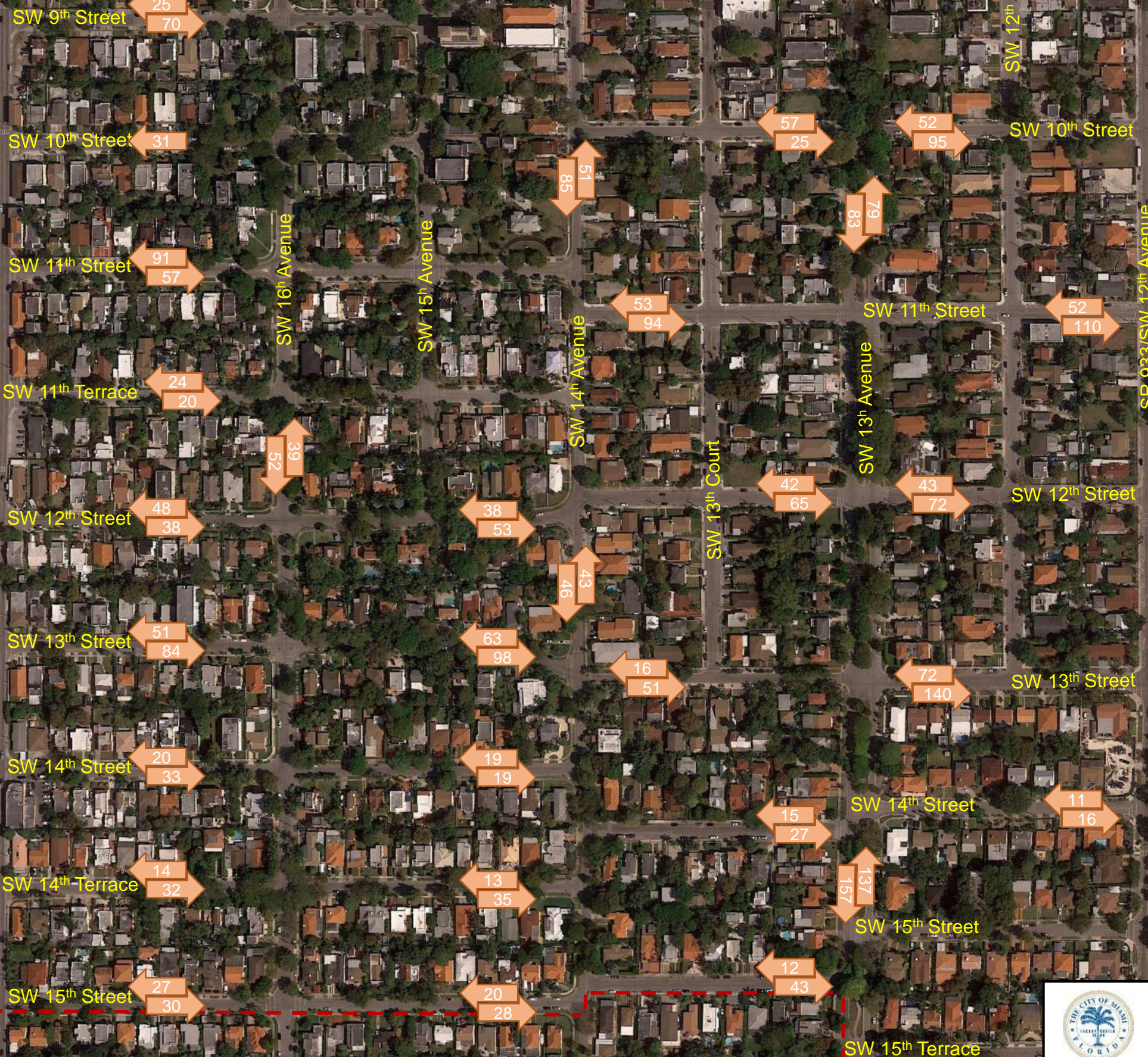
Legend:  
↔ 123  
Daily Bi-Directional  
Traffic Volume



Zone B: Daily Traffic  
Flow Patterns  
Shenandoah Neighborhood  
Traffic Calming Study



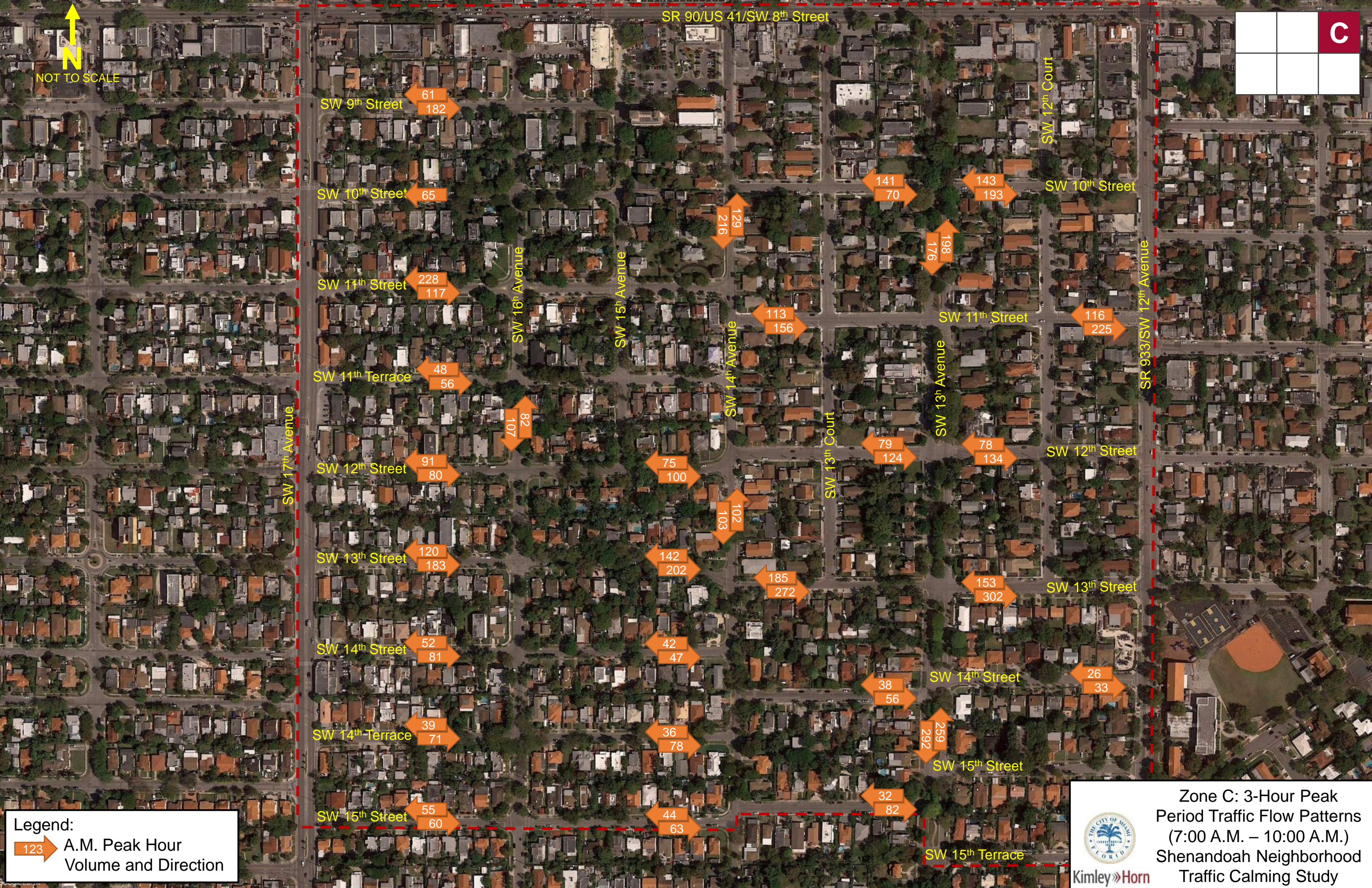
SR 90/US 41/SW 8th Street




**Legend:**  
123 → A.M. Peak Hour Volume and Direction

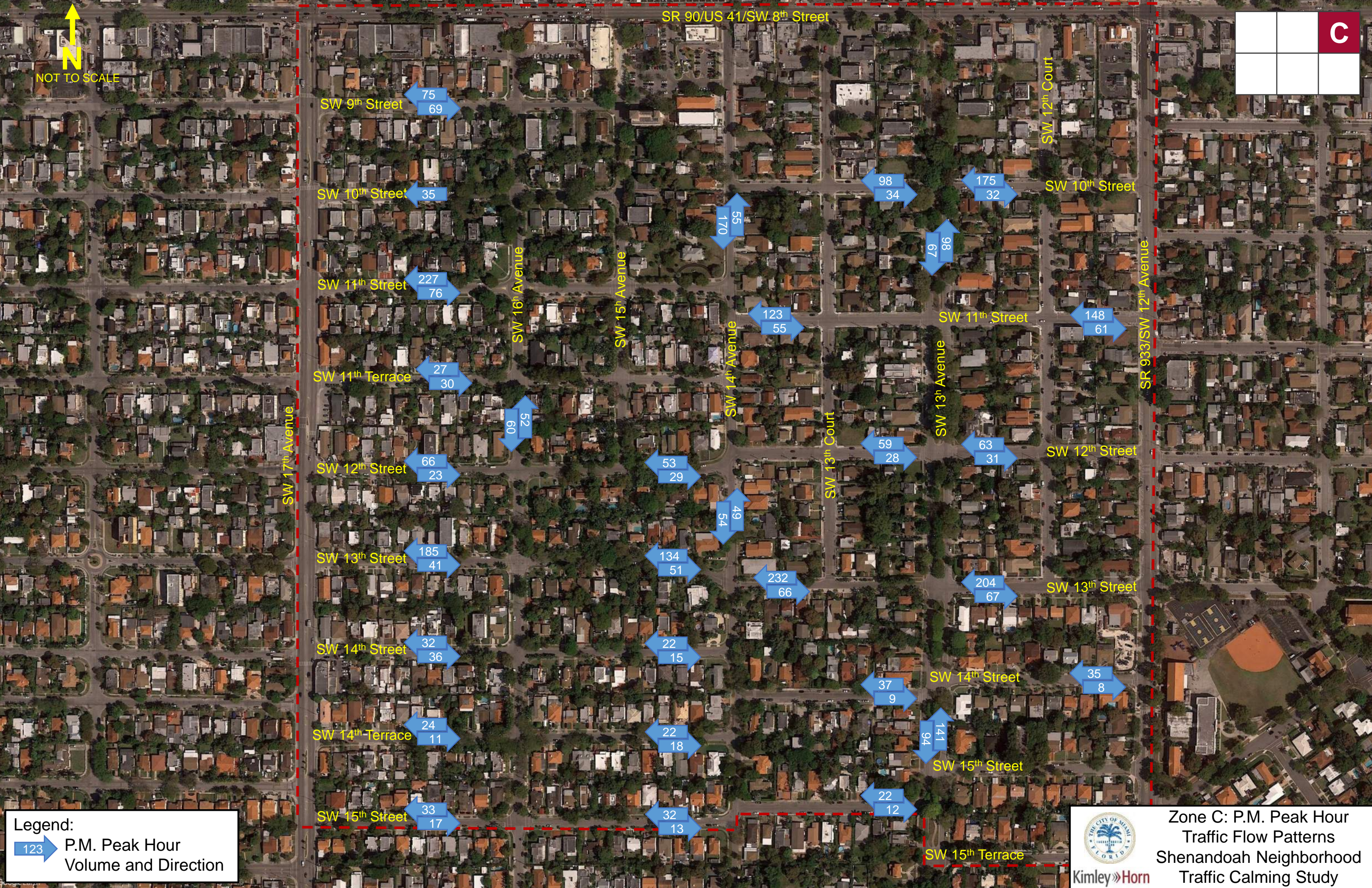



**Zone C: A.M. Peak Hour Traffic Flow Patterns**  
Shenandoah Neighborhood Traffic Calming Study



**Legend:**  
123 → A.M. Peak Hour Volume and Direction

 **Zone C: 3-Hour Peak Period Traffic Flow Patterns (7:00 A.M. – 10:00 A.M.) Shenandoah Neighborhood Traffic Calming Study**  
Kimley»Horn



SR 90/US 41/SW 8<sup>th</sup> Street

SW 9<sup>th</sup> Street 75  
69

SW 10<sup>th</sup> Street 35

SW 11<sup>th</sup> Street 227  
76

SW 11<sup>th</sup> Terrace 27  
30

SW 12<sup>th</sup> Street 66  
23

SW 13<sup>th</sup> Street 185  
41

SW 14<sup>th</sup> Street 32  
36

SW 14<sup>th</sup> Terrace 24  
11

SW 15<sup>th</sup> Street 33  
17

SW 16<sup>th</sup> Avenue

SW 15<sup>th</sup> Avenue

SW 14<sup>th</sup> Avenue

SW 13<sup>th</sup> Court

SW 13<sup>th</sup> Avenue

SW 12<sup>th</sup> Court

SR 933/SW 12<sup>th</sup> Avenue

SW 10<sup>th</sup> Street

SW 11<sup>th</sup> Street

SW 12<sup>th</sup> Street

SW 13<sup>th</sup> Street

SW 14<sup>th</sup> Street


SW 15<sup>th</sup> Street

SW 15<sup>th</sup> Terrace

Legend:  
123 → P.M. Peak Hour  
Volume and Direction



Zone C: P.M. Peak Hour  
Traffic Flow Patterns  
Shenandoah Neighborhood  
Traffic Calming Study



SR 90/US 41/SW 8<sup>th</sup> Street

SW 9<sup>th</sup> Street 181  
99

SW 10<sup>th</sup> Street 91

SW 11<sup>th</sup> Street 592  
196

SW 11<sup>th</sup> Terrace 80  
75

SW 12<sup>th</sup> Street 157  
71

SW 13<sup>th</sup> Street 426  
112

SW 14<sup>th</sup> Street 81  
83

SW 14<sup>th</sup> Terrace 43  
33

SW 15<sup>th</sup> Street 69  
46

SW 16<sup>th</sup> Avenue

SW 15<sup>th</sup> Avenue

SW Avenue 4<sup>th</sup> SW

SW 13<sup>th</sup> Court

SW 13<sup>th</sup> Avenue MS

SW 12<sup>th</sup> Court

SR 933/SW 12<sup>th</sup> Avenue

SW 10<sup>th</sup> Street

SW 11<sup>th</sup> Street

SW 12<sup>th</sup> Street

SW 13<sup>th</sup> Street

SW 14<sup>th</sup> Street

SW 15<sup>th</sup> Street

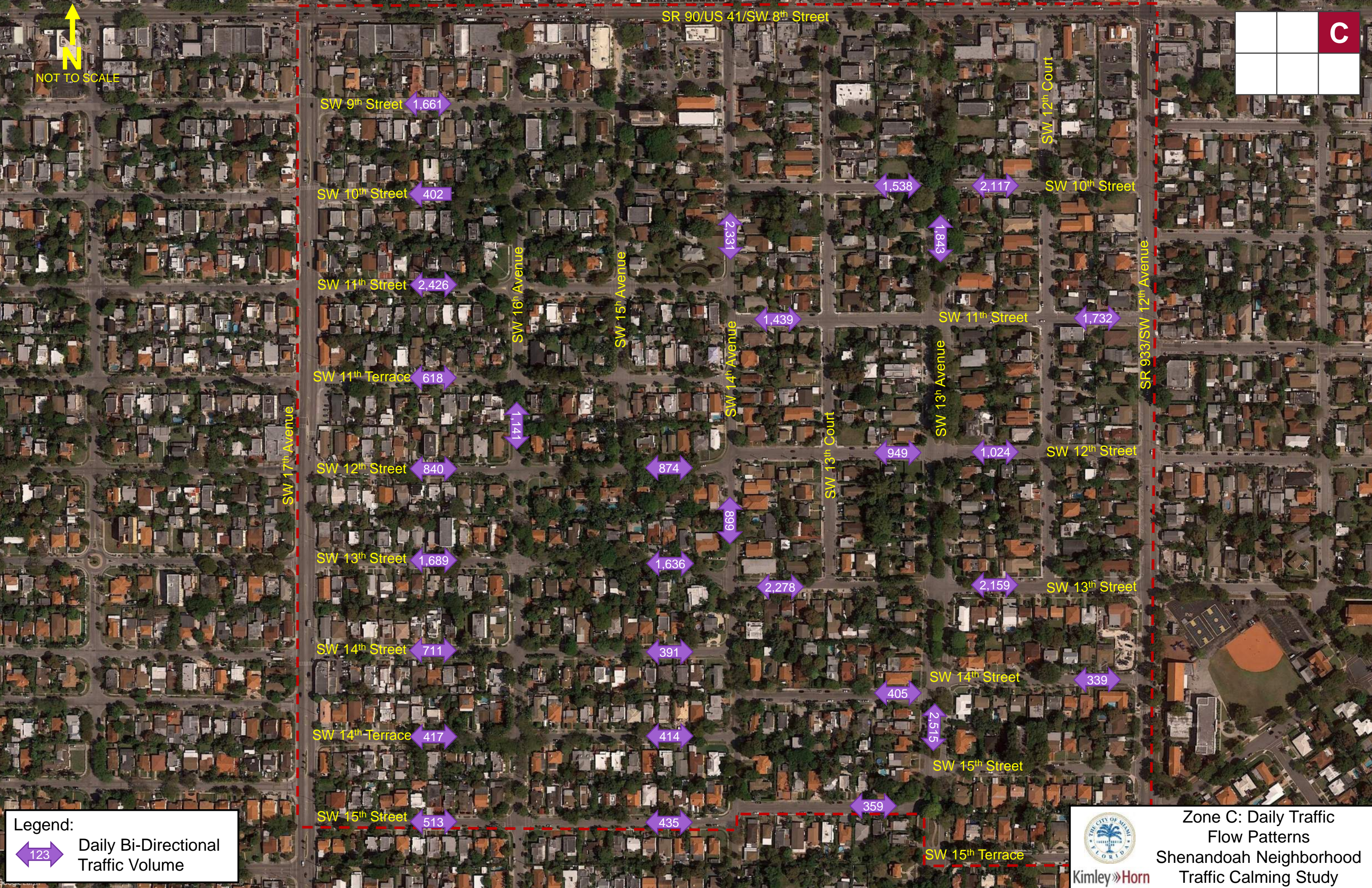

SW 15<sup>th</sup> Terrace

Legend:  
123 → P.M. Peak Hour  
Volume and Direction



Kimley Horn

Zone C: 3-Hour Peak  
Period Traffic Flow Patterns  
(4:00 P.M. – 7:00 P.M.)  
Shenandoah Neighborhood  
Traffic Calming Study

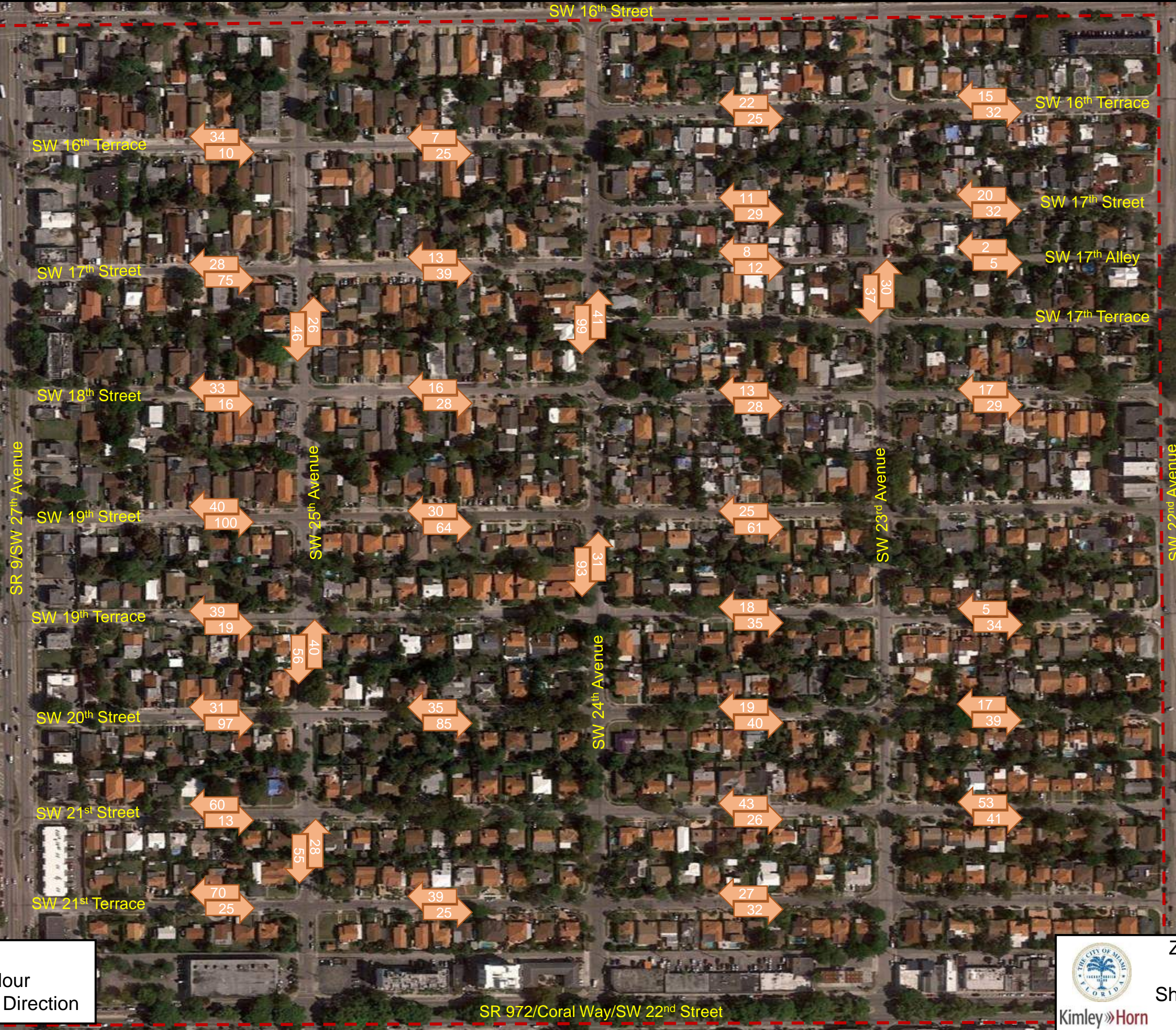


Legend:  
Daily Bi-Directional Traffic Volume



Zone C: Daily Traffic Flow Patterns  
Shenandoah Neighborhood Traffic Calming Study

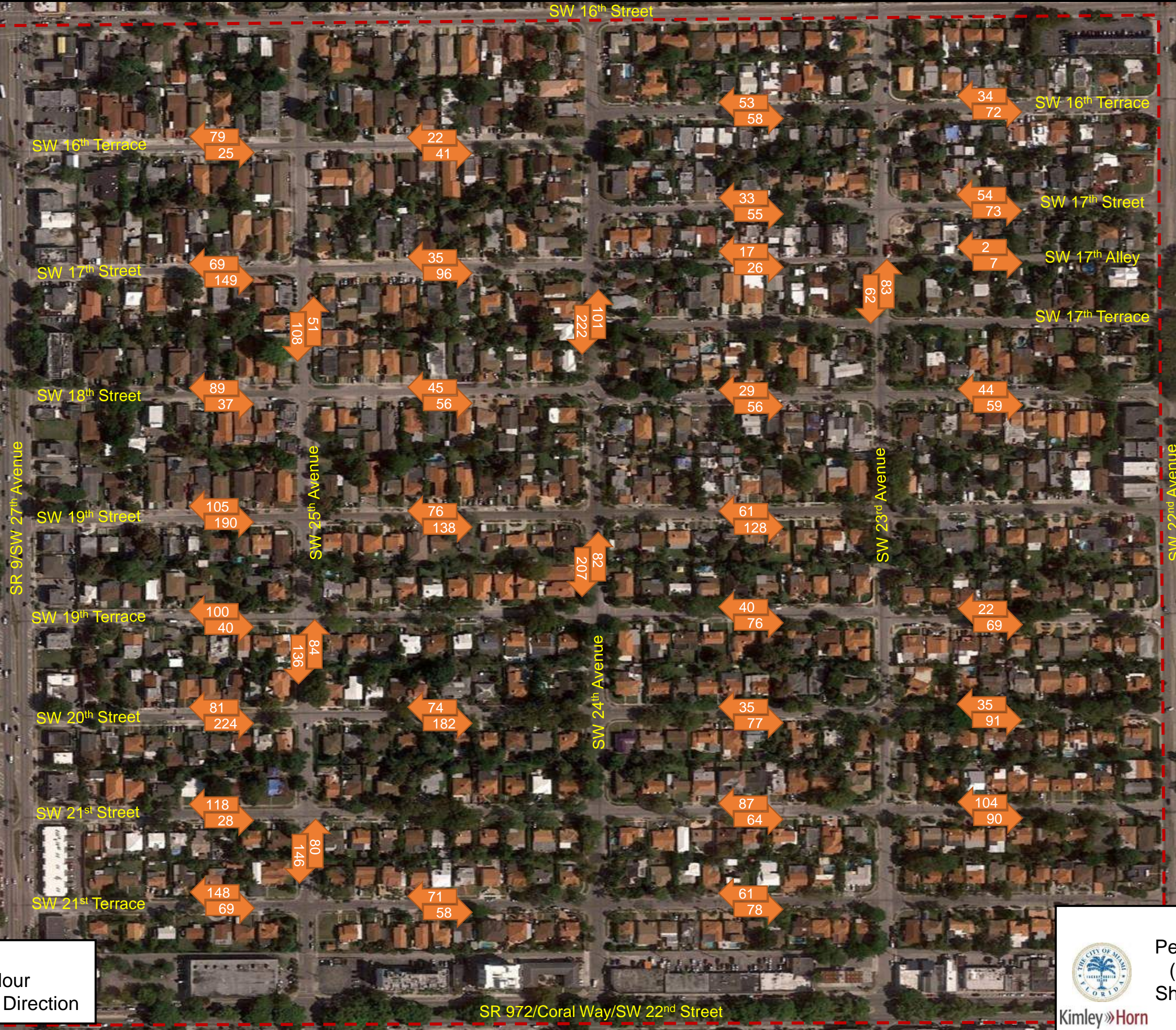







**Legend:**  
123 → A.M. Peak Hour Volume and Direction

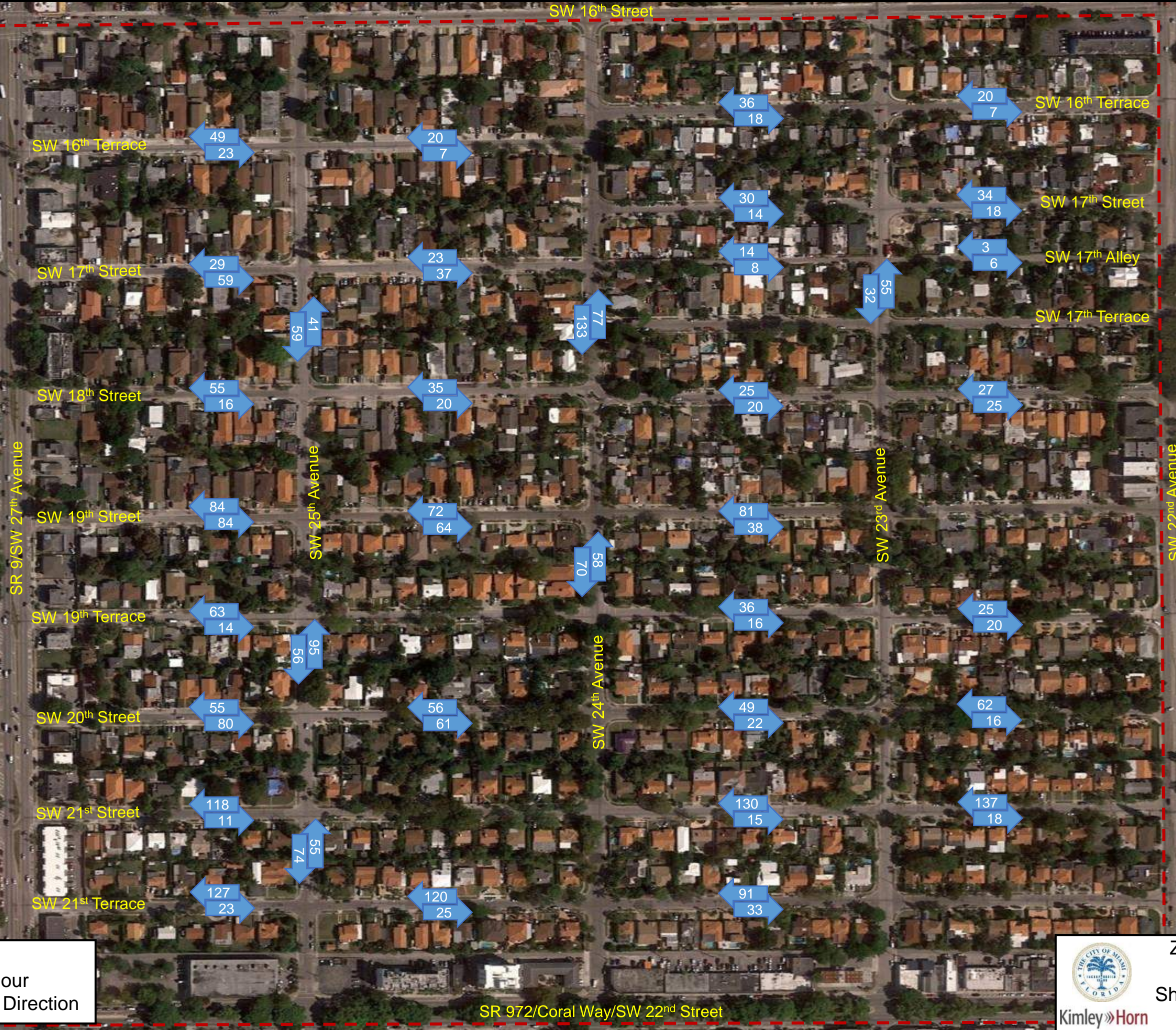


**Zone D: A.M. Peak Hour Traffic Flow Patterns**  
Shenandoah Neighborhood Traffic Calming Study



**Legend:**  
 A.M. Peak Hour Volume and Direction

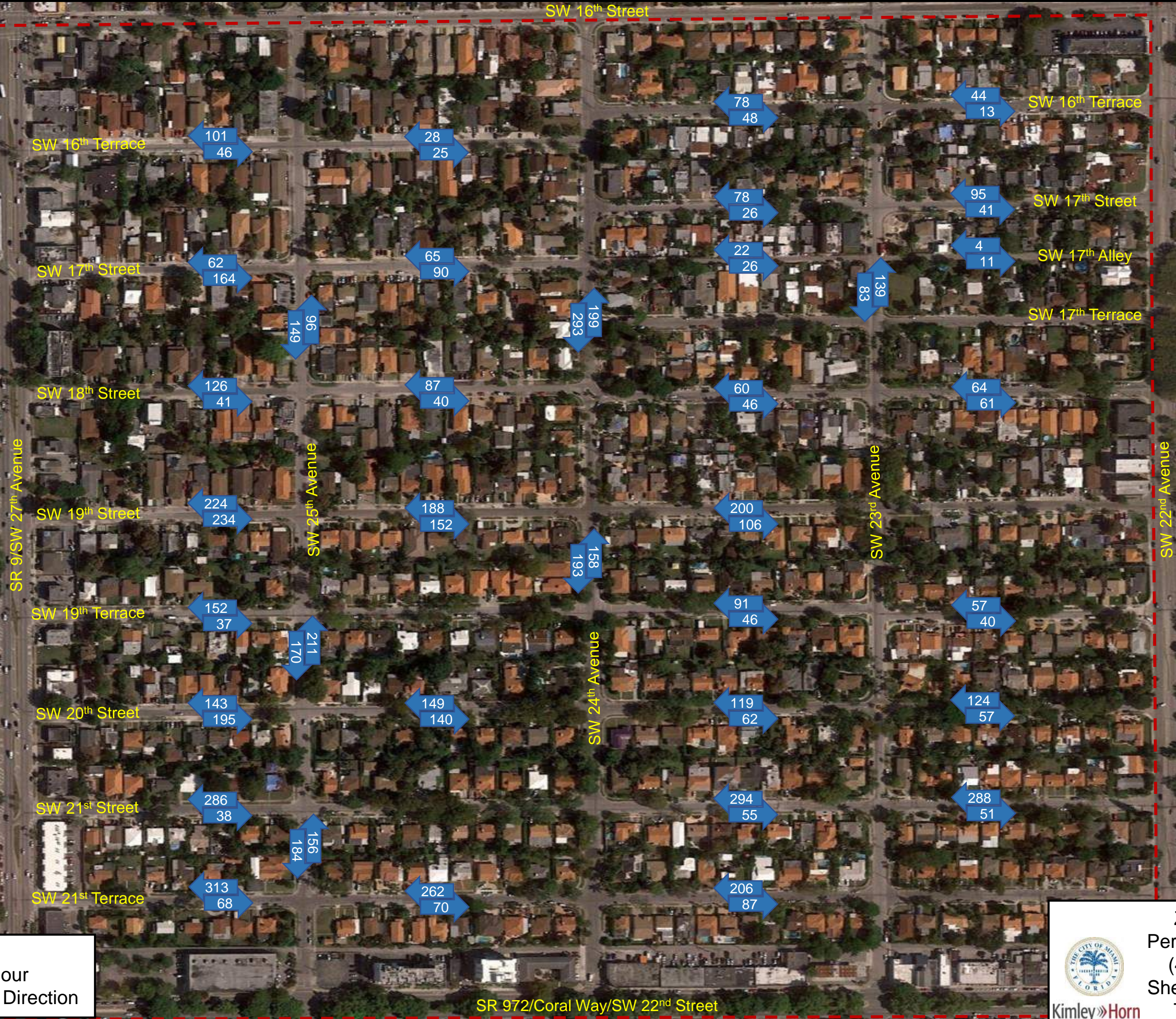

**Zone D: 3-Hour Peak Period Traffic Flow Patterns (7:00 A.M. – 10:00 A.M.)**  
 Shenandoah Neighborhood Traffic Calming Study  





Legend:  
123 → P.M. Peak Hour Volume and Direction




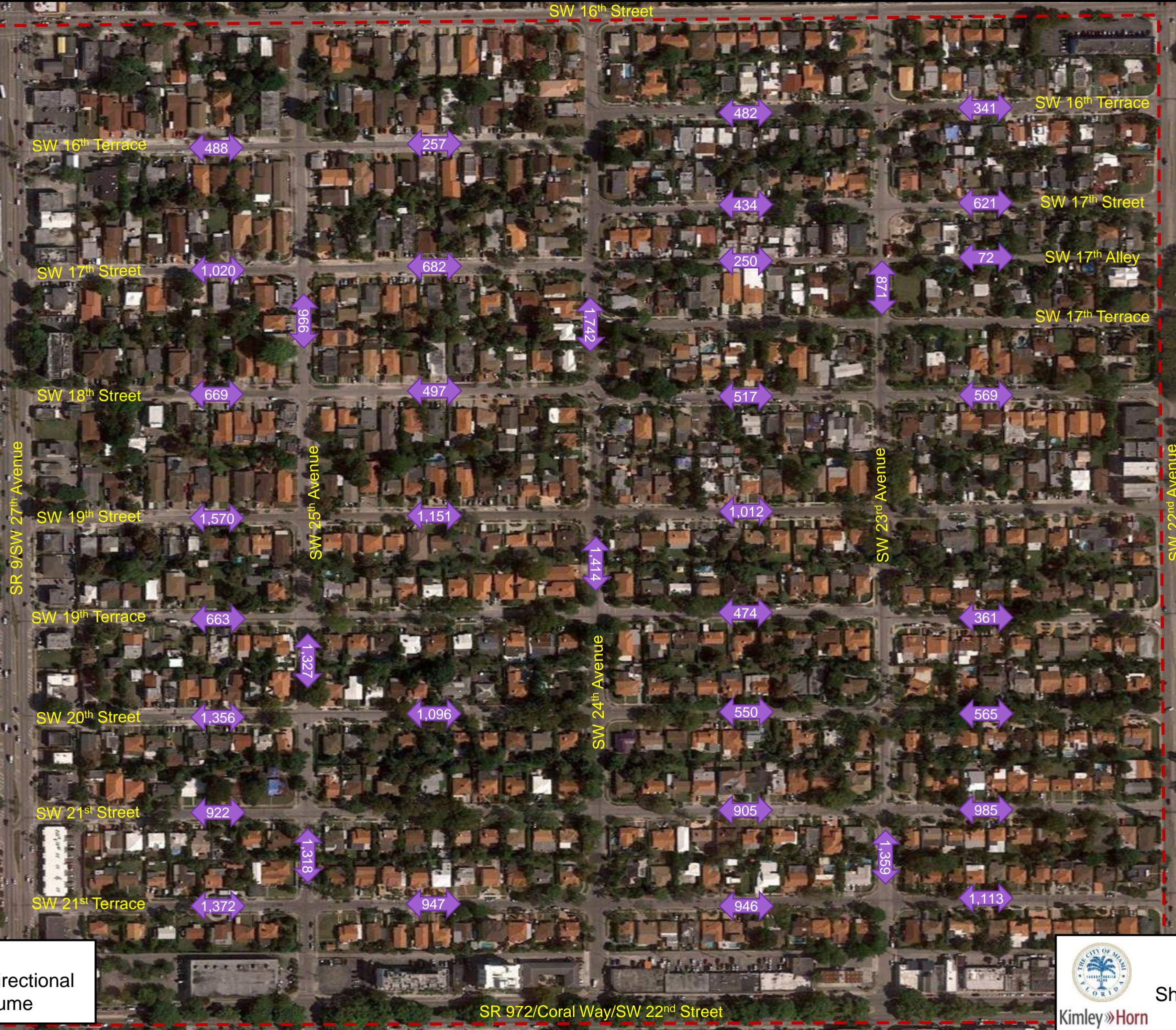

Zone D: P.M. Peak Hour Traffic Flow Patterns  
Shenandoah Neighborhood Traffic Calming Study





Legend:  
123 → P.M. Peak Hour Volume and Direction

 Zone D: 3-Hour Peak Period Traffic Flow Patterns (4:00 P.M. – 7:00 P.M.) Shenandoah Neighborhood Traffic Calming Study

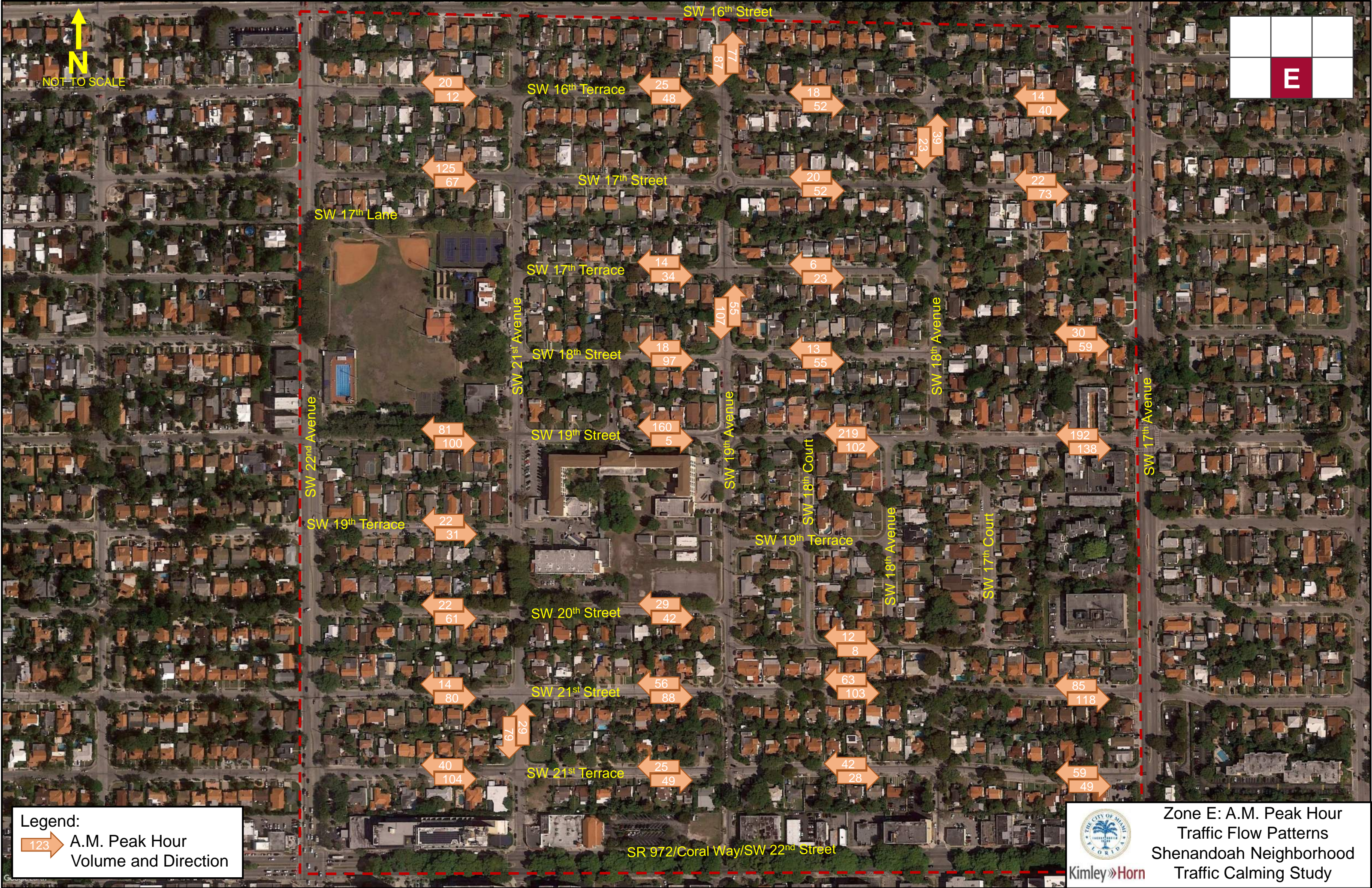

 Kimley-Horn




**Legend:**  
 Daily Bi-Directional Traffic Volume

 **Zone D: Daily Traffic Flow Patterns**  
Shenandoah Neighborhood Traffic Calming Study  


SR 972/Coral Way/SW 22<sup>nd</sup> Street



**Legend:**

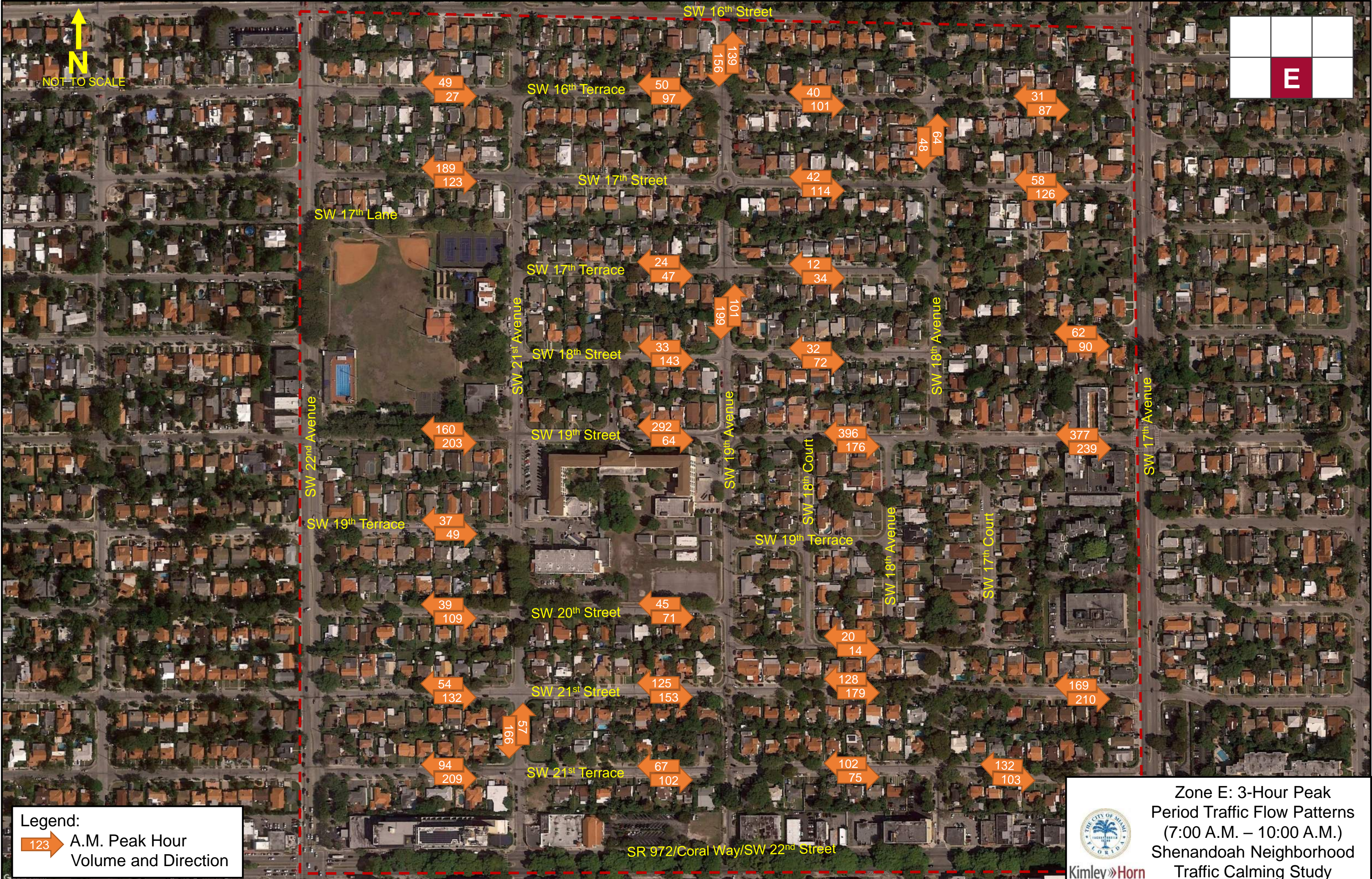

 A.M. Peak Hour Volume and Direction






**Zone E: A.M. Peak Hour Traffic Flow Patterns**  
 Shenandoah Neighborhood Traffic Calming Study

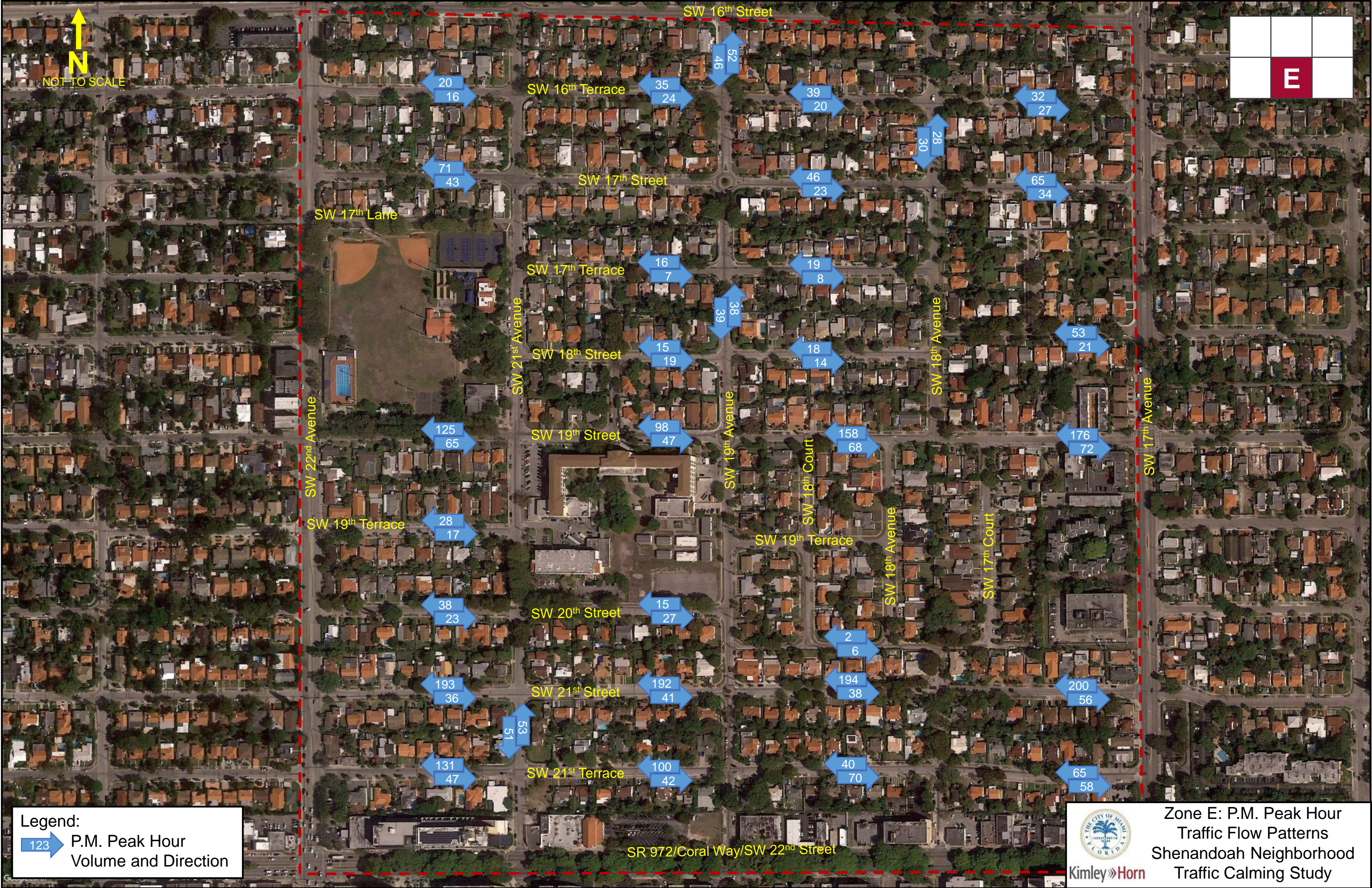

Kimley»Horn


SR 972/Coral Way/SW 22<sup>nd</sup> Street



**Legend:**  
 A.M. Peak Hour  
 Volume and Direction


**Zone E: 3-Hour Peak  
 Period Traffic Flow Patterns  
 (7:00 A.M. – 10:00 A.M.)  
 Shenandoah Neighborhood  
 Traffic Calming Study**  




**Legend:**  
 P.M. Peak Hour  
 Volume and Direction

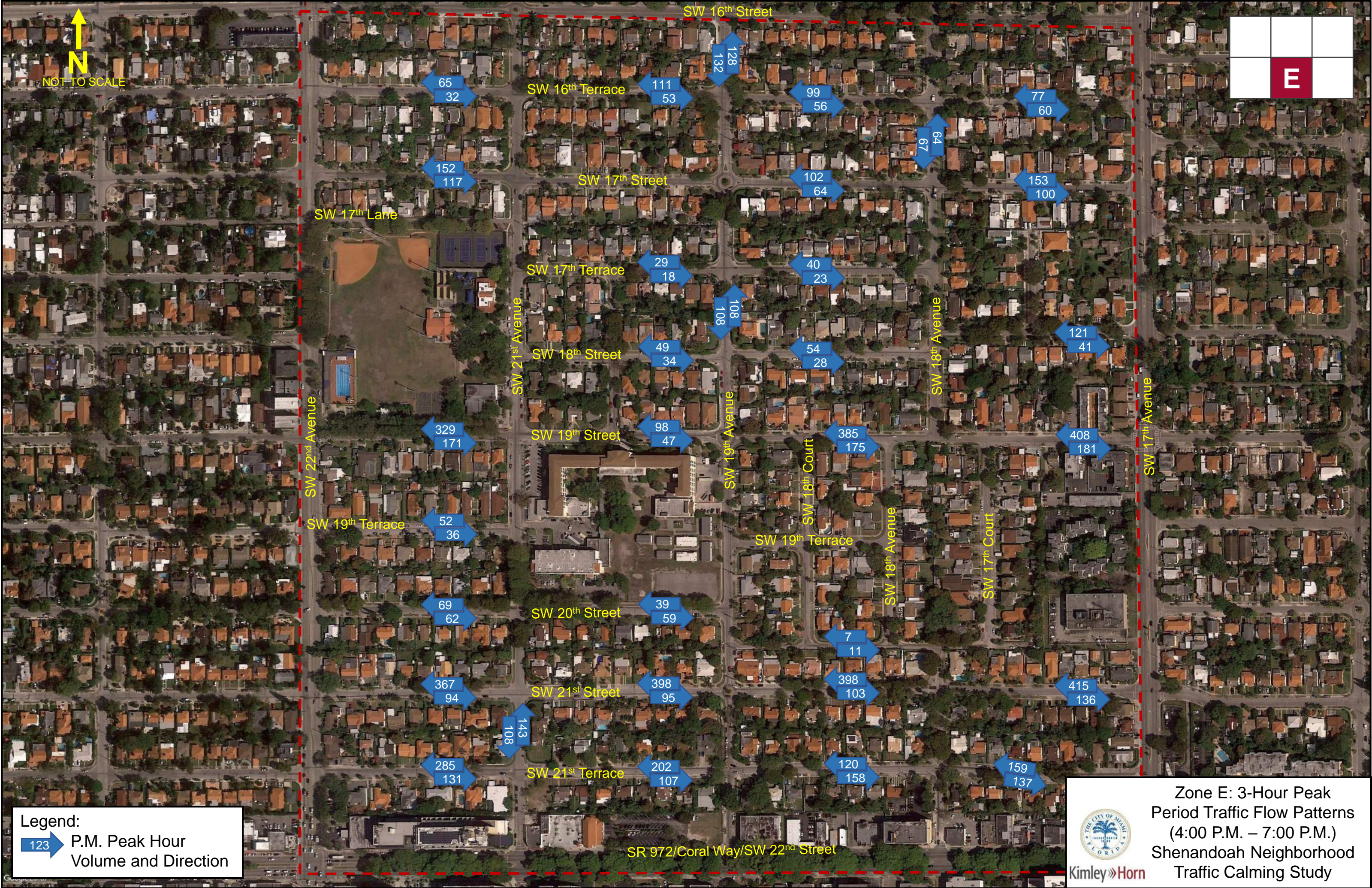




Kimley»Horn



**Zone E: P.M. Peak Hour  
 Traffic Flow Patterns  
 Shenandoah Neighborhood  
 Traffic Calming Study**

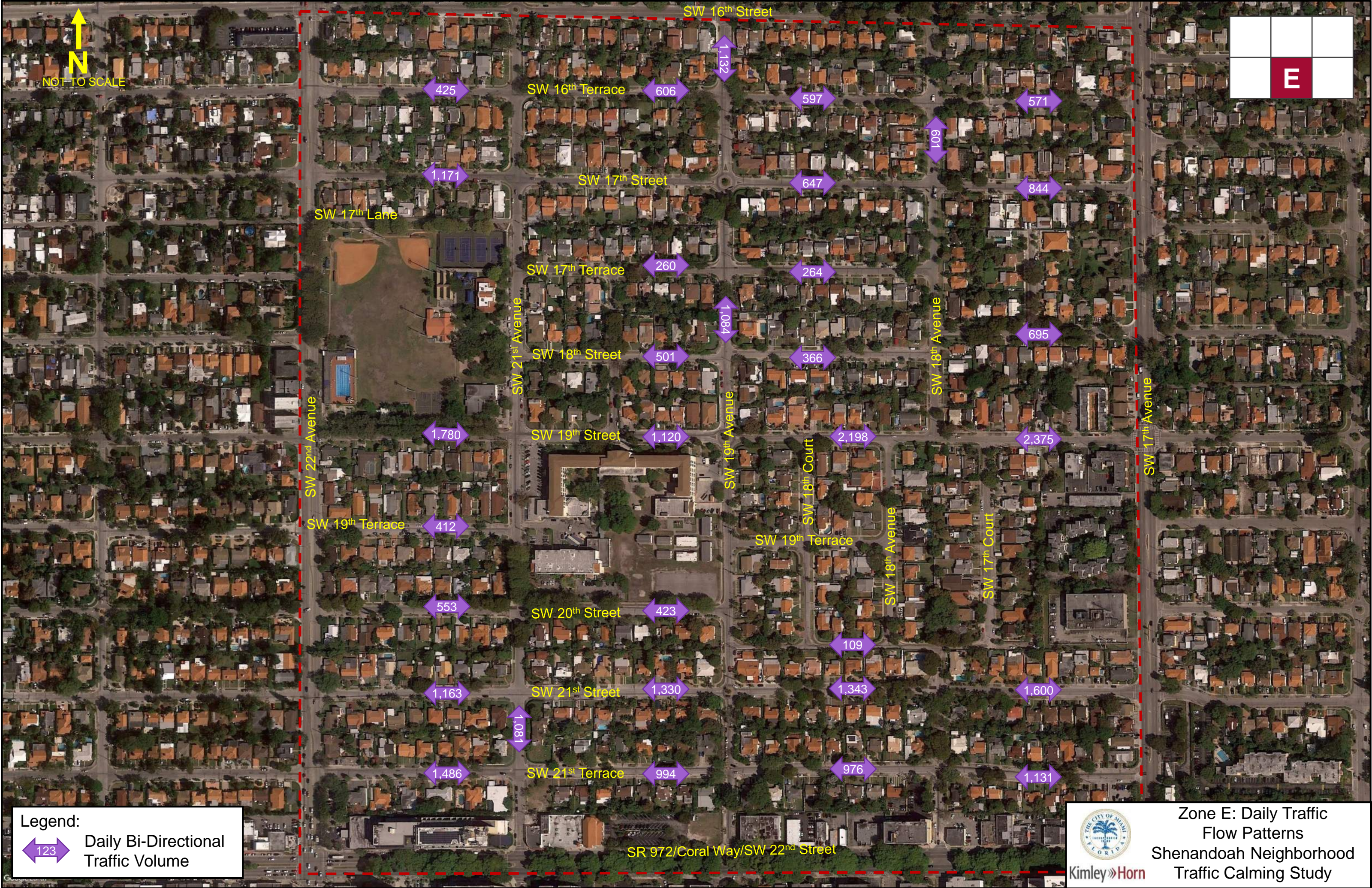

SR 972/Coral Way/SW 22<sup>nd</sup> Street





**Legend:**  
 P.M. Peak Hour  
 Volume and Direction


**Zone E: 3-Hour Peak  
 Period Traffic Flow Patterns  
 (4:00 P.M. – 7:00 P.M.)  
 Shenandoah Neighborhood  
 Traffic Calming Study**  







Legend:  
↔ 123 ↔  
Daily Bi-Directional  
Traffic Volume



Zone E: Daily Traffic  
Flow Patterns  
Shenandoah Neighborhood  
Traffic Calming Study

SR 972/Coral Way/SW 22<sup>nd</sup> Street






**Legend:**  
 A.M. Peak Hour  
Volume and Direction




Kimley»Horn

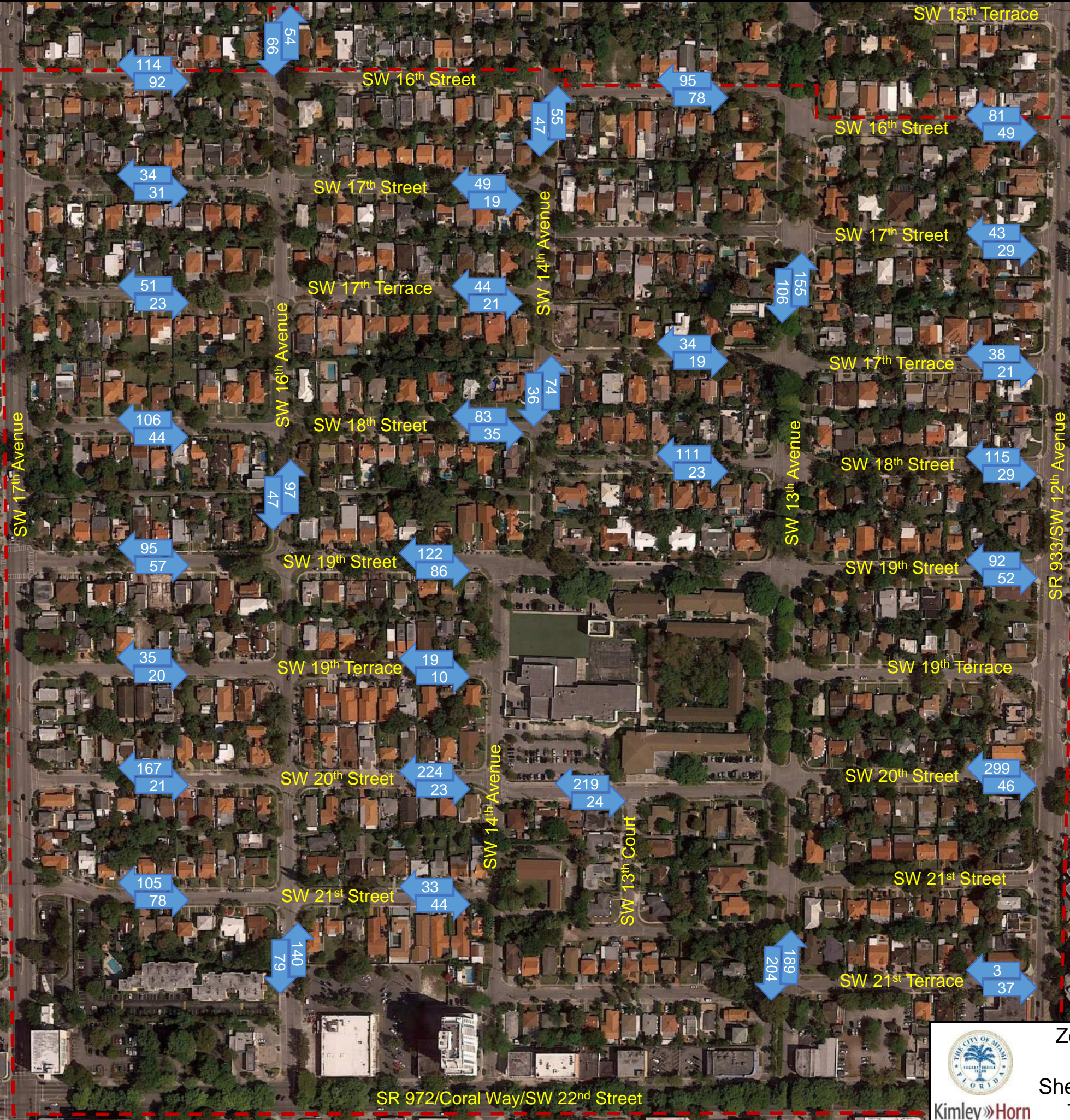

**Zone F: A.M. Peak Hour  
Traffic Flow Patterns  
Shenandoah Neighborhood  
Traffic Calming Study**




**Legend:**  
 A.M. Peak Hour  
Volume and Direction

  
**Kimley»Horn**

**Zone F: 3-Hour Peak  
Period Traffic Flow Patterns  
(7:00 A.M. – 10:00 A.M.)  
Shenandoah Neighborhood  
Traffic Calming Study**

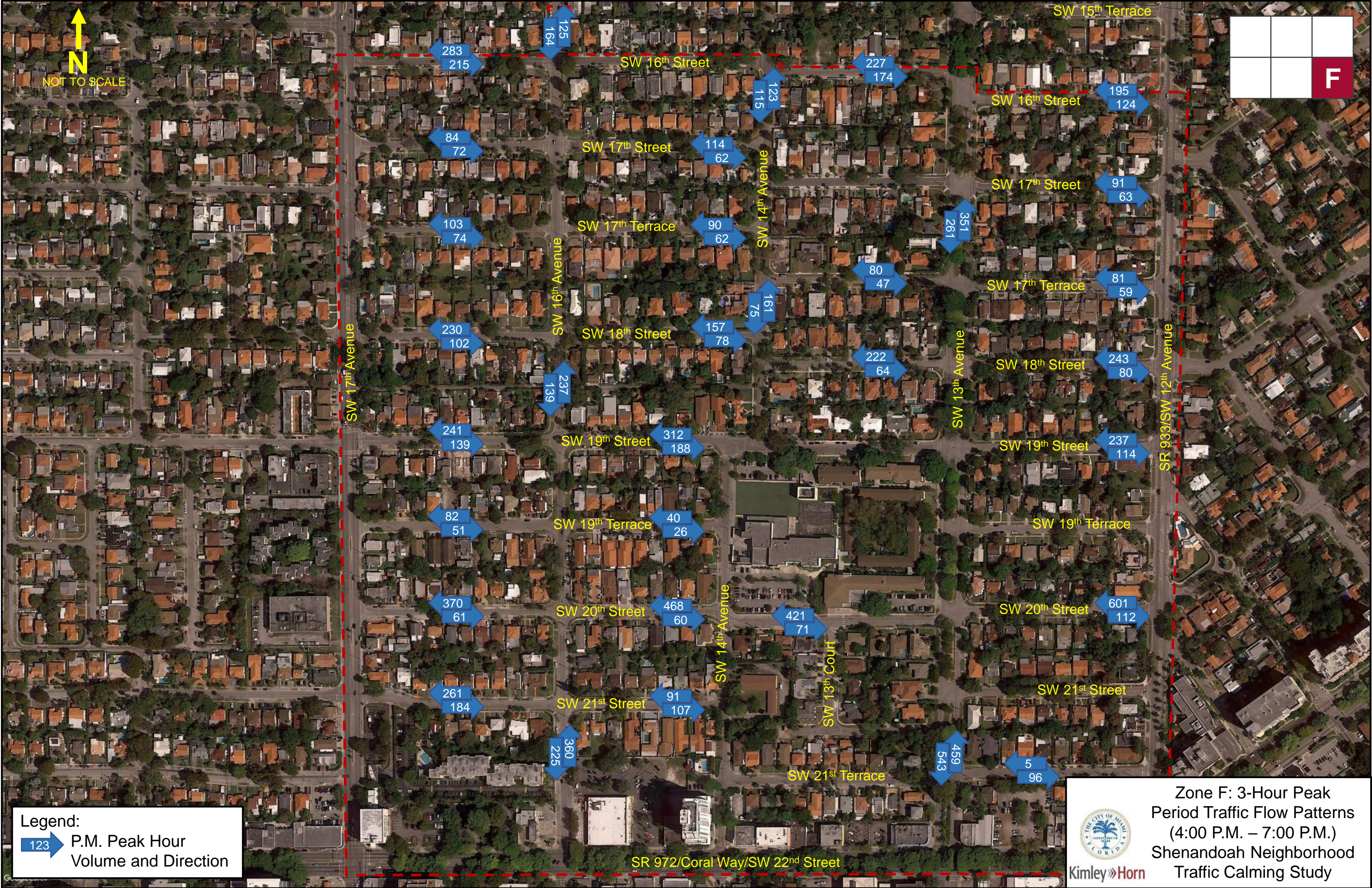



**Legend:**  
 P.M. Peak Hour  
Volume and Direction




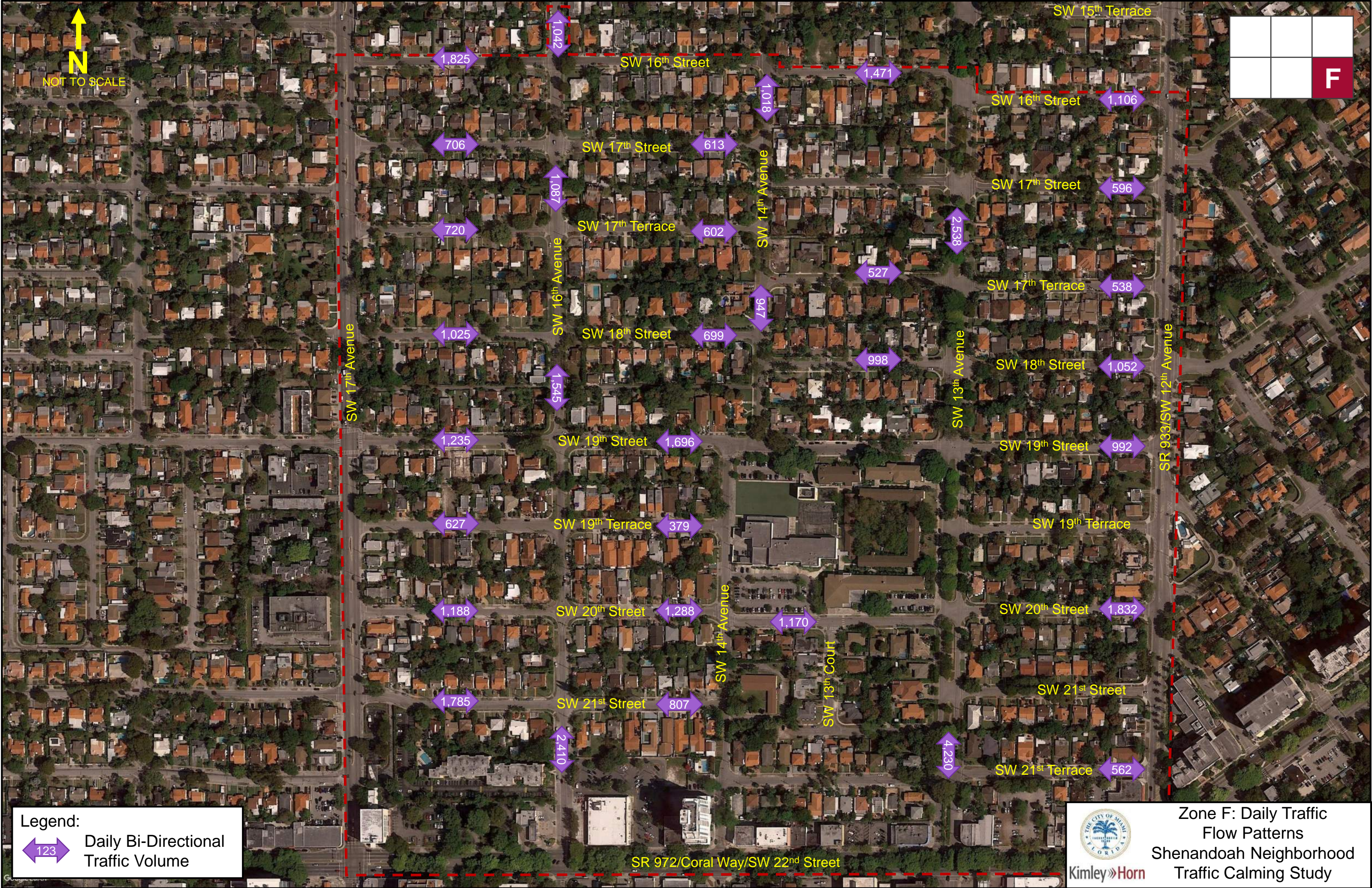

Kimley»Horn

Zone F: P.M. Peak Hour  
Traffic Flow Patterns  
Shenandoah Neighborhood  
Traffic Calming Study



**Legend:**  
123 → P.M. Peak Hour Volume and Direction

  
**Kimley»Horn**  
Zone F: 3-Hour Peak Period Traffic Flow Patterns (4:00 P.M. – 7:00 P.M.)  
Shenandoah Neighborhood Traffic Calming Study



**Legend:**  
Daily Bi-Directional Traffic Volume



**Zone F: Daily Traffic Flow Patterns**  
Shenandoah Neighborhood Traffic Calming Study

Street	Volume
SW 16th Street	1,825
SW 16th Street	1,471
SW 16th Street	1,106
SW 17th Street	706
SW 17th Street	613
SW 17th Street	596
SW 17th Terrace	720
SW 17th Terrace	602
SW 17th Terrace	538
SW 18th Street	1,025
SW 18th Street	699
SW 18th Street	1,052
SW 19th Street	1,235
SW 19th Street	1,696
SW 19th Street	992
SW 19th Terrace	627
SW 19th Terrace	379
SW 19th Terrace	992
SW 20th Street	1,188
SW 20th Street	1,288
SW 20th Street	1,832
SW 21st Street	1,785
SW 21st Street	807
SW 21st Street	562

## **Appendix D**

Summary of Treatments, Renderings, and  
Planning Level Cost Estimates



PHASE 0 IMPROVEMENTS

Improvement	Location					
	Zone A	Zone B	Zone C	Zone D	Zone E	Zone F
Raised Intersections	SW 10 <sup>th</sup> Street and SW 25 <sup>th</sup> Avenue	N/A	N/A	N/A	N/A	SW 17 <sup>th</sup> Street and SW 16 <sup>th</sup> Avenue
	SW 13 <sup>th</sup> Street and SW 24 <sup>th</sup> Avenue					SW 17 <sup>th</sup> Street and SW 14 <sup>th</sup> Avenue
						SW 21 <sup>st</sup> Street and SW 16 <sup>th</sup> Avenue
Speed Tables	SW 14 <sup>th</sup> Street between SR 9/SW 27 <sup>th</sup> Avenue and SW 25 <sup>th</sup> Avenue	SW 11 <sup>th</sup> Street between SW 18 <sup>th</sup> Avenue and SW 17 <sup>th</sup> Avenue	SW 11 <sup>th</sup> Street between SW 17 <sup>th</sup> Avenue and SW 16 <sup>th</sup> Avenue	SW 21 <sup>st</sup> Street between SW 23 <sup>rd</sup> Avenue and SW 22 <sup>nd</sup> Avenue	SW 17 <sup>th</sup> Street between SW 22 <sup>nd</sup> Avenue and SW 21 <sup>st</sup> Avenue	SW 18 <sup>th</sup> Street between SW 17 <sup>th</sup> Avenue and SW 16 <sup>th</sup> Avenue
		SW 12 <sup>th</sup> Street between SW 22 <sup>nd</sup> Avenue and SW 21 <sup>st</sup> Avenue			SW 17 <sup>th</sup> Street between SW 18 <sup>th</sup> Court and SW 18 <sup>th</sup> Avenue	SW 18 <sup>th</sup> Street between SW 13 <sup>th</sup> Avenue and SR 933/SW 12 <sup>th</sup> Avenue
		SW 14 <sup>th</sup> Terrace between SW 18 <sup>th</sup> Avenue and SW 17 <sup>th</sup> Avenue			SW 17 <sup>th</sup> Street between SW 17 <sup>th</sup> Court and SW 17 <sup>th</sup> Avenue	SW 20 <sup>th</sup> Street between SW 17 <sup>th</sup> Avenue and SW 16 <sup>th</sup> Avenue
						SW 20 <sup>th</sup> Street between SW 13 <sup>th</sup> Avenue and SR 933/SW 12 <sup>th</sup> Avenue
Mid-Block Bulb-Outs	N/A	N/A	N/A	SW 19 <sup>th</sup> Street between SR 9/SW 27 <sup>th</sup> Avenue and SW 25 <sup>th</sup> Avenue	N/A	N/A
Raised Mid-Block Bulb-Outs	N/A	N/A	N/A	SW 21 <sup>st</sup> Street between SW 24 <sup>th</sup> Avenue and SW 23 <sup>rd</sup> Avenue	SW 21 <sup>st</sup> Terrace between SW 22 <sup>nd</sup> Avenue and SW 21 <sup>st</sup> Avenue	N/A

PHASE 1 IMPROVEMENTS

Improvement	Location					
	Zone A	Zone B	Zone C	Zone D	Zone E	Zone F
Raised Intersections	SW 9 <sup>th</sup> Street and SW 24 <sup>th</sup> Avenue	SW 9 <sup>th</sup> Street and SW 19 <sup>th</sup> Avenue	SW 9 <sup>th</sup> Street and SW 16 <sup>th</sup> Avenue	SW 16 <sup>th</sup> Terrace and SW 24 <sup>th</sup> Avenue	SW 16 <sup>th</sup> Terrace and SW 18 <sup>th</sup> Avenue	SW 17 <sup>th</sup> Street and SW 16 <sup>th</sup> Avenue
	SW 12 <sup>th</sup> Street and SW 25 <sup>th</sup> Avenue	SW 9 <sup>th</sup> Street and SW 18 <sup>th</sup> Avenue	SW 10 <sup>th</sup> Street and SW 13 <sup>th</sup> Court	SW 16 <sup>th</sup> Terrace and SW 23 <sup>rd</sup> Avenue	SW 17 <sup>th</sup> Street and SW 21 <sup>st</sup> Avenue	SW 17 <sup>th</sup> Street and SW 14 <sup>th</sup> Avenue
	SW 13 <sup>th</sup> Street and SW 25 <sup>th</sup> Avenue	SW 12 <sup>th</sup> Street and SW 19 <sup>th</sup> Avenue	SW 10 <sup>th</sup> Street and SW 12 <sup>th</sup> Court	SW 17 <sup>th</sup> Street and SW 25 <sup>th</sup> Avenue	SW 17 <sup>th</sup> Terrace and SW 19 <sup>th</sup> Avenue	SW 21 <sup>st</sup> Street and SW 16 <sup>th</sup> Avenue
	SW 15 <sup>th</sup> Street and SW 24 <sup>th</sup> Avenue		SW 12 <sup>th</sup> Street and SW 12 <sup>th</sup> Court	SW 18 <sup>th</sup> Street and SW 25 <sup>th</sup> Avenue	SW 19 <sup>th</sup> Terrace and SW 18 <sup>th</sup> Court	
			SW 13 <sup>th</sup> Street and SW 16 <sup>th</sup> Avenue	SW 21 <sup>st</sup> Street and SW 25 <sup>th</sup> Avenue	SW 21 <sup>st</sup> Terrace and SW 21 <sup>st</sup> Avenue	
			SW 13 <sup>th</sup> Street and SW 12 <sup>th</sup> Court	SW 21 <sup>st</sup> Terrace and SW 24 <sup>th</sup> Avenue	SW 21 <sup>st</sup> Terrace and SW 19 <sup>th</sup> Avenue	
			SW 15 <sup>th</sup> Street and SW 16 <sup>th</sup> Avenue	SW 21 <sup>st</sup> Terrace and SW 23 <sup>rd</sup> Avenue		
Speed Tables	SW 11 <sup>th</sup> Street between SW 23 <sup>rd</sup> Avenue and SW 22 <sup>nd</sup> Avenue	SW 9 <sup>th</sup> Street between SW 10 <sup>th</sup> Street Road and SW 20 <sup>th</sup> Avenue	SW 9 <sup>th</sup> Street between SW 17 <sup>th</sup> Avenue and SW 16 <sup>th</sup> Avenue	SW 16 <sup>th</sup> Terrace between SW 23 <sup>rd</sup> Avenue and SW 22 <sup>nd</sup> Avenue	SW 16 <sup>th</sup> Terrace between SW 22 <sup>nd</sup> Avenue and SW 21 <sup>st</sup> Avenue	SW 17 <sup>th</sup> Street between SW 17 <sup>th</sup> Avenue and SW 16 <sup>th</sup> Avenue
	SW 11 <sup>th</sup> Terrace between SW 23 <sup>rd</sup> Avenue and SW 22 <sup>nd</sup> Avenue	SW 10 <sup>th</sup> Street between SW 19 <sup>th</sup> Avenue and SW 18 <sup>th</sup> Avenue	SW 10 <sup>th</sup> Street between SW 17 <sup>th</sup> Avenue and SW 16 <sup>th</sup> Avenue	SW 17 <sup>th</sup> Street between SW 24 <sup>th</sup> Avenue and SW 23 <sup>rd</sup> Avenue	SW 16 <sup>th</sup> Terrace between SW 18 <sup>th</sup> Avenue and SW 17 <sup>th</sup> Avenue	SW 17 <sup>th</sup> Street between SW 13 <sup>th</sup> Avenue and SR 933/SW 12 <sup>th</sup> Avenue
	SW 12 <sup>th</sup> Street between SW 22 <sup>nd</sup> Court and SW 22 <sup>nd</sup> Avenue	SW 10 <sup>th</sup> Street between SW 18 <sup>th</sup> Avenue and SW 17 <sup>th</sup> Avenue	SW 12 <sup>th</sup> Court between SW 10 <sup>th</sup> Street and SW 11 <sup>th</sup> Street	SW 17 <sup>th</sup> Street between SW 23 <sup>rd</sup> Avenue and SW 22 <sup>nd</sup> Avenue	SW 17 <sup>th</sup> Street between SW 19 <sup>th</sup> Avenue and SW 18 <sup>th</sup> Avenue	SW 17 <sup>th</sup> Terrace between SW 17 <sup>th</sup> Avenue and SW 16 <sup>th</sup> Avenue
	SW 13 <sup>th</sup> Street between SW 23 <sup>rd</sup> Court and SW 22 <sup>nd</sup> Court	SW 11 <sup>th</sup> Street between SW 19 <sup>th</sup> Avenue and SW 18 <sup>th</sup> Avenue	SW 11 <sup>th</sup> Terrace between SW 17 <sup>th</sup> Avenue and SW 16 <sup>th</sup> Avenue	SW 17 <sup>th</sup> Ally between SW 24 <sup>th</sup> Avenue and SW 23 <sup>rd</sup> Avenue	SW 17 <sup>th</sup> Street between SW 18 <sup>th</sup> Avenue and SW 17 <sup>th</sup> Avenue	SW 17 <sup>th</sup> Terrace between SW 13 <sup>th</sup> Avenue and SR 933/SW 12 <sup>th</sup> Avenue
	SW 14 <sup>th</sup> Street between SW 25 <sup>th</sup> Avenue and SW 24 <sup>th</sup> Avenue	SW 11 <sup>th</sup> Street between SW 22 <sup>nd</sup> Avenue and SW 21 <sup>st</sup> Avenue	SW 12 <sup>th</sup> Street between SW 17 <sup>th</sup> Avenue and SW 16 <sup>th</sup> Avenue	SW 17 <sup>th</sup> Terrace between SW 24 <sup>th</sup> Avenue and SW 23 <sup>rd</sup> Avenue	SW 18 <sup>th</sup> Street between SW 18 <sup>th</sup> Avenue and SW 17 <sup>th</sup> Avenue	SW 18 <sup>th</sup> Street between SW 16 <sup>th</sup> Avenue and SW 14 <sup>th</sup> Avenue
	SW 14 <sup>th</sup> Street between SW 24 <sup>th</sup> Avenue and SW 23 <sup>rd</sup> Avenue	SW 11 <sup>th</sup> Terrace between SW 19 <sup>th</sup> Avenue and SW 18 <sup>th</sup> Avenue	SW 14 <sup>th</sup> Street between SW 17 <sup>th</sup> Avenue and SW 16 <sup>th</sup> Avenue	SW 17 <sup>th</sup> Terrace between SW 23 <sup>rd</sup> Avenue and SW 22 <sup>nd</sup> Avenue	SW 19 <sup>th</sup> Terrace between SW 22 <sup>nd</sup> Avenue and SW 21 <sup>st</sup> Avenue	SW 18 <sup>th</sup> Street between SW 14 <sup>th</sup> Avenue and SW 13 <sup>th</sup> Avenue
	SW 14 <sup>th</sup> Street between SW 23 <sup>rd</sup> Avenue and SW 22 <sup>nd</sup> Avenue	SW 11 <sup>th</sup> Terrace between SW 18 <sup>th</sup> Avenue and SW 17 <sup>th</sup> Avenue	SW 14 <sup>th</sup> Terrace between SW 17 <sup>th</sup> Avenue and SW 16 <sup>th</sup> Avenue	SW 19 <sup>th</sup> Terrace between SR 9/SW 27 <sup>th</sup> Avenue and SW 25 <sup>th</sup> Avenue	SW 20 <sup>th</sup> Street between SW 22 <sup>nd</sup> Avenue and SW 21 <sup>st</sup> Avenue	SW 19 <sup>th</sup> Street between SW 17 <sup>th</sup> Avenue and SW 16 <sup>th</sup> Avenue
	SW 15 <sup>th</sup> Street between SR 9/SW 27 <sup>th</sup> Avenue and SW 25 <sup>th</sup> Avenue	SW 11 <sup>th</sup> Terrace between SW 22 <sup>nd</sup> Avenue and SW 21 <sup>st</sup> Avenue	SW 14 <sup>th</sup> Avenue between SW 14 <sup>th</sup> Terrace and SW 15 <sup>th</sup> Street	SW 19 <sup>th</sup> Terrace between SW 25 <sup>th</sup> Avenue and SW 24 <sup>th</sup> Avenue	SW 21 <sup>st</sup> Street between SW 22 <sup>nd</sup> Avenue and SW 21 <sup>st</sup> Avenue	SW 19 <sup>th</sup> Street between SW 13 <sup>th</sup> Avenue and SR 933/SW 12 <sup>th</sup> Avenue
	SW 15 <sup>th</sup> Street between SW 23 <sup>rd</sup> Avenue and SW 22 <sup>nd</sup> Avenue	SW 12 <sup>th</sup> Street between SW 19 <sup>th</sup> Avenue and SW 18 <sup>th</sup> Avenue		SW 19 <sup>th</sup> Terrace between SW 23 <sup>rd</sup> Avenue and SW 22 <sup>nd</sup> Avenue	SW 21 <sup>st</sup> Street between SW 19 <sup>th</sup> Avenue and SW 18 <sup>th</sup> Avenue	SW 19 <sup>th</sup> Terrace between SW 17 <sup>th</sup> Avenue and SW 16 <sup>th</sup> Avenue
		SW 12 <sup>th</sup> Street between SW 18 <sup>th</sup> Avenue and SW 17 <sup>th</sup> Avenue		SW 20 <sup>th</sup> Street between SW 25 <sup>th</sup> Avenue and SW 24 <sup>th</sup> Avenue	SW 21 <sup>st</sup> Street between SW 17 <sup>th</sup> Court Avenue and SW 17 <sup>th</sup> Avenue	SW 14 <sup>th</sup> Avenue between SW 21 <sup>st</sup> Street and SW 21 <sup>st</sup> Terrace
		SW 13 <sup>th</sup> Street between SW 19 <sup>th</sup> Avenue and SW 18 <sup>th</sup> Avenue		SW 20 <sup>th</sup> Street between SW 23 <sup>rd</sup> Avenue and SW 22 <sup>nd</sup> Avenue	SW 21 <sup>st</sup> Terrace between SW 18 <sup>th</sup> Avenue and SW 17 <sup>th</sup> Avenue	
		SW 13 <sup>th</sup> Street between SW 18 <sup>th</sup> Avenue and SW 17 <sup>th</sup> Avenue		SW 21 <sup>st</sup> Street between SR 9/SW 27 <sup>th</sup> Avenue and SW 25 <sup>th</sup> Avenue		
		SW 13 <sup>th</sup> Street between SW 22 <sup>nd</sup> Avenue and SW 21 <sup>st</sup> Avenue		SW 21 <sup>st</sup> Terrace between SR 9/SW 27 <sup>th</sup> Avenue and SW 25 <sup>th</sup> Avenue		
		SW 14 <sup>th</sup> Street between SW 19 <sup>th</sup> Avenue and SW 18 <sup>th</sup> Avenue		SW 21 <sup>st</sup> Terrace between SW 23 <sup>rd</sup> Avenue and SW 22 <sup>nd</sup> Avenue		
		SW 14 <sup>th</sup> Street between SW 18 <sup>th</sup> Avenue and SW 17 <sup>th</sup> Avenue				
		SW 14 <sup>th</sup> Terrace between SW 22 <sup>nd</sup> Avenue and SW 21 <sup>st</sup> Avenue				
	SW 14 <sup>th</sup> Terrace between SW 19 <sup>th</sup> Avenue and SW 18 <sup>th</sup> Avenue					
	SW 15 <sup>th</sup> Street between SW 22 <sup>nd</sup> Avenue and SW 21 <sup>st</sup> Avenue					
	SW 15 <sup>th</sup> Street between SW 19 <sup>th</sup> Avenue and SW 18 <sup>th</sup> Avenue					
Mid-Block Bulb-Outs	SW 9 <sup>th</sup> Street between SR 9/SW 27 <sup>th</sup> Avenue and SW 25 <sup>th</sup> Avenue	SW 16 <sup>th</sup> Street between SW 21 <sup>st</sup> Avenue and SW 19 <sup>th</sup> Avenue	SW 13 <sup>th</sup> Avenue between SW 10 <sup>th</sup> Street and SW 11 <sup>th</sup> Street	SW 18 <sup>th</sup> Street between SW 23 <sup>rd</sup> Avenue and SW 22 <sup>nd</sup> Avenue	N/A	N/A
	SW 11 <sup>th</sup> Street between SR 9/SW 27 <sup>th</sup> Avenue and SW 25 <sup>th</sup> Avenue	SW 16 <sup>th</sup> Street between SW 19 <sup>th</sup> Avenue and SW 18 <sup>th</sup> Avenue	SW 13 <sup>th</sup> Avenue between SW 11 <sup>th</sup> Street and SW 12 <sup>th</sup> Street (two [2] locations)	SW 19 <sup>th</sup> Street between SW 24 <sup>th</sup> Avenue and SW 23 <sup>rd</sup> Avenue (two [2] locations)		
			SW 13 <sup>th</sup> Avenue between SW 12 <sup>th</sup> Street and SW 13 <sup>th</sup> Street (two [2] locations)	SW 19 <sup>th</sup> Street between SW 23 <sup>rd</sup> Avenue and SW 22 <sup>nd</sup> Avenue (two [2] locations)		
Raised Mid-Block Bulb-Outs	N/A	N/A	N/A	SW 19th Terrace between SW 24th Avenue and SW 23rd Avenue	N/A	N/A
Curb Extensions	SW 16 <sup>th</sup> Street and SW 24 <sup>th</sup> Avenue (eastbound approach)	SW 16 <sup>th</sup> Street and SW 19 <sup>th</sup> Avenue (eastbound and westbound approaches)	SW 11 <sup>th</sup> Street and SW 13 <sup>th</sup> Avenue (eastbound and westbound approaches)	N/A	N/A	N/A
Textured Pavement	SW 10 <sup>th</sup> Street and SW 24 <sup>th</sup> Court	N/A	N/A	N/A	N/A	N/A
	SW 11 <sup>th</sup> Street and SW 24 <sup>th</sup> Avenue					
Raised Crosswalk	N/A	N/A	SW 13 <sup>th</sup> Avenue between SW 10 <sup>th</sup> Street and SW 11 <sup>th</sup> Street	N/A	N/A	SW 13 <sup>th</sup> Avenue between SW 15 <sup>th</sup> Street and SW 16 <sup>th</sup> Street
			SW 13 <sup>th</sup> Avenue between SW 11 <sup>th</sup> Street and SW 12 <sup>th</sup> Street			
			SW 13 <sup>th</sup> Avenue between SW 12 <sup>th</sup> Street and SW 13 <sup>th</sup> Street			
Chicanes	SW 11th Street and SW 24th Avenue	N/A	N/A	N/A	N/A	N/A
Median Extensions	N/A	SW 10 <sup>th</sup> Street and SW 10 <sup>th</sup> Street Road (eastbound, westbound, and southbound approaches)	SW 14 <sup>th</sup> Street and SW 13 <sup>th</sup> Avenue (northbound approach)	N/A	N/A	SW 16 <sup>th</sup> Street and SW 13 <sup>th</sup> Avenue (southbound approach)
Additional Improvements	N/A	N/A	N/A	N/A	N/A	Add/Improve Crosswalk Markings along SW 13 <sup>th</sup> Avenue

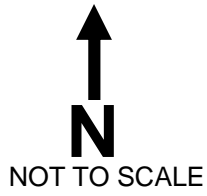
PHASE 2 IMPROVEMENTS

Improvement	Location					
	Zone A	Zone B	Zone C	Zone D	Zone E	Zone F
Raised Intersections	N/A	N/A	SW 10 <sup>th</sup> Street and SW 16 <sup>th</sup> Avenue	SW 17 <sup>th</sup> Terrace and SW 23 <sup>rd</sup> Avenue SW 19 <sup>th</sup> Street and SW 23 <sup>rd</sup> Avenue SW 20 <sup>th</sup> Street and SW 24 <sup>th</sup> Avenue	SW 17 <sup>th</sup> Terrace and SW 21 <sup>st</sup> Avenue SW 18 <sup>th</sup> Street and SW 18 <sup>th</sup> Avenue	SW 19 <sup>th</sup> Terrace and SW 16 <sup>th</sup> Avenue
Speed Tables	SW 11 <sup>th</sup> Street between SW 24 <sup>th</sup> Avenue and SW 23 <sup>rd</sup> Avenue	SW 13 <sup>th</sup> Street between SW 21 <sup>st</sup> Avenue and SW 19 <sup>th</sup> Avenue	SW 14 <sup>th</sup> Avenue between SW 10 <sup>th</sup> Street and SW 11 <sup>th</sup> Street	SW 16 <sup>th</sup> Terrace between SW 24 <sup>th</sup> Avenue and SW 23 <sup>rd</sup> Avenue	SW 16 <sup>th</sup> Terrace between SW 19 <sup>th</sup> Avenue and SW 18 <sup>th</sup> Avenue	SW 16 <sup>th</sup> Street between SW 16 <sup>th</sup> Avenue and SW 14 <sup>th</sup> Avenue
	SW 11 <sup>th</sup> Terrace between SW 24 <sup>th</sup> Avenue and SW 23 <sup>rd</sup> Avenue	SW 21 <sup>st</sup> Avenue between SW 13 <sup>th</sup> Street and S 14 <sup>th</sup> Terrace	SW 14 <sup>th</sup> Avenue between SW 12 <sup>th</sup> Street and SW 13 <sup>th</sup> Street	SW 21 <sup>st</sup> Street between SW 25 <sup>th</sup> Avenue and SW 24 <sup>th</sup> Avenue	SW 18 <sup>th</sup> Street between SW 19 <sup>th</sup> Avenue and SW 18 <sup>th</sup> Avenue	SW 17 <sup>th</sup> Terrace between SW 16 <sup>th</sup> Avenue and SW 14 <sup>th</sup> Avenue
	SW 12 <sup>th</sup> Street between SR 9/SW 27 <sup>th</sup> Avenue and SW 25 <sup>th</sup> Avenue	SW 14 <sup>th</sup> Terrace between SW 21 <sup>st</sup> Avenue and SW 19 <sup>th</sup> Avenue	SW 12 <sup>th</sup> Court between SW 12 <sup>th</sup> Street and SW 13 <sup>th</sup> Street	SW 21 <sup>st</sup> Terrace between SW 25 <sup>th</sup> Avenue and SW 24 <sup>th</sup> Avenue	SW 17 <sup>th</sup> Court between SW 19 <sup>th</sup> Street and SW 20 <sup>th</sup> Street	SW 17 <sup>th</sup> Terrace between SW 14 <sup>th</sup> Avenue and SW 13 <sup>th</sup> Avenue
	SW 12 <sup>th</sup> Street between SW 25 <sup>th</sup> Avenue and SW 24 <sup>th</sup> Avenue		SW 13 <sup>th</sup> Street between SW 16 <sup>th</sup> Avenue and SW 14 <sup>th</sup> Avenue		SW 18 <sup>th</sup> Avenue between SW 19 <sup>th</sup> Terrace and SW 20 <sup>th</sup> Street	SW 21 <sup>st</sup> Street between SW 16 <sup>th</sup> Avenue and SW 14 <sup>th</sup> Avenue
	SW 12 <sup>th</sup> Street between SW 24 <sup>th</sup> Avenue and SW 23 <sup>rd</sup> Avenue		SW 13 <sup>th</sup> Street between SW 13 <sup>th</sup> Court and SW 13 <sup>th</sup> Avenue		SW 21 <sup>st</sup> Street between SW 21 <sup>st</sup> Avenue and SW 19 <sup>th</sup> Avenue	SW 21 <sup>st</sup> Street between SW 13 <sup>th</sup> Court and SW 13 <sup>th</sup> Avenue
	SW 13 <sup>th</sup> Street between SR 9/SW 27 <sup>th</sup> Avenue and SW 25 <sup>th</sup> Avenue		SW 14 <sup>th</sup> Street between SW 16 <sup>th</sup> Avenue and SW 14 <sup>th</sup> Avenue			SW 21 <sup>st</sup> Terrace between SW 14 <sup>th</sup> Avenue and SW 13 <sup>th</sup> Avenue
SW 13 <sup>th</sup> Street between SW 25 <sup>th</sup> Avenue and SW 24 <sup>th</sup> Avenue		SW 14 <sup>th</sup> Terrace between SW 16 <sup>th</sup> Avenue and SW 14 <sup>th</sup> Avenue				
SW 15 <sup>th</sup> Street between SW 25 <sup>th</sup> Avenue and SW 24 <sup>th</sup> Avenue		SW 15 <sup>th</sup> Street between SW 16 <sup>th</sup> Avenue and SW 14 <sup>th</sup> Avenue				
Mid-Block Bulb-Outs	SW 16 <sup>th</sup> Street between SR 9/SW 27 <sup>th</sup> Avenue and SW 25 <sup>th</sup> Avenue	SW 9 <sup>th</sup> Street between SW 21 <sup>st</sup> Avenue and SW 19 <sup>th</sup> Avenue	N/A	SW 25 <sup>th</sup> Avenue between SW 21 <sup>st</sup> Terrace and SR 972/Coral Way/SW 22 <sup>nd</sup> Street	SW 16 <sup>th</sup> Terrace between SW 21 <sup>st</sup> Avenue and SW 19 <sup>th</sup> Avenue	SW 17 <sup>th</sup> Street between SW 14 <sup>th</sup> Avenue and SW 13 <sup>th</sup> Avenue
		SW 19 <sup>th</sup> Avenue between SW 10 <sup>th</sup> Street and SW 11 <sup>th</sup> Street				SW 20 <sup>th</sup> Street between SW 16 <sup>th</sup> Avenue and SW 14 <sup>th</sup> Avenue (two [2] locations)
		SW 19 <sup>th</sup> Avenue between SW 11 <sup>th</sup> Terrace and SW 12 <sup>th</sup> Street				
		SW 13 <sup>th</sup> Street between SW 22 <sup>nd</sup> Avenue and SW 21 <sup>st</sup> Avenue				
Raised Mid-Block Bulb-Outs	N/A	N/A	SW 14 <sup>th</sup> Street between SW 14 <sup>th</sup> Avenue and SW 13 <sup>th</sup> Avenue	N/A	N/A	N/A
Curb Extensions	N/A	SW 10 <sup>th</sup> Street and SW 22 <sup>nd</sup> Avenue (westbound approach)	SW 10 <sup>th</sup> Street and SW 16 <sup>th</sup> Avenue (eastbound and westbound approaches)	N/A	N/A	N/A
		SW 10 <sup>th</sup> Street and SW 19 <sup>th</sup> Avenue (eastbound approach)	SW 10 <sup>th</sup> Street and SW 15 <sup>th</sup> Avenue (eastbound approach)			
		SW 19 <sup>th</sup> Avenue and SW 13 <sup>th</sup> Street (northbound approach)				
Median Extensions	N/A	SW 9 <sup>th</sup> Street and SW 10 <sup>th</sup> Street Road (northbound and southbound approaches)	N/A	N/A	N/A	N/A
Additional Improvements	N/A	Add/Improve Street Markings along SW 10 <sup>th</sup> Street	N/A	N/A	N/A	N/A

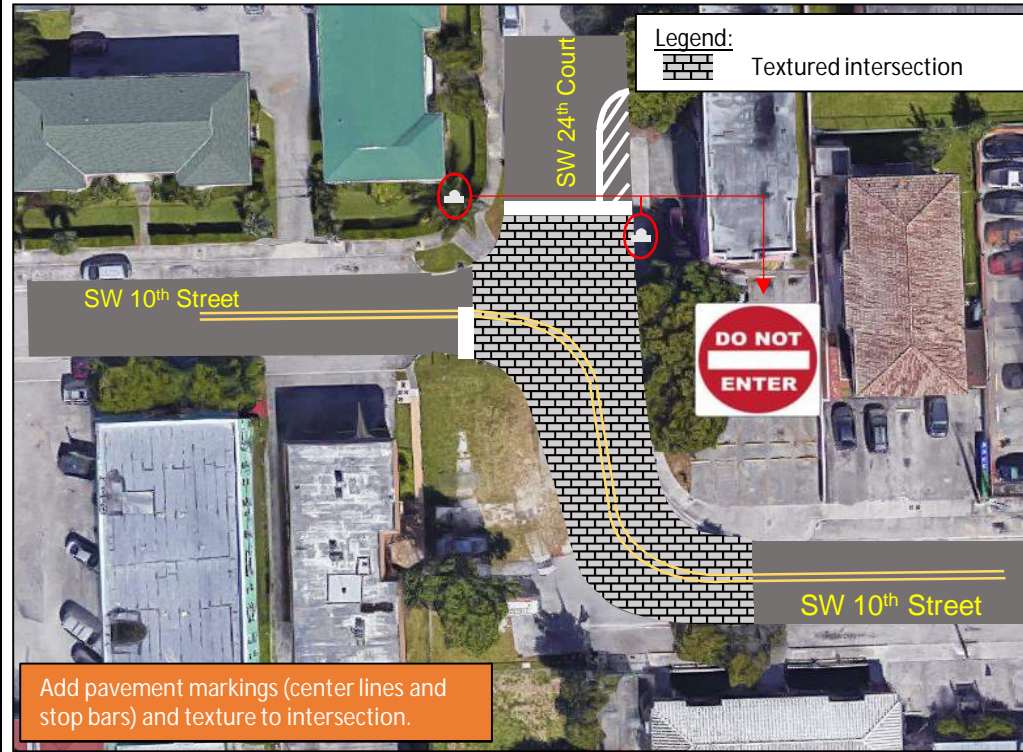
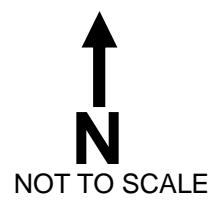
PHASE 3 IMPROVEMENTS

Improvement	Location					
	Zone A	Zone B	Zone C	Zone D	Zone E	Zone F
Raised Intersections	SW 14 <sup>th</sup> Street and SW 25 <sup>th</sup> Avenue	SW 11 <sup>th</sup> Street and SW 18 <sup>th</sup> Avenue	SW 11 <sup>th</sup> Street and SW 13 <sup>th</sup> Court	SW 19 <sup>th</sup> Street and SW 25 <sup>th</sup> Avenue	SW 18 <sup>th</sup> Street and SW 20 <sup>th</sup> Avenue	SW 18 <sup>th</sup> Street and SW 14 <sup>th</sup> Avenue
	SW 14 <sup>th</sup> Street and SW 23 <sup>rd</sup> Avenue	SW 12 <sup>th</sup> Street and SW 18 <sup>th</sup> Avenue	SW 12 <sup>th</sup> Street and SW 16 <sup>th</sup> Avenue	SW 19 <sup>th</sup> Street and SW 24 <sup>th</sup> Avenue		
	SW 15 <sup>th</sup> Street and SW 25 <sup>th</sup> Avenue	SW 14 <sup>th</sup> Street and SW 18 <sup>th</sup> Avenue	SW 13 <sup>th</sup> Street and SW 14 <sup>th</sup> Avenue			
Speed Tables	N/A	N/A	N/A	SW 20 <sup>th</sup> Street between SR 9/SW 27 <sup>th</sup> Avenue and SW 25 <sup>th</sup> Avenue	SW 17 <sup>th</sup> Street between SW 21 <sup>st</sup> Avenue and SW 19 <sup>th</sup> Avenue	SW 16 <sup>th</sup> Street between SW 14 <sup>th</sup> Avenue and SW 13 <sup>th</sup> Avenue
				SW 20 <sup>th</sup> Street between SW 24 <sup>th</sup> Avenue and SW 23 <sup>rd</sup> Avenue	SW 21 <sup>st</sup> Terrace between SW 19 <sup>th</sup> Avenue and SW 18 <sup>th</sup> Avenue	SW 17 <sup>th</sup> Street between SW 16 <sup>th</sup> Avenue and SW 14 <sup>th</sup> Avenue
Mid-Block Bulb-Outs	SW 9 <sup>th</sup> Street between SW 25 <sup>th</sup> Avenue and SW 24 <sup>th</sup> Court	SW 13 <sup>th</sup> Street between SW 18 <sup>th</sup> Avenue and SW 17 <sup>th</sup> Court	SW 13 <sup>th</sup> Avenue between SW 10 <sup>th</sup> Street and SW 11 <sup>th</sup> Street	N/A	SW 21 <sup>st</sup> Terrace between SW 21 <sup>st</sup> Avenue and SW 19 <sup>th</sup> Avenue (two [2] locations)	N/A
	SW 15 <sup>th</sup> Street between SW 24 <sup>th</sup> Avenue and SW 23 <sup>rd</sup> Avenue		SW 13 <sup>th</sup> Court between SW 12 <sup>th</sup> Street and SW 13 <sup>th</sup> Street			
Raised Mid-Block Bulb-Outs	SW 10 <sup>th</sup> Street between SW 23 <sup>rd</sup> Avenue and SW 22 <sup>nd</sup> Court	N/A	N/A	N/A	N/A	N/A
Curb Extensions	SW 16 <sup>th</sup> Street and SW 25 <sup>th</sup> Avenue (eastbound and westbound approaches)	N/A	SW 9 <sup>th</sup> Street and SW 17 <sup>th</sup> Avenue (westbound approach)	SR 972/Coral Way/SW 22 <sup>nd</sup> Street and SW 24 <sup>th</sup> Avenue (southbound approach)	N/A	N/A
	SW 16 <sup>th</sup> Street and SW 23 <sup>rd</sup> Avenue (eastbound and westbound approaches)		SW 10 <sup>th</sup> Street and SW 13 <sup>th</sup> Avenue (southbound approach)			
			SW 12 <sup>th</sup> Street and SW 13 <sup>th</sup> Avenue (eastbound and westbound approaches)			
			SW 13 <sup>th</sup> Street and SW 13 <sup>th</sup> Avenue (eastbound and westbound approaches)			
			SW 15 <sup>th</sup> Street and SW 14 <sup>th</sup> Avenue (westbound approach)			
Additional Improvements	Add/Improve Street Markings along SW 16 <sup>th</sup> Street	Add/Improve Street Markings along SW 10 <sup>th</sup> Street and SW 16 <sup>th</sup> Street	Add/Improve Street Markings along SW 15 <sup>th</sup> Street	N/A	N/A	N/A

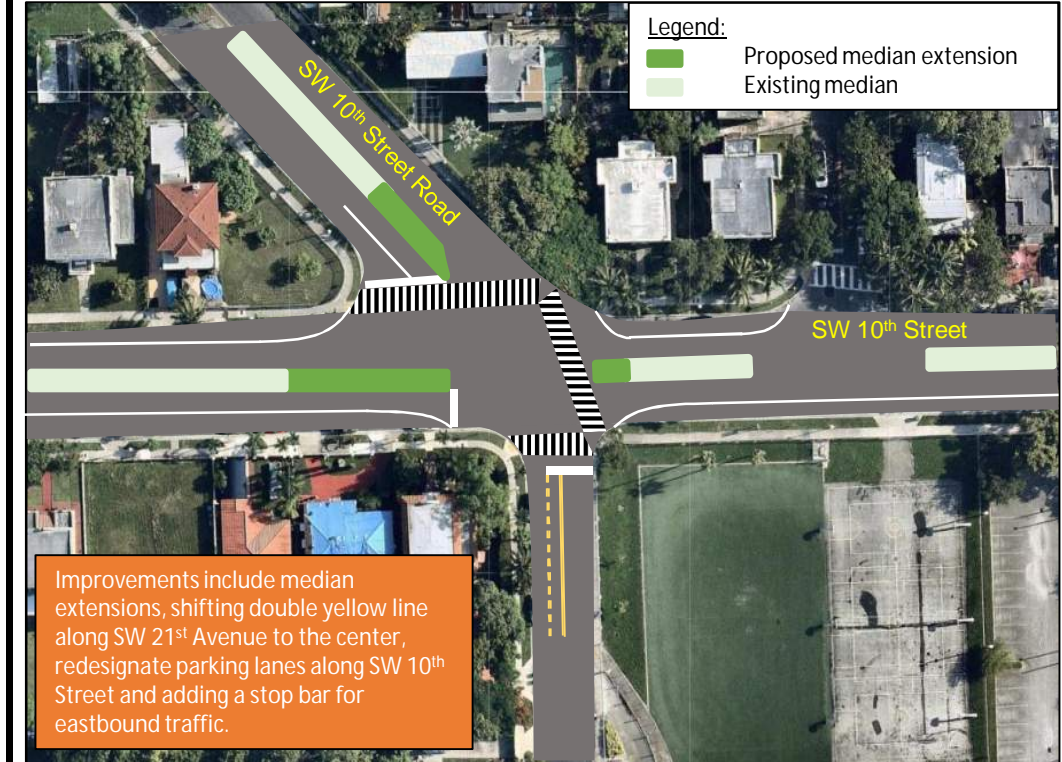
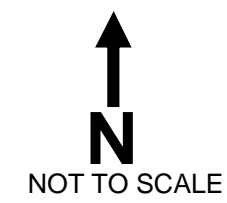
Rendering I (R.I)



Rendering II (R.II)



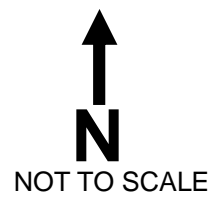
Rendering III (R.III)



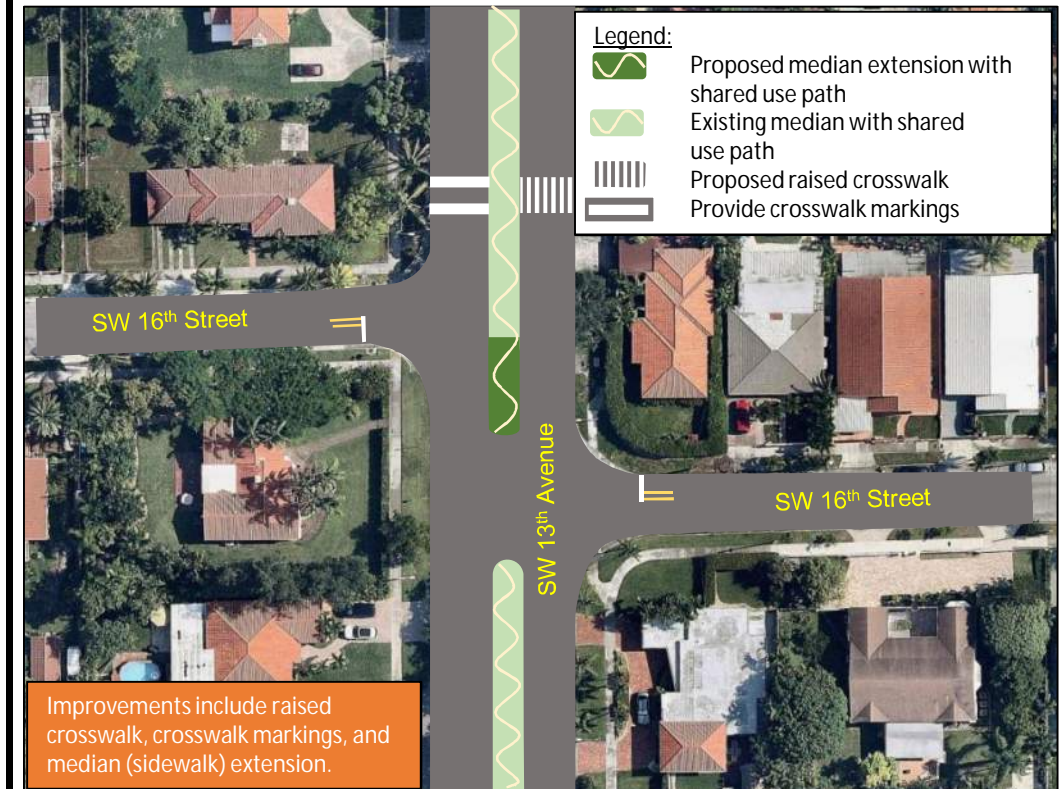
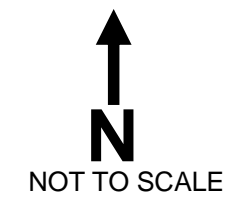
Rendering IV (R.IV)



Rendering V (R.V)



Rendering VI (R.VI)



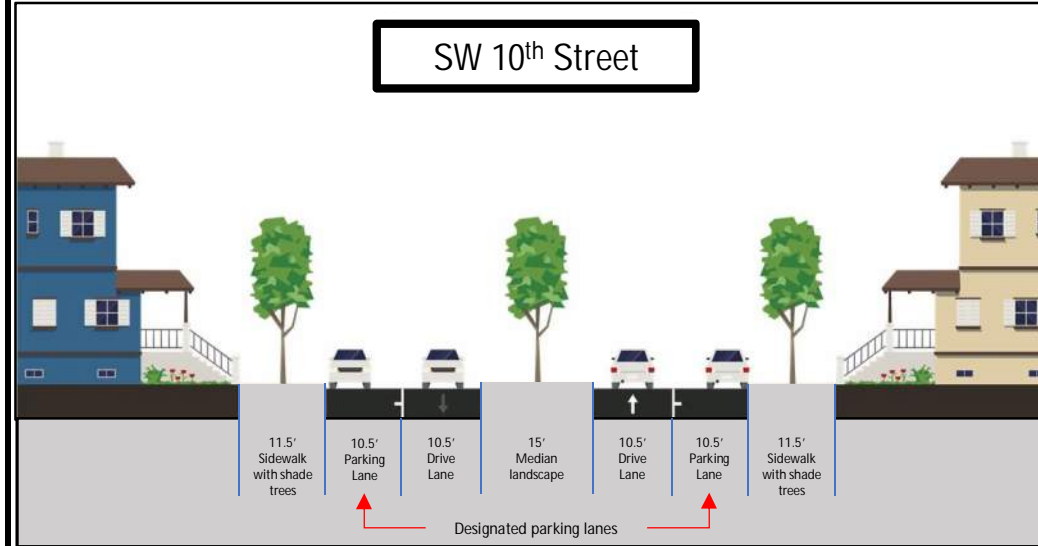
### Rendering VII (R.VII)

↑  
N  
NOT TO SCALE



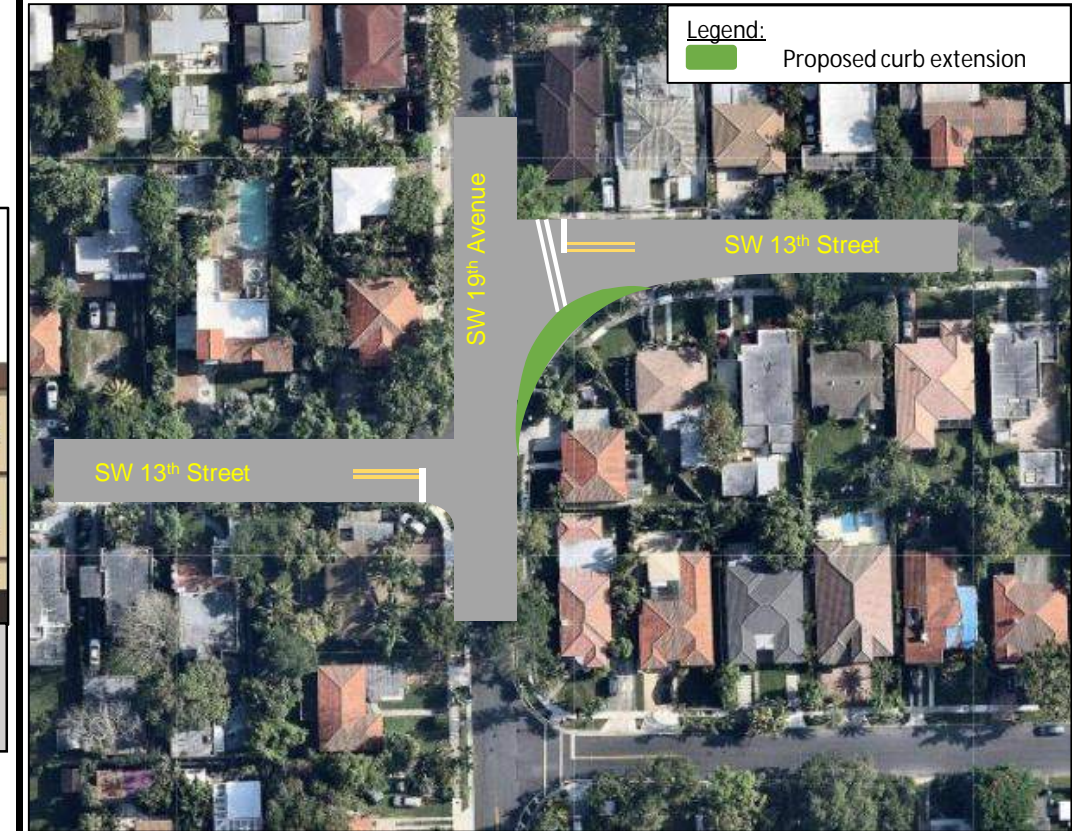
### Rendering VIII (R.VIII)

→  
N  
NOT TO SCALE



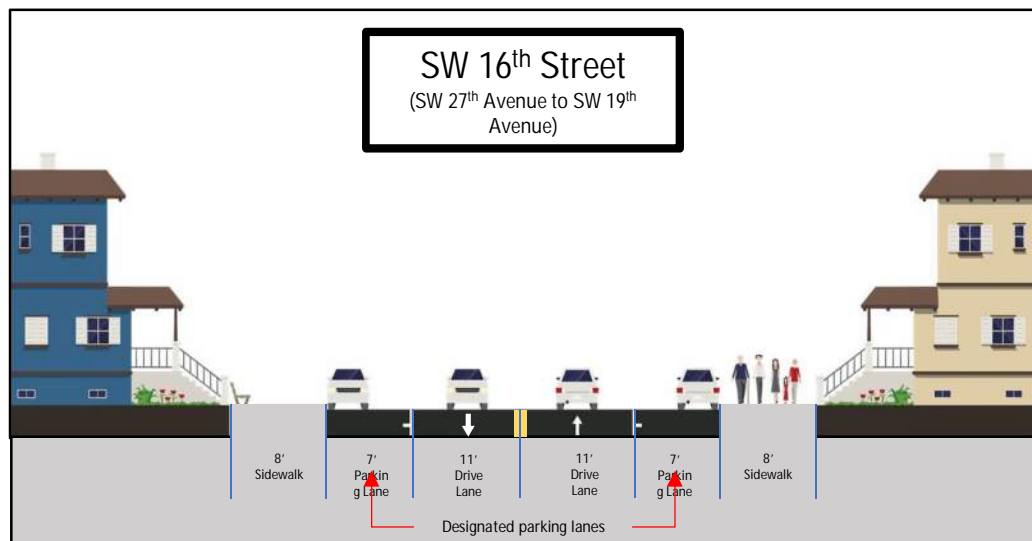
### Rendering IX (R.IX)

↑  
N



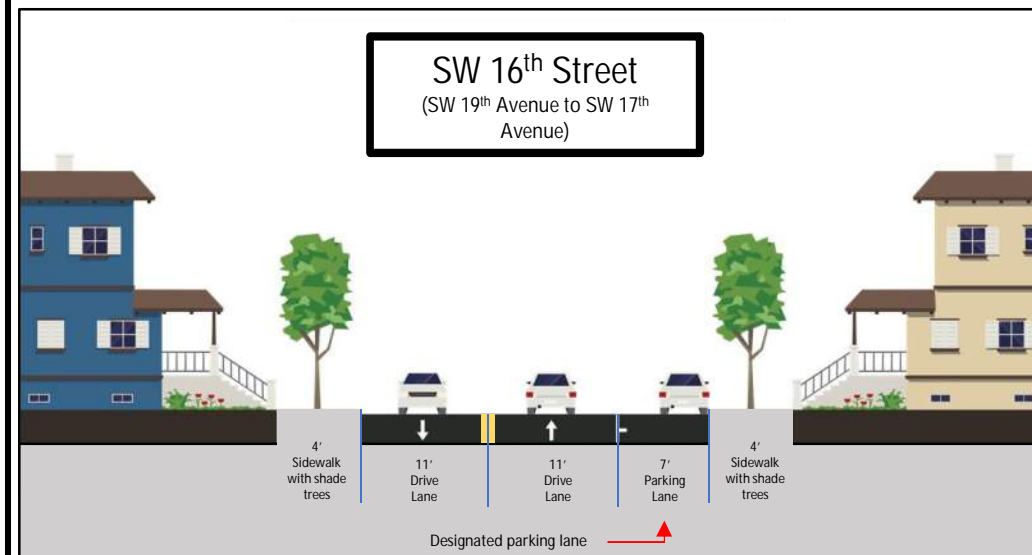
### Rendering X (R.X)

→  
N  
NOT TO SCALE



### Rendering XI (R.XI)

→  
N  
NOT TO SCALE



### Rendering XII (R.XII)

↑  
N  
NOT TO SCALE



Planning Level Cost Estimate

Quantities

Legend	Improvements	Unit Cost	Zone A				Zone B				Zone C				Zone D				Zone E				Zone F							
			Phase 0	Phase 1	Phase 2	Phase 3	Phase 0	Phase 1	Phase 2	Phase 3	Phase 0	Phase 1	Phase 2	Phase 3	Phase 0	Phase 1	Phase 2	Phase 3	Phase 0	Phase 1	Phase 2	Phase 3	Phase 0	Phase 1	Phase 2	Phase 3				
-	Texture Pavement to Existing Roundabout	\$ 75,000.00				4				4				4				1				2				5				2
A	Raised Intersection	\$ 100,000.00	2	4		4		3		4		7	1	3		7	3	2		6	2	1		3	1	1		3	1	1
B	Speed Table	\$ 15,000.00	1	9	8		3	19	3		2	8	8		1	14	3	3	3	11	5	2	6	10	6	3				
C	Mid-Block Bulb-Out	\$ 25,000.00		1	1	1		1.5	2	0.5		5		1.5	1	2.5	0.5				0.5	1			1.5					
D	Raised Mid-Block Bulb-Out	\$ 40,000.00				1							1		1	1			1											
E	Curb Extension	\$ 25,000.00		0.5				1.5	3.5			2	2	6.5				0.5												
F	Texture Pavement to Intersection	\$ 75,000.00		2																										
G	Raised Crosswalk	\$ 15,000.00										3		1																
H	Chicane	\$ 25,000.00		1																								0.5		
I	Extend Median	\$ 30,000.00						3	2			1																1		
-	Add/Improve Street Markings/Signage	\$ 5,000.00	1	1		1		1	1					1														1		
-	Stop Bar	\$ 1,000.00						1																				1		
-	Landscaping to Central Island	\$ 10,000.00				1																								

Costs

Legend	Improvements	Unit Cost	Zone A				Zone B				Zone C				Zone D				Zone E				Zone F			
			Phase 0	Phase 1	Phase 2	Phase 3	Phase 0	Phase 1	Phase 2	Phase 3	Phase 0	Phase 1	Phase 2	Phase 3	Phase 0	Phase 1	Phase 2	Phase 3	Phase 0	Phase 1	Phase 2	Phase 3	Phase 0	Phase 1	Phase 2	Phase 3
-	Texture Pavement to Existing Roundabout	\$ 75,000.00	\$ -	\$ -	\$ -	\$ 300,000.00	\$ -	\$ -	\$ -	\$ 300,000.00	\$ -	\$ -	\$ -	\$ 75,000.00	\$ -	\$ -	\$ -	\$ 150,000.00	\$ -	\$ -	\$ -	\$ 375,000.00	\$ -	\$ -	\$ -	\$ 150,000.00
A	Raised Intersection	\$ 100,000.00	\$ 200,000.00	\$ 400,000.00	\$ -	\$ 400,000.00	\$ -	\$ 300,000.00	\$ -	\$ 400,000.00	\$ -	\$ 700,000.00	\$ 100,000.00	\$ 300,000.00	\$ -	\$ 700,000.00	\$ 300,000.00	\$ 200,000.00	\$ -	\$ 600,000.00	\$ 200,000.00	\$ 100,000.00	\$ -	\$ 300,000.00	\$ 100,000.00	\$ 100,000.00
B	Speed Table	\$ 15,000.00	\$ 15,000.00	\$ 135,000.00	\$ 120,000.00	\$ -	\$ 45,000.00	\$ 285,000.00	\$ 45,000.00	\$ -	\$ 30,000.00	\$ 120,000.00	\$ 120,000.00	\$ -	\$ 15,000.00	\$ 210,000.00	\$ 45,000.00	\$ 45,000.00	\$ 45,000.00	\$ 165,000.00	\$ 75,000.00	\$ 30,000.00	\$ 90,000.00	\$ 150,000.00	\$ 90,000.00	\$ 45,000.00
C	Mid-Block Bulb-Out	\$ 25,000.00	\$ -	\$ 25,000.00	\$ 25,000.00	\$ 25,000.00	\$ -	\$ 37,500.00	\$ 50,000.00	\$ 12,500.00	\$ -	\$ 125,000.00	\$ -	\$ 37,500.00	\$ 25,000.00	\$ 62,500.00	\$ 12,500.00	\$ -	\$ -	\$ -	\$ 12,500.00	\$ 25,000.00	\$ -	\$ -	\$ 37,500.00	\$ -
D	Raised Mid-Block Bulb-Out	\$ 40,000.00	\$ -	\$ -	\$ -	\$ 40,000.00	\$ -	\$ -	\$ -	\$ -	\$ -	\$ -	\$ 40,000.00	\$ -	\$ 40,000.00	\$ 40,000.00	\$ -	\$ -	\$ 40,000.00	\$ -	\$ -	\$ -	\$ -	\$ -	\$ -	\$ -
E	Curb Extension	\$ 25,000.00	\$ -	\$ 12,500.00	\$ -	\$ 100,000.00	\$ -	\$ 37,500.00	\$ 87,500.00	\$ -	\$ -	\$ 50,000.00	\$ 50,000.00	\$ 162,500.00	\$ -	\$ -	\$ -	\$ 12,500.00	\$ -	\$ -	\$ -	\$ -	\$ -	\$ -	\$ -	\$ -
F	Texture Pavement to Intersection	\$ 75,000.00	\$ -	\$ 150,000.00	\$ -	\$ -	\$ -	\$ -	\$ -	\$ -	\$ -	\$ -	\$ -	\$ -	\$ -	\$ -	\$ -	\$ -	\$ -	\$ -	\$ -	\$ -	\$ -	\$ -	\$ -	\$ -
G	Raised Crosswalk	\$ 15,000.00	\$ -	\$ -	\$ -	\$ -	\$ -	\$ -	\$ -	\$ -	\$ -	\$ 45,000.00	\$ -	\$ 15,000.00	\$ -	\$ -	\$ -	\$ -	\$ -	\$ -	\$ -	\$ -	\$ -	\$ -	\$ -	\$ -
H	Chicane	\$ 25,000.00	\$ -	\$ 25,000.00	\$ -	\$ -	\$ -	\$ -	\$ -	\$ -	\$ -	\$ -	\$ -	\$ -	\$ -	\$ -	\$ -	\$ -	\$ -	\$ -	\$ -	\$ -	\$ -	\$ -	\$ -	\$ -
I	Extend Median	\$ 30,000.00	\$ -	\$ -	\$ -	\$ -	\$ -	\$ 90,000.00	\$ 60,000.00	\$ -	\$ -	\$ 30,000.00	\$ -	\$ -	\$ -	\$ -	\$ -	\$ -	\$ -	\$ -	\$ -	\$ -	\$ -	\$ -	\$ -	\$ -
-	Add/Improve Street Markings/Signage	\$ 5,000.00	\$ 5,000.00	\$ 5,000.00	\$ -	\$ 5,000.00	\$ -	\$ 5,000.00	\$ 5,000.00	\$ -	\$ -	\$ -	\$ -	\$ 5,000.00	\$ -	\$ -	\$ -	\$ -	\$ -	\$ -	\$ -	\$ -	\$ -	\$ -	\$ -	\$ -
-	Stop Bar	\$ 1,000.00	\$ -	\$ -	\$ -	\$ -	\$ -	\$ 1,000.00	\$ -	\$ -	\$ -	\$ -	\$ -	\$ -	\$ -	\$ -	\$ -	\$ -	\$ -	\$ -	\$ -	\$ -	\$ -	\$ -	\$ -	\$ -
-	Landscaping to Central Island	\$ 10,000.00	\$ -	\$ -	\$ -	\$ 10,000.00	\$ -	\$ -	\$ -	\$ -	\$ -	\$ -	\$ -	\$ -	\$ -	\$ -	\$ -	\$ -	\$ -	\$ -	\$ -	\$ -	\$ -	\$ -	\$ -	\$ -
	Cost Per Phase		\$ 220,000.00	\$ 752,500.00	\$ 145,000.00	\$ 880,000.00	\$ 45,000.00	\$ 756,000.00	\$ 247,500.00	\$ 712,500.00	\$ 30,000.00	\$ 1,070,000.00	\$ 310,000.00	\$ 595,000.00	\$ 80,000.00	\$ 1,012,500.00	\$ 357,500.00	\$ 407,500.00	\$ 85,000.00	\$ 765,000.00	\$ 287,500.00	\$ 530,000.00	\$ 90,000.00	\$ 492,500.00	\$ 227,500.00	\$ 295,000.00
	Cost Per Area				\$ 1,997,500.00				\$ 1,761,000.00				\$ 2,005,000.00				\$ 1,857,500.00				\$ 1,667,500.00					\$ 1,105,000.00

Total \$ 10,393,500.00